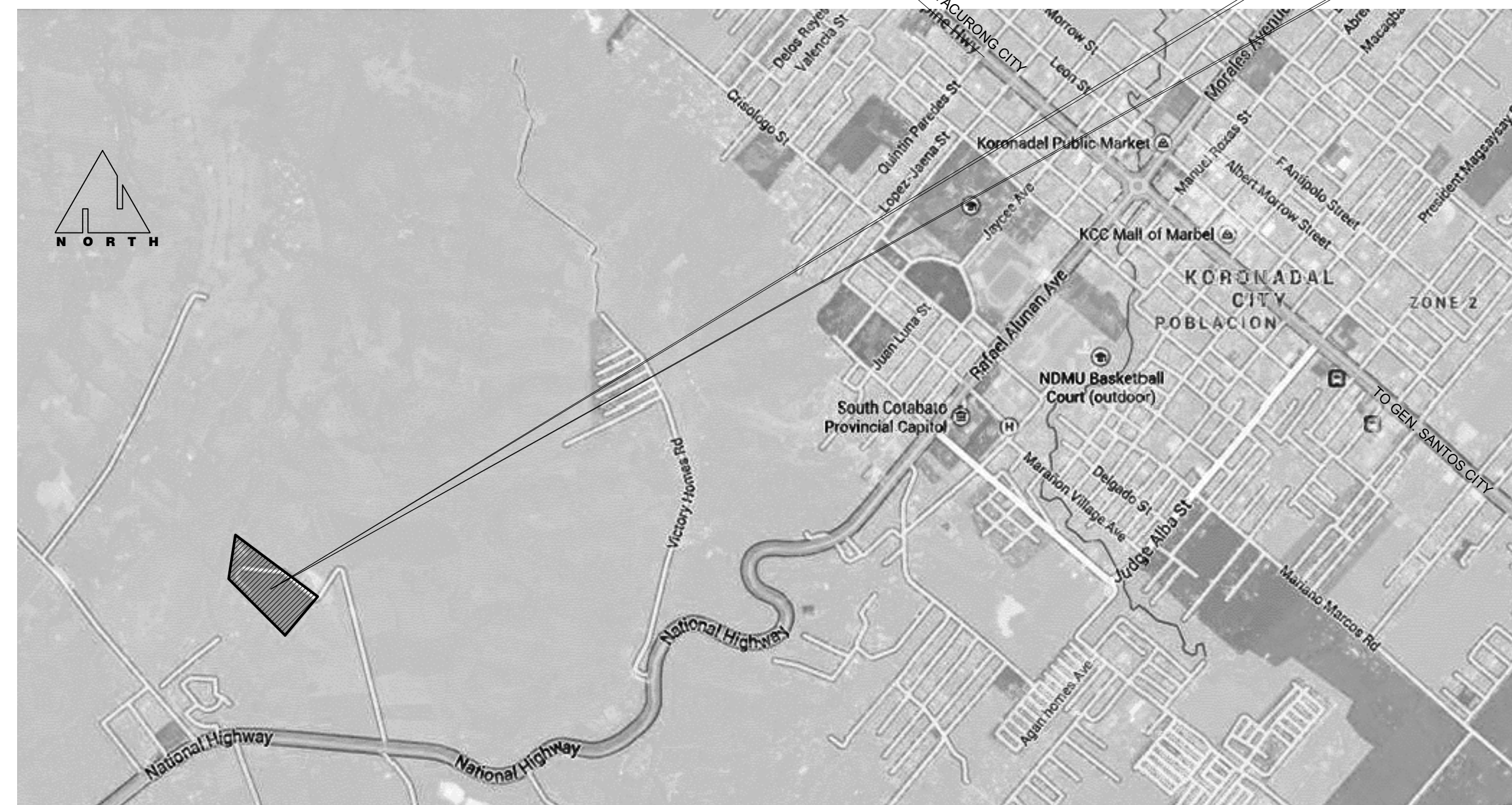


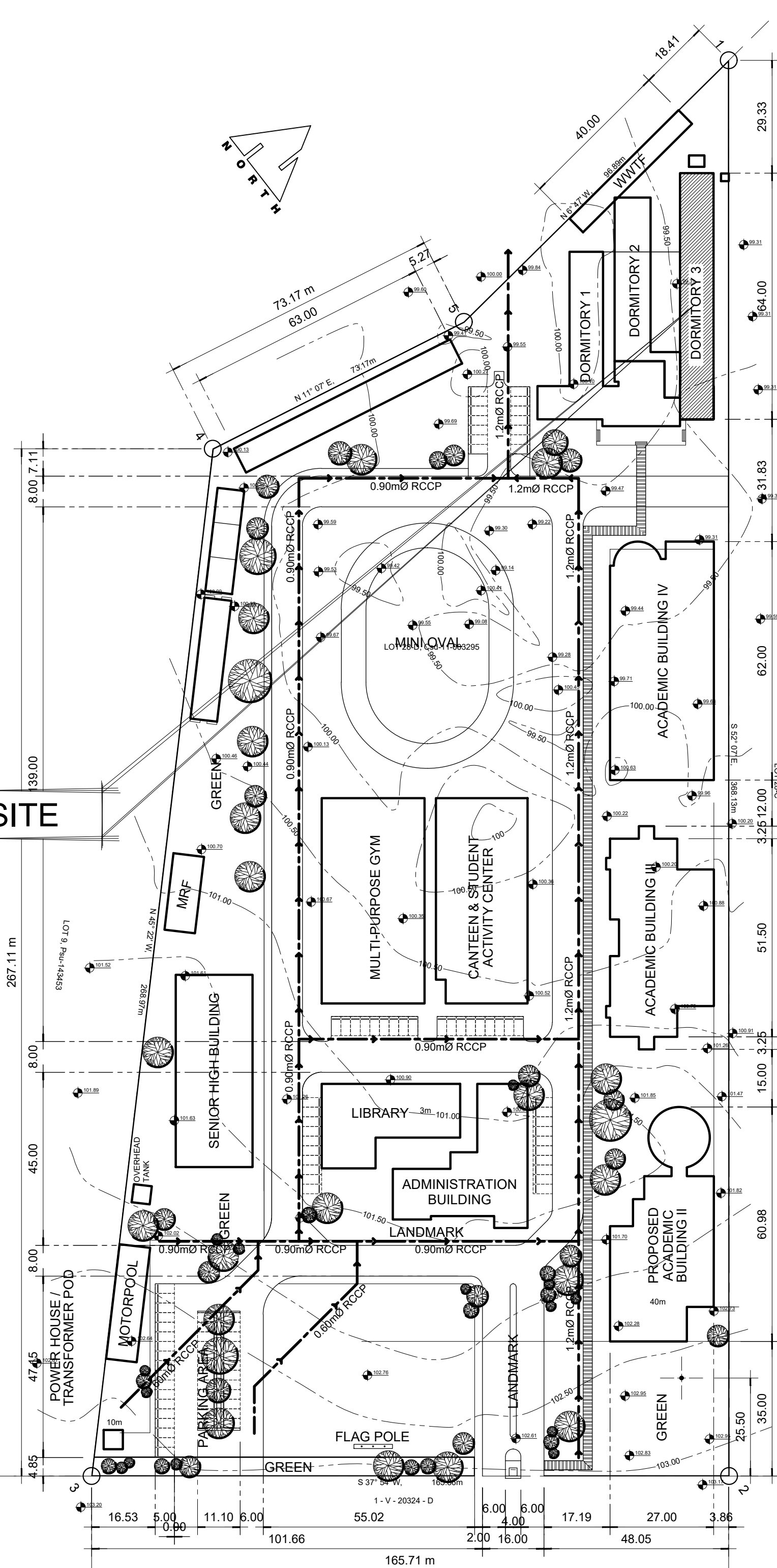


01 **PERSPECTIVE**  
SCALE: NTS  
A-01



02 **LOCATION PLAN**  
SCALE: NTS  
A-01

THIS SITE



03 **SITE DEVELOPMENT PLAN**  
SCALE: 1:1000  
A-01

**TABLE OF CONTENTS**

REPUBLIC OF THE PHILIPPINES DEPARTMENT OF PUBLIC WORKS AND HIGHWAY OFFICE OF THE BUILDING OFFICIAL KORONADAL CITY  District / City / Municipality	
<b>BUILDING OFFICIAL</b>	
<b>LAND USE AND ZONING</b>	
<b>LINE AND GRADE</b>	
<b>ARCHITECTURAL</b>	
<b>STRUCTURAL</b>	
<b>ELECTRICAL</b>	
<b>MECHANICAL</b>	
<b>SANITARY</b>	
<b>ELECTRONICS</b>	

**M.T. Ang**  
architectural designs

PLANS • DESIGNS • ESTIMATES • CONSTRUCTION MANAGEMENT •  
DESIGNS BUILT • PLUMBING DESIGN

27 P. ACHARON BOULEVARD, BRGY. DAD. SOUTH, GEN. SANTOS CITY ☎ No: 301-1917

**MICHAEL T. ANG, fuap**  
ARCHITECT

PRC: 8270  
VALIDITY: 08 MAY 2018  
IAPOA: 04440 141342 071615  
O.R. | DATE: 141342 | 16JULY15  
PTR: 7193602  
DATE ISS: 10 JAN 2017  
PLACE ISS: GSC  
TIN: 123-875-856

**SECTION 33 of RA 9266** | Drawing & specifications & other contract documents duly signed, stamp or sealed, as instruments of service, are the intellectual property and documents of the architect, whether the object for which they are made is executed or not it shall be unlawful for any person to duplicate or to make copies of said documents for use in the repetition of & for other projects or buildings, whether executed partly or in whole, without the written consent of architect or author of said documents.

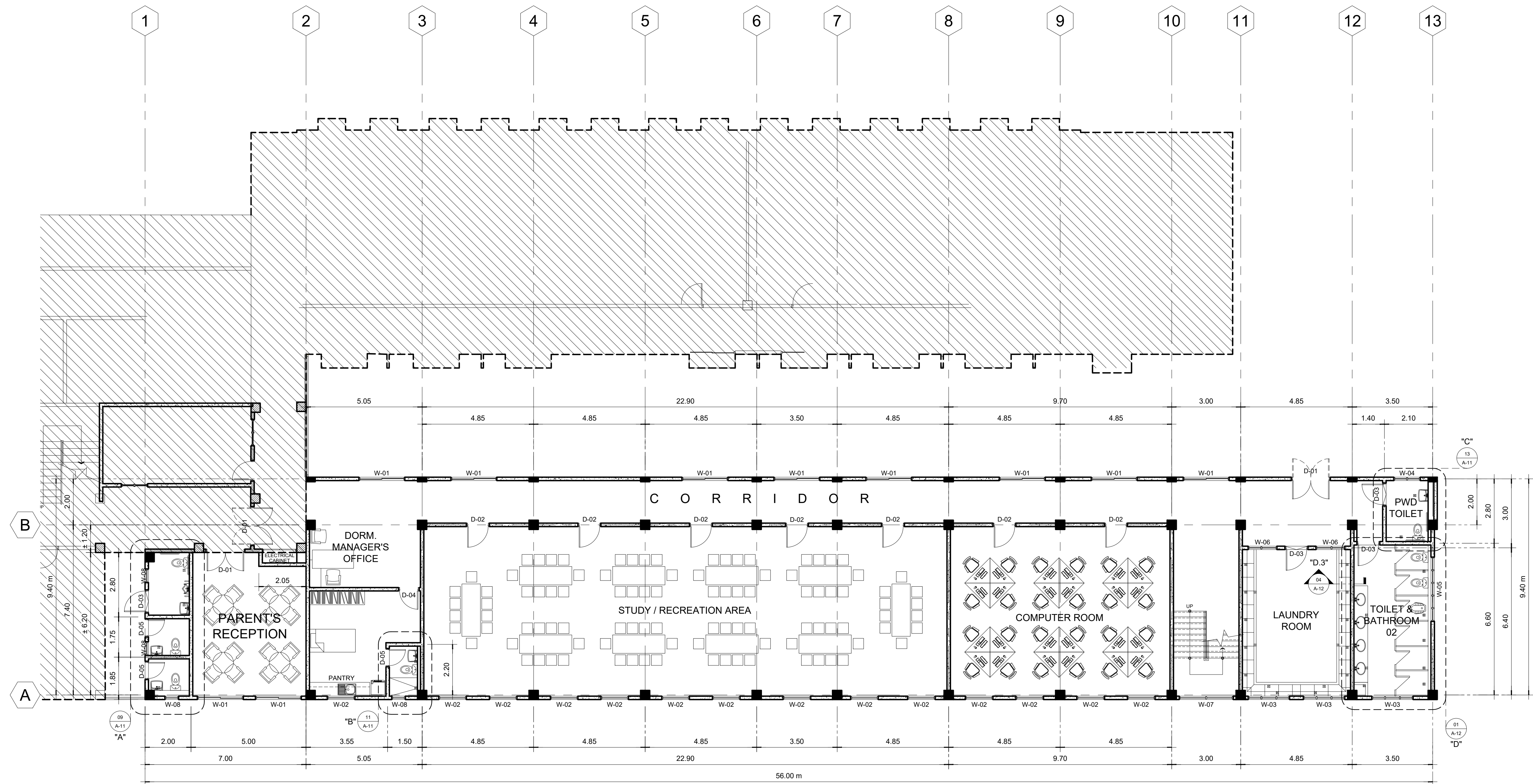
**PROJECT TITLE / LOCATION**  
**DORMITORY BUILDING III SENIOR HIGH PROGRAM**  
PSHS-SOCCSKSARGEN Campus, Brgy. Paraiso, Koronadal City

**APPROVED BY**  
**CHUCHI P. GARGANERA, PH. D.**  
OWNER  
ADDRESS: PSHS-SOCCSKSARGEN Campus, Brgy. Paraiso, Koronadal City

**PREPARED BY:**  
DESIGN STAFF  
**CHECKED BY:**  
**RANILE ESPINA CORDOVA, uap**  
SENIOR DESIGN ARCHITECT

**SHEET NO.**  
A-01  
01 39





01 **GROUND FLOOR PLAN**  
SCALE: 1:100

**M.T. Ang**  
architectural designs

PLANS • DESIGNS • ESTIMATES • CONSTRUCTION MANAGEMENT •  
DESIGNS BUILT • PLUMBING DESIGN

27 P. ACHARON BOULEVARD, BRGY. DAD. SOUTH, GEN. SANTOS CITY ☎ No: 301-1917

**MICHAEL T. ANG, fuap**  
ARCHITECT

PRC:	8270
VALIDITY:	08 MAY 2018
IAPOA:	04440 141342 071615
O.R.   DATE:	141342   16JULY15
PTR:	7193602
DATE ISS:	10 JAN 2017
PLACE ISS:	GSC
TIN:	123-875-856

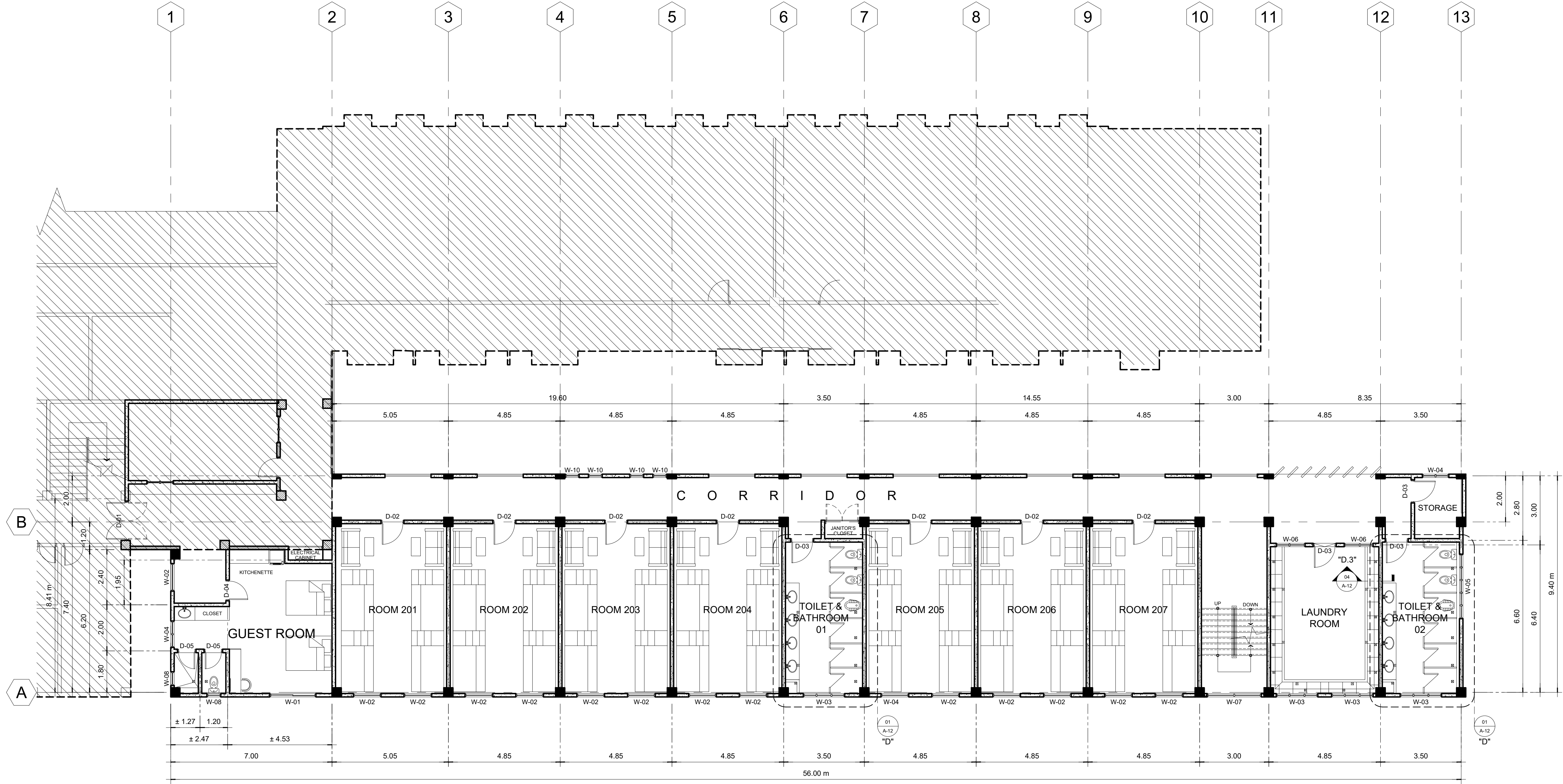
**SECTION 33 of RA 9266** | Drawing & specifications & other contract documents duly signed, stamp or sealed, as instruments of service, are the intellectual property and documents of the architect, whether the object for which they are made is executed or not it shall be unlawful for any person to duplicate or to make copies of said documents for use in the repetition of & for other projects or buildings, without the written consent of architect or author of said documents.

**PROJECT TITLE / LOCATION**  
**DORMITORY BUILDING III SENIOR HIGH PROGRAM**  
PSHS-SOCCSKSARGEN Campus, Brgy. Paraiso, Koronadal City

**APPROVED BY**  
**CHUCHI P. GARGANERA, PH. D.**  
OWNER  
**ADDRESS:** PSHS-SOCCSKSARGEN Campus, Brgy. Paraiso, Koronadal City

**PREPARED BY:**  
DESIGN STAFF  
**CHECKED BY:**  
**RANILE ESPINA CORDOVA, uap**  
SENIOR DESIGN ARCHITECT

<b>SHEET NO.</b>	
A-02	
02	39



01 **SECOND FLOOR PLAN**  
 A-03 SCALE: 1:100

**M.T. Ang**  
 architectural designs  
 PLANS • DESIGNS • ESTIMATES • CONSTRUCTION MANAGEMENT •  
 DESIGNS BUILT • PLUMBING DESIGN  
 27 P. ACHARON BOULEVARD, BRGY. DAD. SOUTH, GEN. SANTOS CITY ☎ No: 301-1917

**MICHAEL T. ANG, fuap**  
 ARCHITECT

PRC: 8270  
 VALIDITY: 08 MAY 2018  
 IAPOA: 04440 141342 071615  
 O.R. | DATE: 141342 | 16JULY15  
 PTR: 7193602  
 DATE ISS: 10 JAN 2017  
 PLACE ISS: GSC  
 TIN: 123-875-856

**SECTION 33 of RA 9266** | Drawing & specifications & other contract documents duly signed, stamp or sealed, as instruments of service, are the intellectual property and documents of the architect, whether the object for which they are made is executed or not it shall be unlawful for any person to duplicate or to make copies of said documents for use in the repetition of & for other projects or buildings, whether executed partly or in whole, without the written consent of architect or author of said documents.

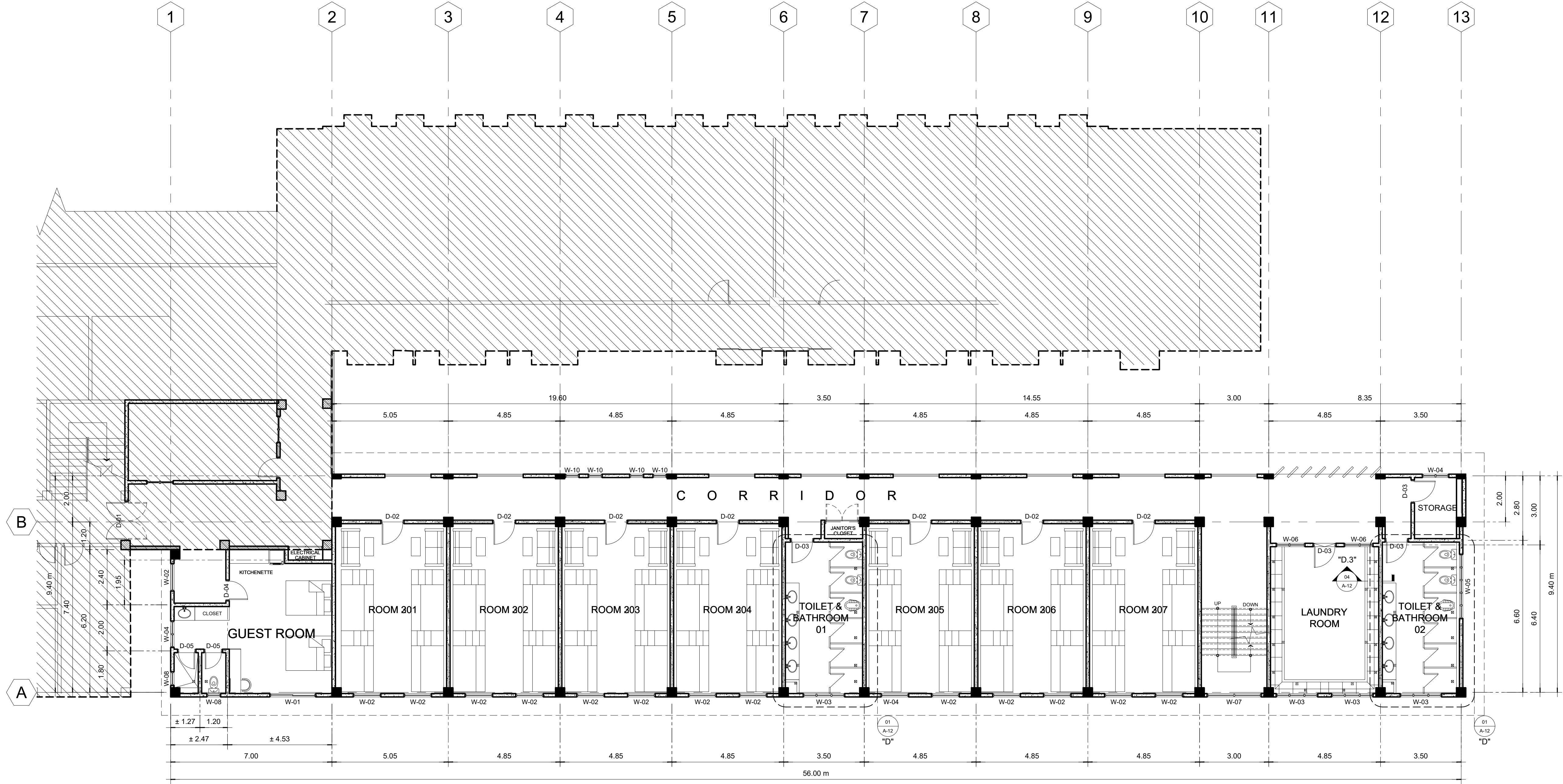
**PROJECT TITLE / LOCATION**  
**DORMITORY BUILDING III SENIOR HIGH PROGRAM**  
 PSHS-SOCCSKSARGEN Campus, Brgy. Paraiso, Koronadal City

**APPROVED BY**  
**CHUCHI P. GARGANERA, PH. D.**  
 OWNER  
**ADDRESS:** PSHS-SOCCSKSARGEN Campus, Brgy. Paraiso, Koronadal City

**PREPARED BY:**  
 DESIGN STAFF  
**CHECKED BY:**  
**RANILE ESPINA CORDOVA, uap**  
 SENIOR DESIGN ARCHITECT

**SHEET NO.**  
 A-03  
 03 39





01 **THIRD FLOOR PLAN**  
A-04 SCALE: 1:100

**M.T. Ang**  
architectural designs

PLANS • DESIGNS • ESTIMATES • CONSTRUCTION MANAGEMENT •  
DESIGNS BUILT • PLUMBING DESIGN

27 P. ACHARON BOULEVARD, BRGY. DAD. SOUTH, GEN. SANTOS CITY ☎ No: 301-1917

MICHAEL T. ANG, fuap  
ARCHITECT

PRC: 8270  
VALIDITY: 08 MAY 2018  
IAPOA: 04440 141342 071615  
O.R. | DATE: 141342 | 16JULY15  
PTR: 7193602  
DATE ISS: 10 JAN 2017  
PLACE ISS: GSC  
TIN: 123-875-856

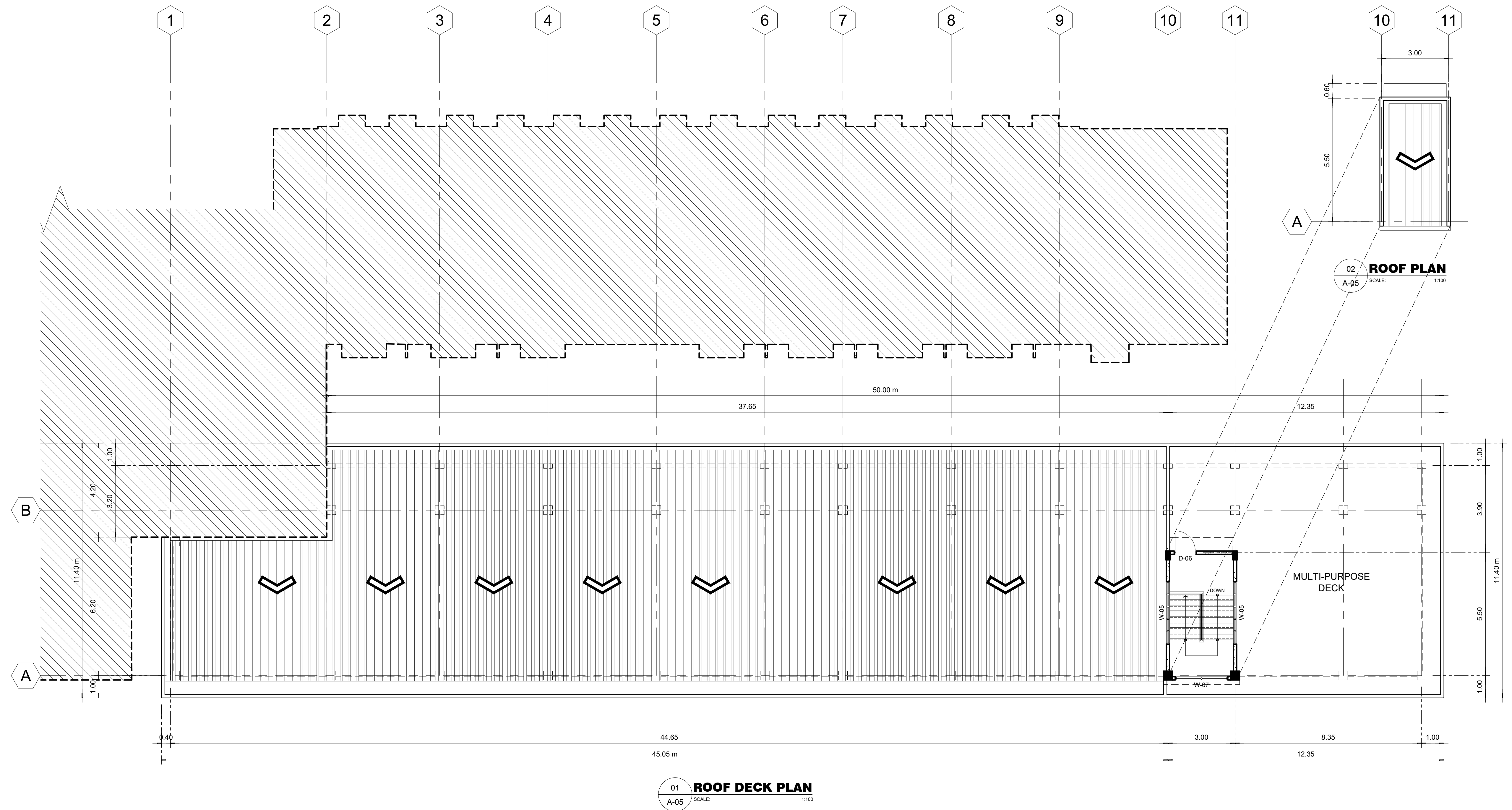
SECTION 33 of RA 9266 | Drawing & specifications & other contract documents duly signed, stamp or sealed, as instruments of service, are the intellectual property and documents of the architect, whether the object for which they are made is executed or not it shall be unlawful for any person to duplicate or to make copies of said documents for use in the repetition of & for other projects or buildings, whether executed partly or in whole, without the written consent of architect or author of said documents.

PROJECT TITLE / LOCATION  
**DORMITORY BUILDING III SENIOR HIGH PROGRAM**  
PSHS-SOCCSKSARGEN Campus, Brgy. Paraiso, Koronadal City

APPROVED BY  
**CHUCHI P. GARGANERA, PH. D.**  
OWNER  
ADDRESS: PSHS-SOCCSKSARGEN Campus, Brgy. Paraiso, Koronadal City

PREPARED BY:  
DESIGN STAFF  
CHECKED BY:  
**RANILE ESPINA CORDOVA, uap**  
SENIOR DESIGN ARCHITECT

SHEET NO.  
A-04  
04 39



**M.T. Ang**  
architectural designs

PLANS • DESIGNS • ESTIMATES • CONSTRUCTION MANAGEMENT •  
DESIGNS BUILT • PLUMBING DESIGN

27 P. ACHARON BOULEVARD, BRGY. DAD. SOUTH, GEN. SANTOS CITY ☎ No: 301-1917

**MICHAEL T. ANG, fuap**  
ARCHITECT

PRC:	8270
VALIDITY:	08 MAY 2018
IAPOA:	04440 141342 071615
O.R.   DATE:	141342   16JULY15
PTR:	7193602
DATE ISS:	10 JAN 2017
PLACE ISS:	GSC
TIN:	123-875-856

**SECTION 33 of RA 9266** | Drawing & specifications & other contract documents duly signed, stamp or sealed, as instruments of service, are the intellectual property and documents of the architect, whether the object for which they are made is executed or not it shall be unlawful for any person to duplicate or to make copies of said documents for use in the repetition of & for other projects or buildings, whether executed partly or in whole, without the written consent of architect or author of said documents.

PROJECT TITLE / LOCATION	<b>DORMITORY BUILDING III SENIOR HIGH PROGRAM</b> PSHS-SOCCSKSARGEN Campus, Brgy. Paraiso, Koronadal City
APPROVED BY	<b>CHUCHI P. GARGANERA, PH. D.</b> OWNER
PREPARED BY:	DESIGN STAFF
CHECKED BY:	<b>RANILE ESPINA CORDOVA, uap</b> SENIOR DESIGN ARCHITECT

**05 39**

ADDRESS: PSHS-SOCCSKSARGEN Campus, Brgy. Paraiso, Koronadal City

FILE NAME: MTA17-018-PhilSci\_DORM3.dwg | August 10, 2017



01 **REAR ELEVATION**  
A-06 SCALE: 1:100



02 **FRONT ELEVATION**  
A-06 SCALE: 1:100

**M.T. Ang**  
architectural designs

PLANS • DESIGNS • ESTIMATES • CONSTRUCTION MANAGEMENT •  
DESIGNS BUILT • PLUMBING DESIGN

27 P. ACHARON BOULEVARD, BRGY. DAD. SOUTH, GEN. SANTOS CITY ☎ No: 301-1917

**MICHAEL T. ANG, fuap**  
ARCHITECT

PRC: 8270  
VALIDITY: 08 MAY 2018  
IAPOA: 04440 141342 071615  
O.R. | DATE: 141342 | 16JULY15  
PTR: 7193602  
DATE ISS: 10 JAN 2017  
PLACE ISS: GSC  
TIN: 123-875-856

**SECTION 33 of RA 9266** | Drawing & specifications & other contract documents duly signed, stamp or sealed, as instruments of service, are the intellectual property and documents of the architect, whether the object for which they are made is executed or not it shall be unlawful for any person to duplicate or to make copies of said documents for use in the repetition of & for other projects or buildings, whether executed partly or in whole, without the written consent of architect or author of said documents.

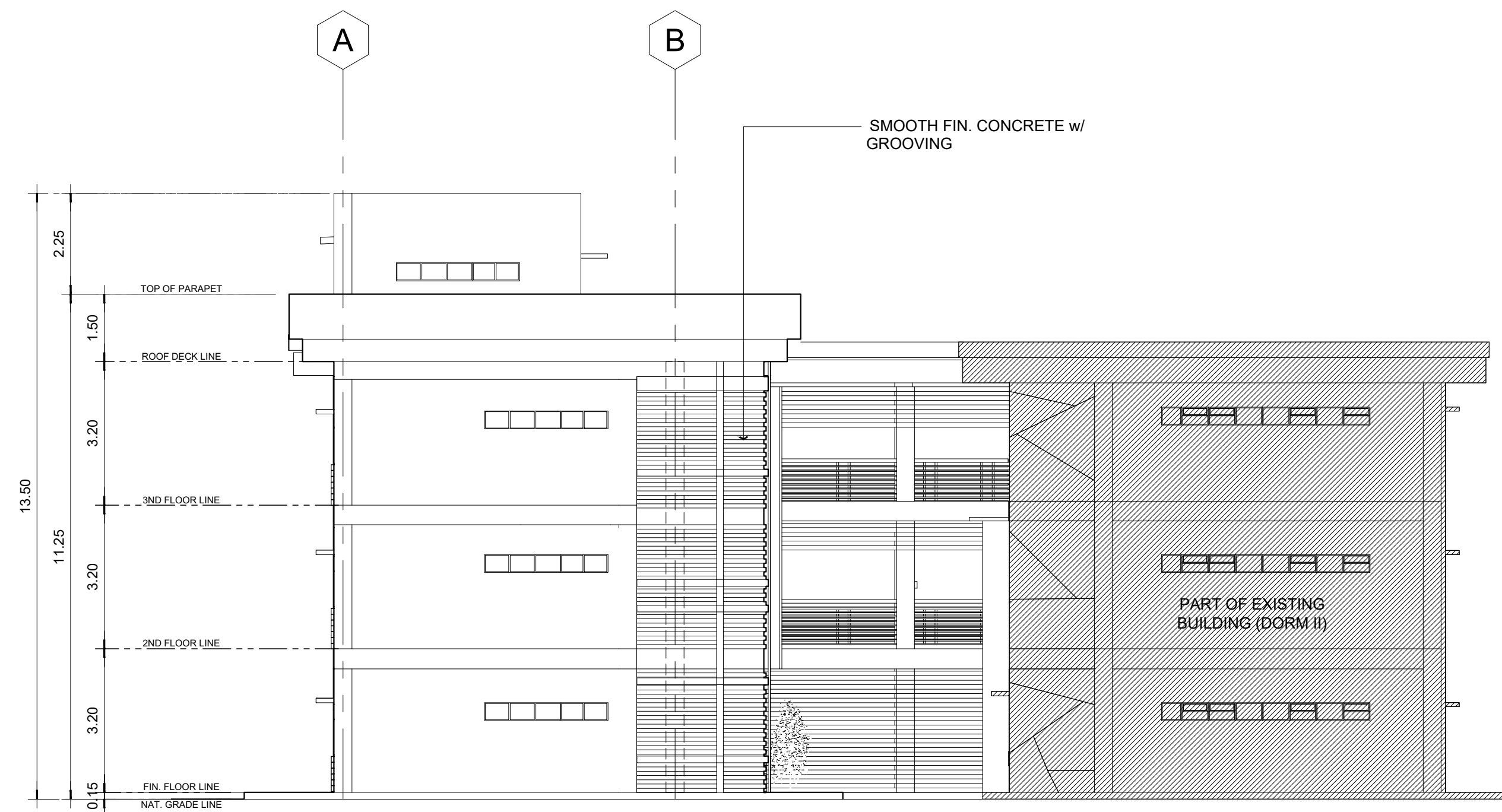
**PROJECT TITLE / LOCATION**  
**DORMITORY BUILDING III SENIOR HIGH PROGRAM**  
PSHS-SOCCSKSARGEN Campus, Brgy. Paraiso, Koronadal City

**APPROVED BY**  
**CHUCHI P. GARGANERA, PH. D.**  
OWNER  
**ADDRESS:** PSHS-SOCCSKSARGEN Campus, Brgy. Paraiso, Koronadal City

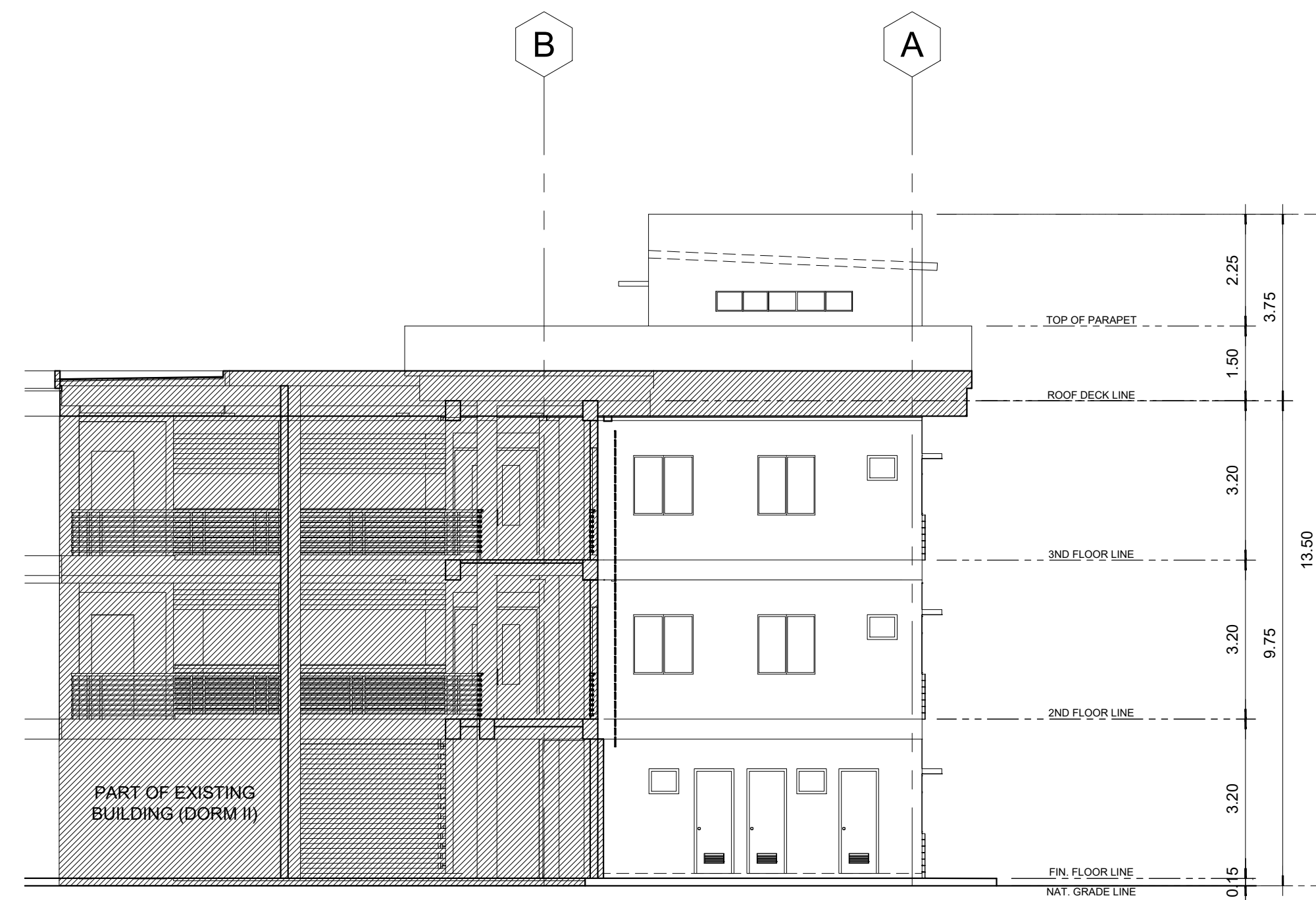
**PREPARED BY:**  
DESIGN STAFF  
**CHECKED BY:**  
**RANILE ESPINA CORDOVA, uap**  
SENIOR DESIGN ARCHITECT

**SHEET NO.**  
A-06  
06 39

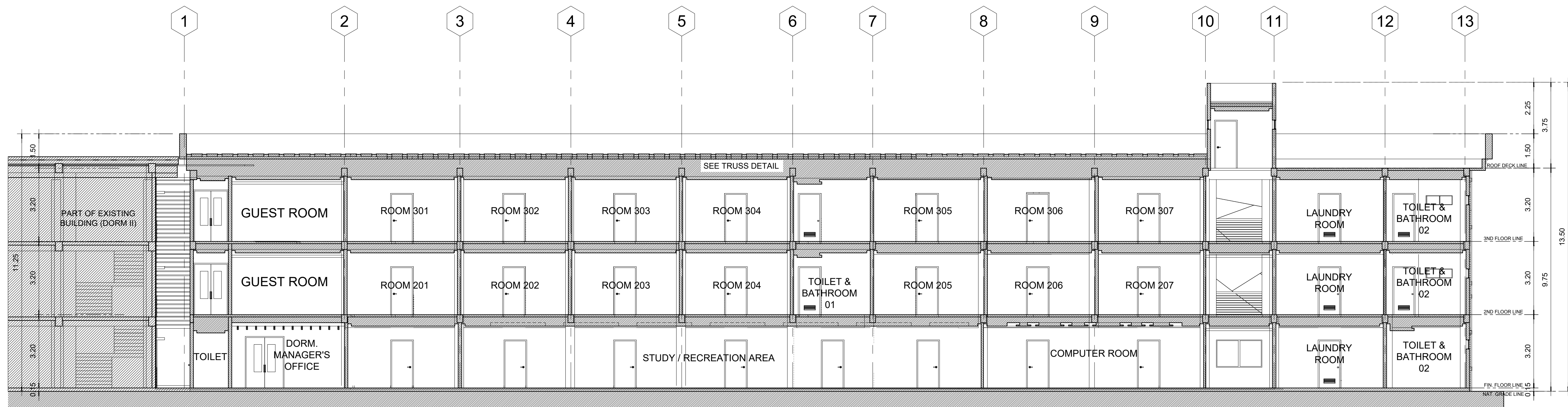




01 LEFT SIDE ELEVATION  
A-07 SCALE: 1:100



02 RIGHT SIDE ELEVATION  
A-07 SCALE: 1:100



03 LONGITUDINAL SECTION  
A-07 SCALE: 1:100

**M.T. Ang**  
architectural designs  
PLANS • DESIGNS • ESTIMATES • CONSTRUCTION MANAGEMENT •  
DESIGNS BUILT • PLUMBING DESIGN  
27 P. ACHARON BOULEVARD, BRGY. DAD. SOUTH, GEN. SANTOS CITY ☎ No: 301-1917

MICHAEL T. ANG, fuap  
ARCHITECT

PRC:	8270
VALIDITY:	08 MAY 2018
IAPOA:	04440 141342 071615
O.R.   DATE:	141342   16JULY15
PTR:	7193602
DATE ISS:	10 JAN 2017
PLACE ISS:	GSC
TIN:	123-875-856

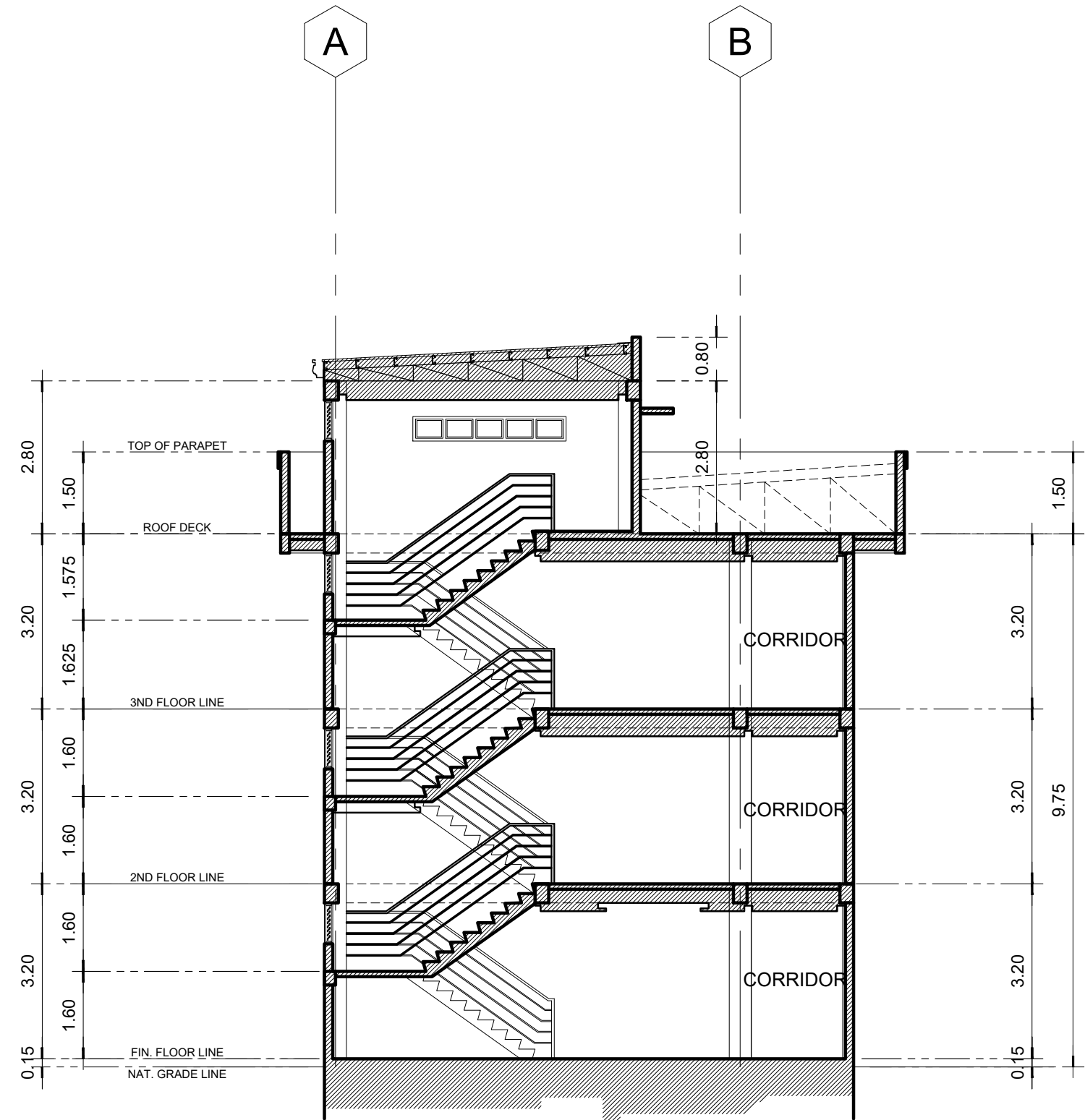
SECTION 33 of RA 9266 | Drawing & specifications & other contract documents duly signed, stamp or sealed, as instruments of service, are the intellectual property and documents of the architect, whether the object for which they are made is executed or not it shall be unlawful for any person to duplicate or to make copies of said documents for use in the repetition of & for other projects or buildings, whether executed partly or in whole, without the written consent of architect or author of said documents.

PROJECT TITLE / LOCATION  
**DORMITORY BUILDING III SENIOR HIGH PROGRAM**  
PSHS-SOCCSKSARGEN Campus, Brgy. Paraiso, Koronadal City

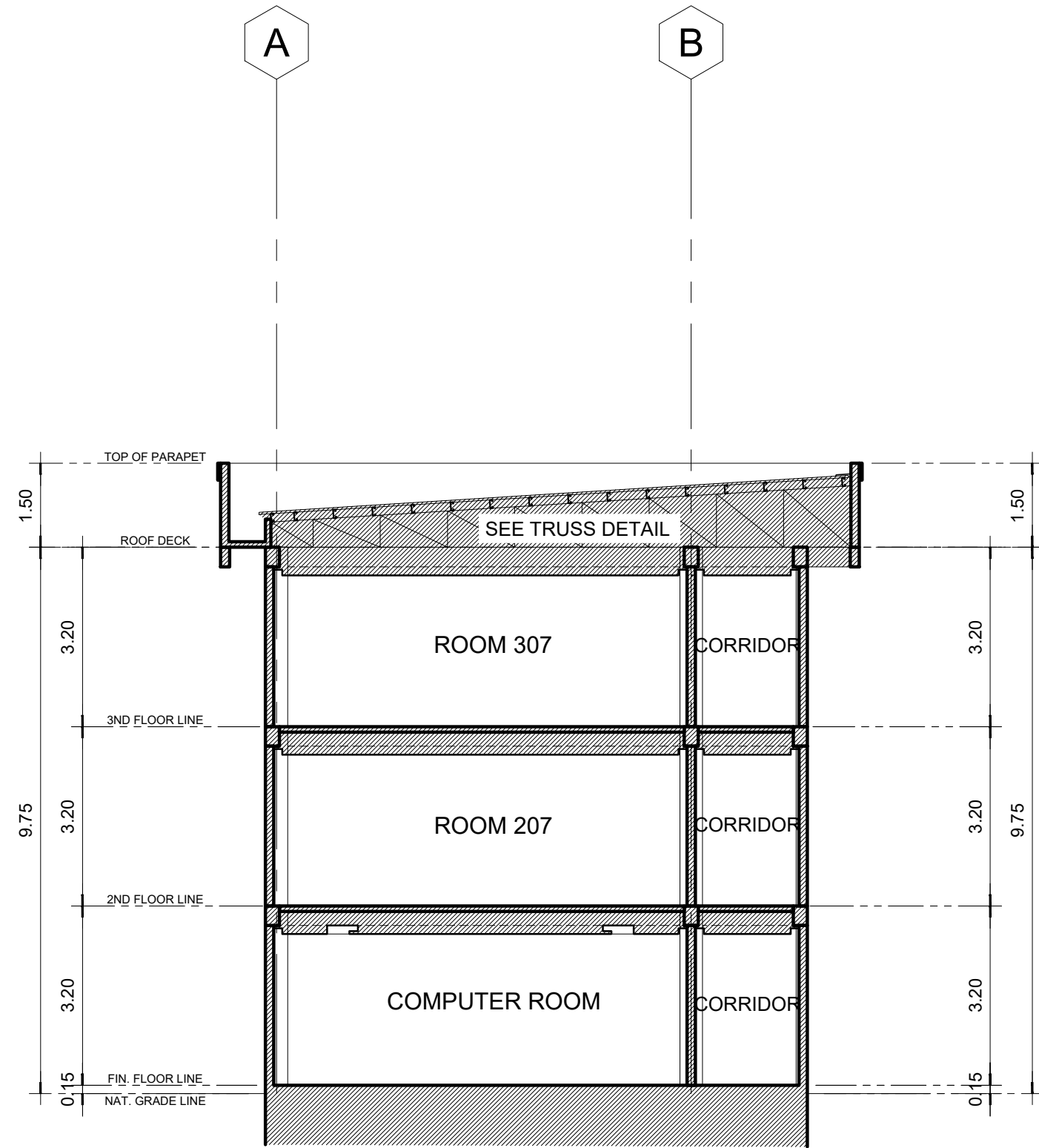
APPROVED BY  
**CHUCHI P. GARGANERA, PH. D.**  
OWNER  
ADDRESS: PSHS-SOCCSKSARGEN Campus, Brgy. Paraiso, Koronadal City

PREPARED BY:  
DESIGN STAFF  
CHECKED BY:  
**RANILE ESPINA CORDOVA, uap**  
SENIOR DESIGN ARCHITECT

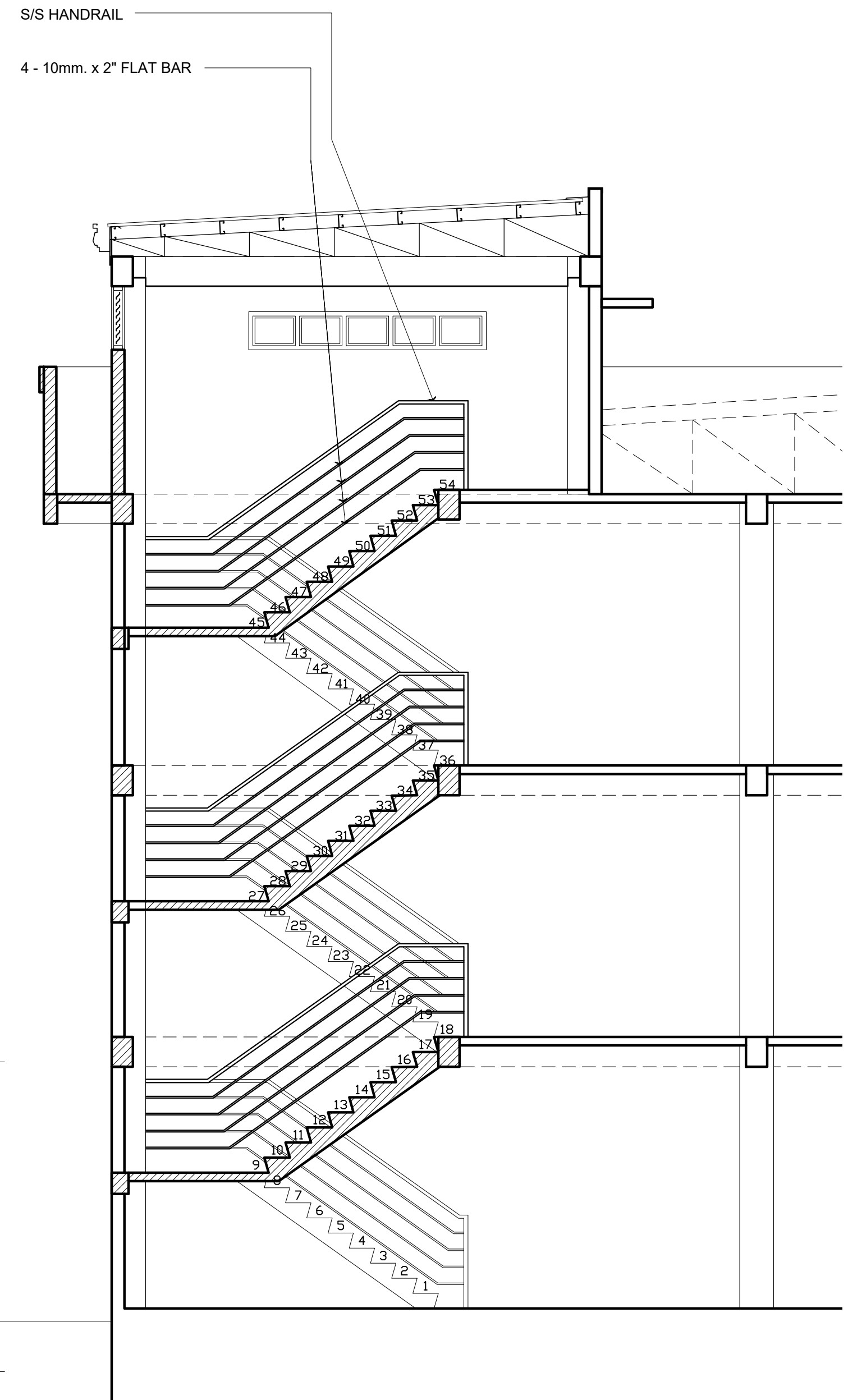
SHEET NO.  
A-07  
07 39



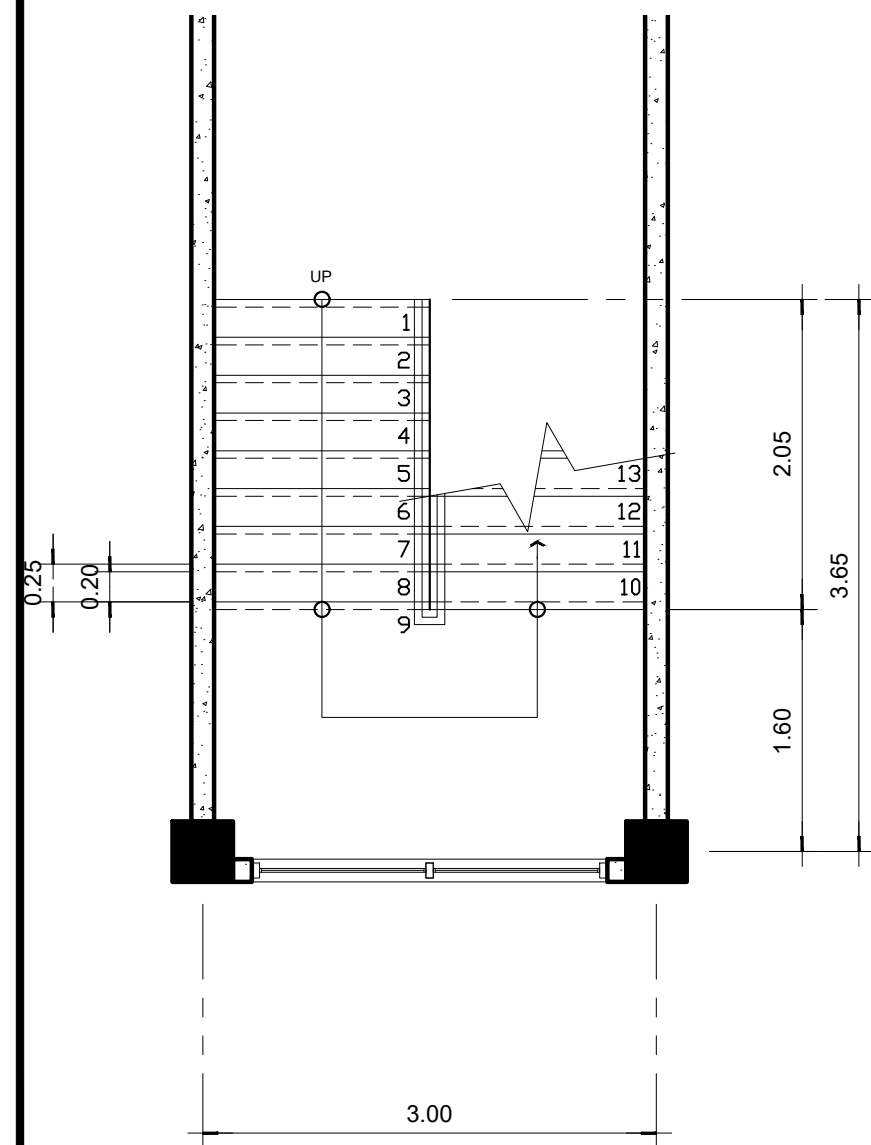
01 SECTION THRU "A"  
A-08 SCALE: 1:100



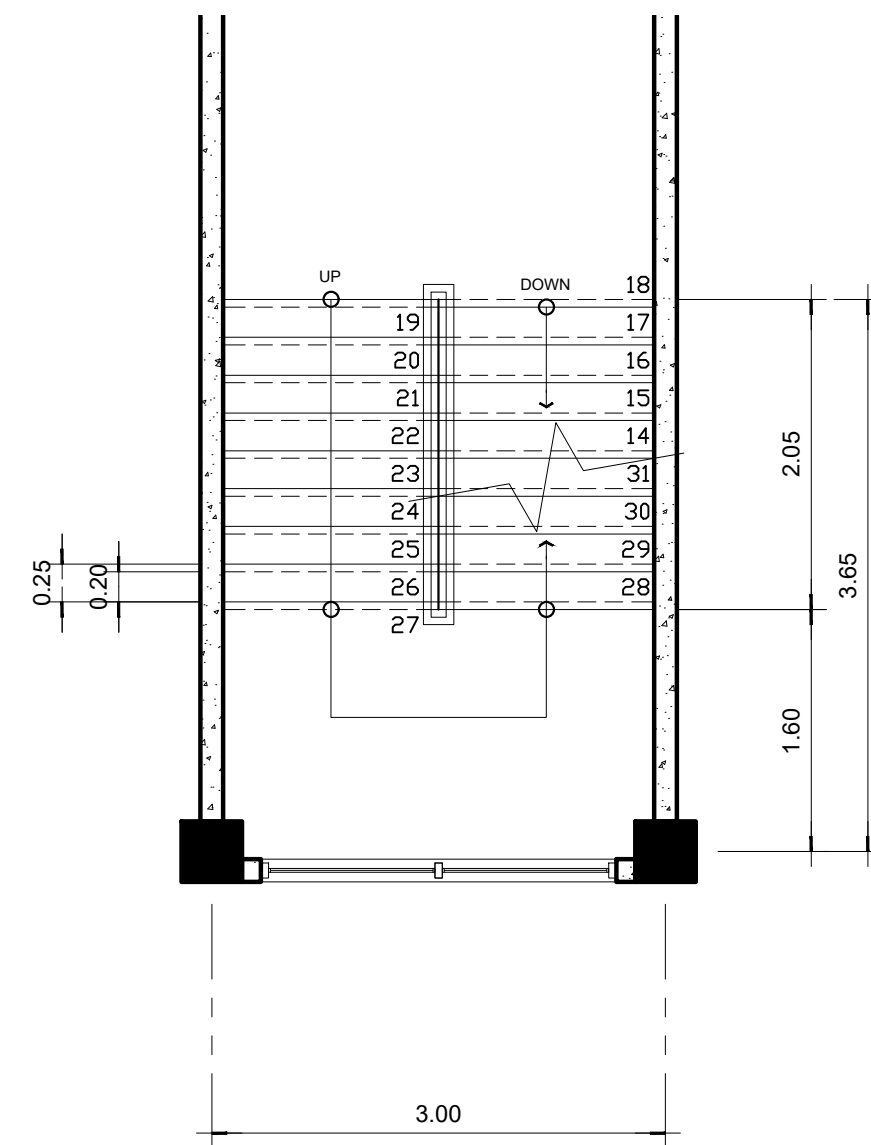
02 SECTION THRU "B"  
A-08 SCALE: 1:100



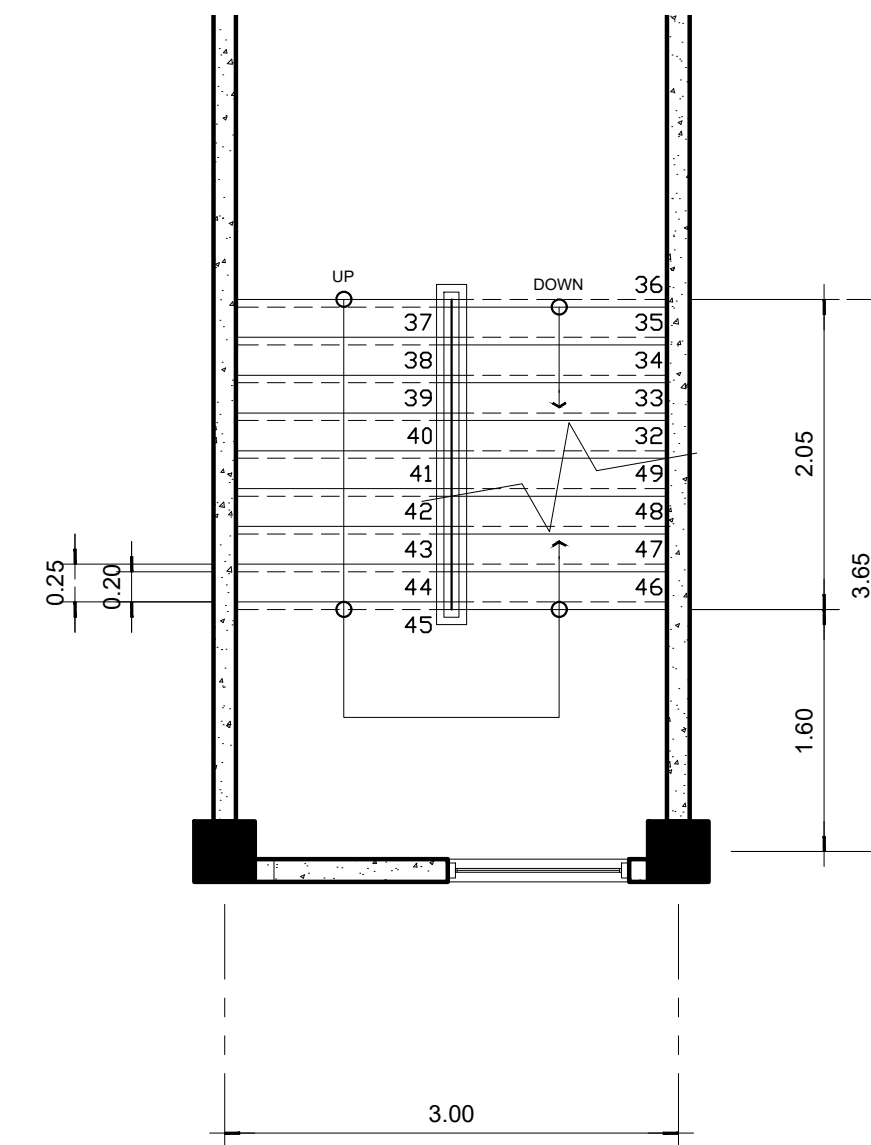
07 STAIR SECTION  
A-08 SCALE: 1:50



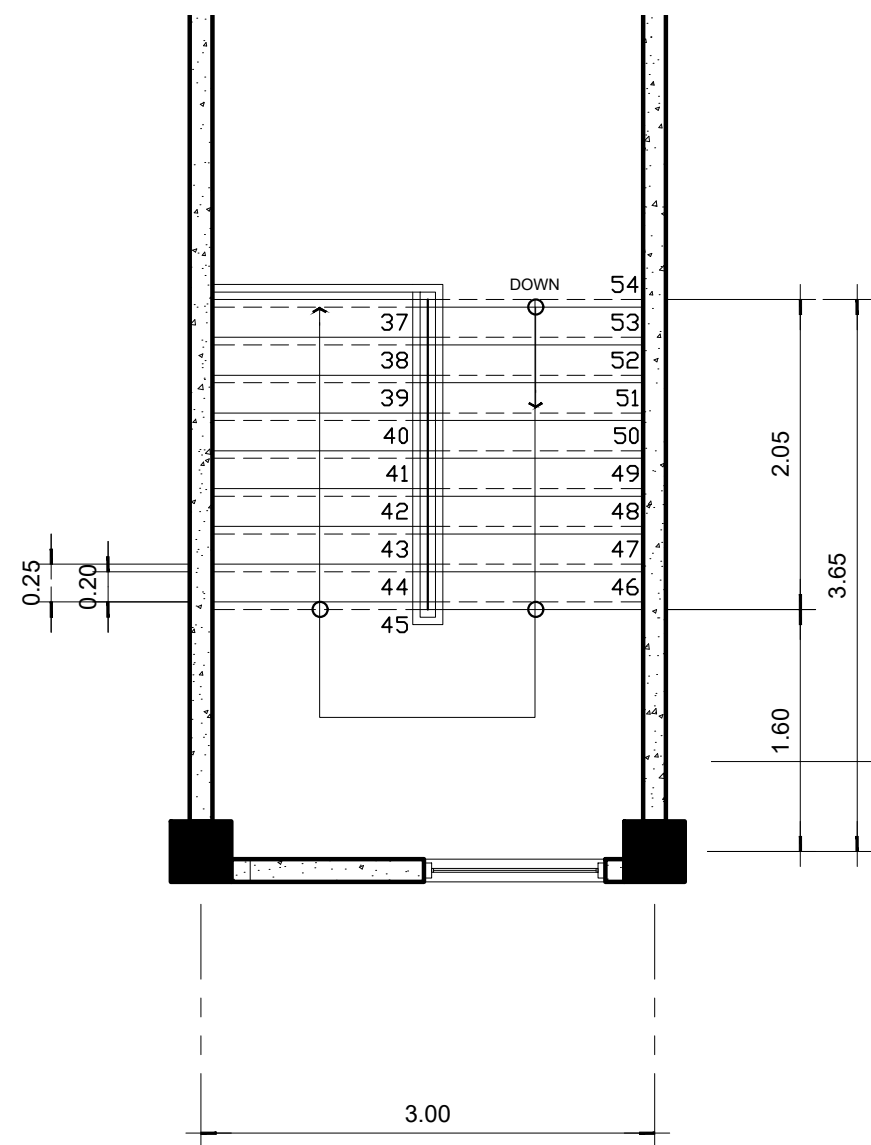
03 STAIR PLAN @ G.F.  
A-08 SCALE: 1:50



04 STAIR PLAN @ 2ND F.  
A-08 SCALE: 1:50



05 STAIR PLAN @ 3RD F.  
A-08 SCALE: 1:50



06 STAIR PLAN @ ROOF DECK  
A-08 SCALE: 1:50



PLANS • DESIGNS • ESTIMATES • CONSTRUCTION MANAGEMENT •  
DESIGNS BUILT • PLUMBING DESIGN

MICHAEL T. ANG, fuap  
ARCHITECT

PRC: 8270  
VALIDITY: 08 MAY 2018  
IAPOA: 04440 141342 071615  
O.R. | DATE: 141342 | 16JULY15  
PTR: 7193602  
DATE ISS: 10 JAN 2017  
PLACE ISS: GSC  
TIN: 123-875-856

SECTION 33 of RA 9266 | Drawing & specifications & other contract documents duly signed, stamp or sealed, as instruments of service, are the intellectual property and documents of the architect, whether the object for which they are made is executed or not it shall be unlawful for any person to duplicate or to make copies of said documents for use in the repetition of & for other projects or buildings, whether executed party or in whole, without the written consent of architect or author of said documents.

PROJECT TITLE / LOCATION  
**DORMITORY BUILDING III SENIOR HIGH PROGRAM**  
PSHS-SOCCSKSARGEN Campus, Brgy. Paraiso, Koronadal City

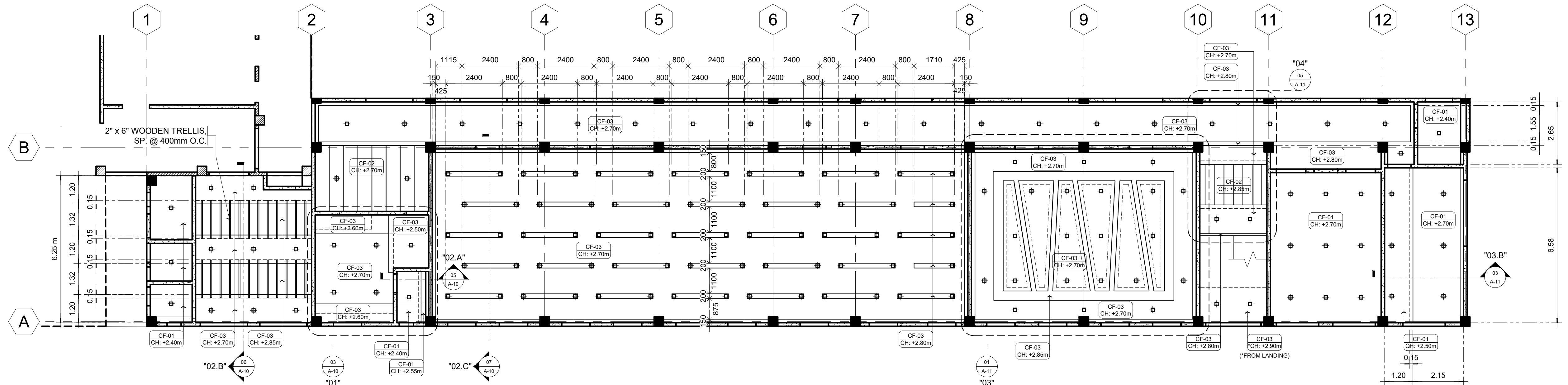
APPROVED BY  
**CHUCHI P. GARGANERA, PH. D.**  
OWNER  
ADDRESS: PSHS-SOCCSKSARGEN Campus, Brgy. Paraiso, Koronadal City

PREPARED BY:  
DESIGN STAFF  
CHECKED BY:  
**RANILE ESPINA CORDOVA, uap**  
SENIOR DESIGN ARCHITECT

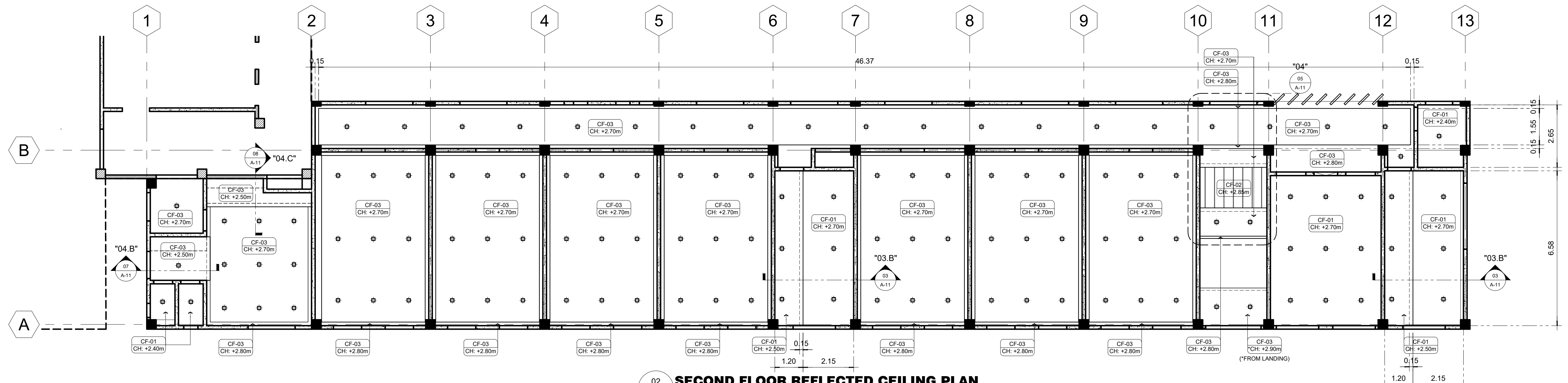
SHEET NO.  
A-08  
08 39



LEGEND:			
CF-01 CH: X.XXm	6mm FICEM BOARD ON METAL FRAMES	CF-04 CH: X.XXm	PVC SOFFIT ON METAL FRAMES
CF-02 CH: X.XXm	12mm GYPSUM BOARD ON METAL FRAMES WITH 1/2" GROOVING SP. @ 600mm	CF-05 CH: X.XXm	SLAB / CANOPY SOFFIT
CF-03 CH: X.XXm	12mm GYPSUM BOARD ON METAL FRAMES		



01 **GROUND FLOOR REFLECTED CEILING PLAN**  
SCALE: 1:100



02 **SECOND FLOOR REFLECTED CEILING PLAN**  
SCALE: 1:100



PLANS • DESIGNS • ESTIMATES • CONSTRUCTION MANAGEMENT •  
DESIGNS BUILT • PLUMBING DESIGN

MICHAEL T. ANG, fuap  
ARCHITECT

PRC: 8270  
VALIDITY: 08 MAY 2018  
IAPOA: 04440 141342 071615  
O.R. | DATE: 141342 | 16JULY15  
PTR: 7193602  
DATE ISS: 10 JAN 2017  
PLACE ISS: GSC  
TIN: 123-875-856

SECTION 33 of RA 9266 | Drawing & specifications & other contract documents duly signed, stamp or sealed, as instruments of service, are the intellectual property and documents of the architect, whether the object for which they are made is executed or not it shall be unlawful for any person to duplicate or to make copies of said documents for use in the repetition of & for other projects or buildings, whether executed party or in whole, without the written consent of architect or author of said documents.

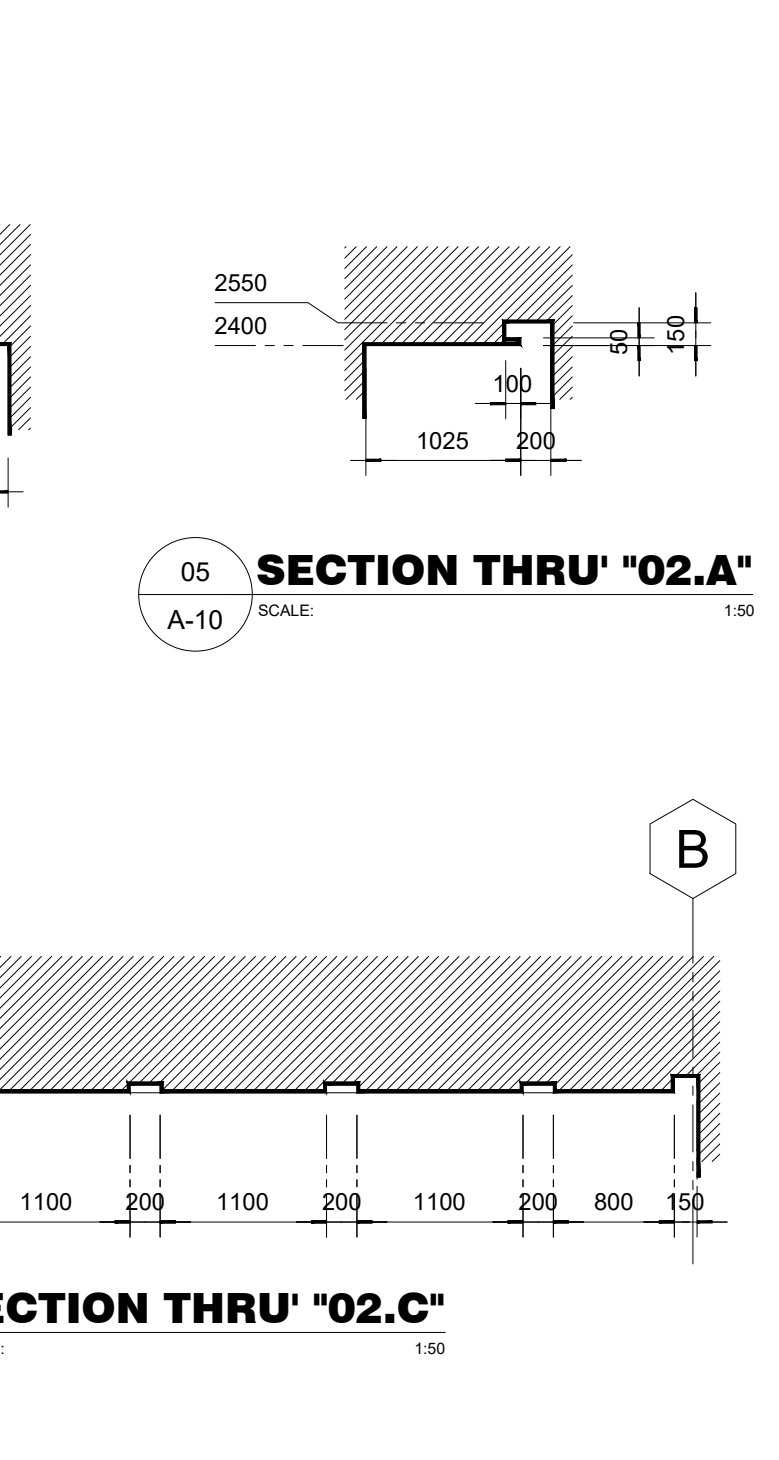
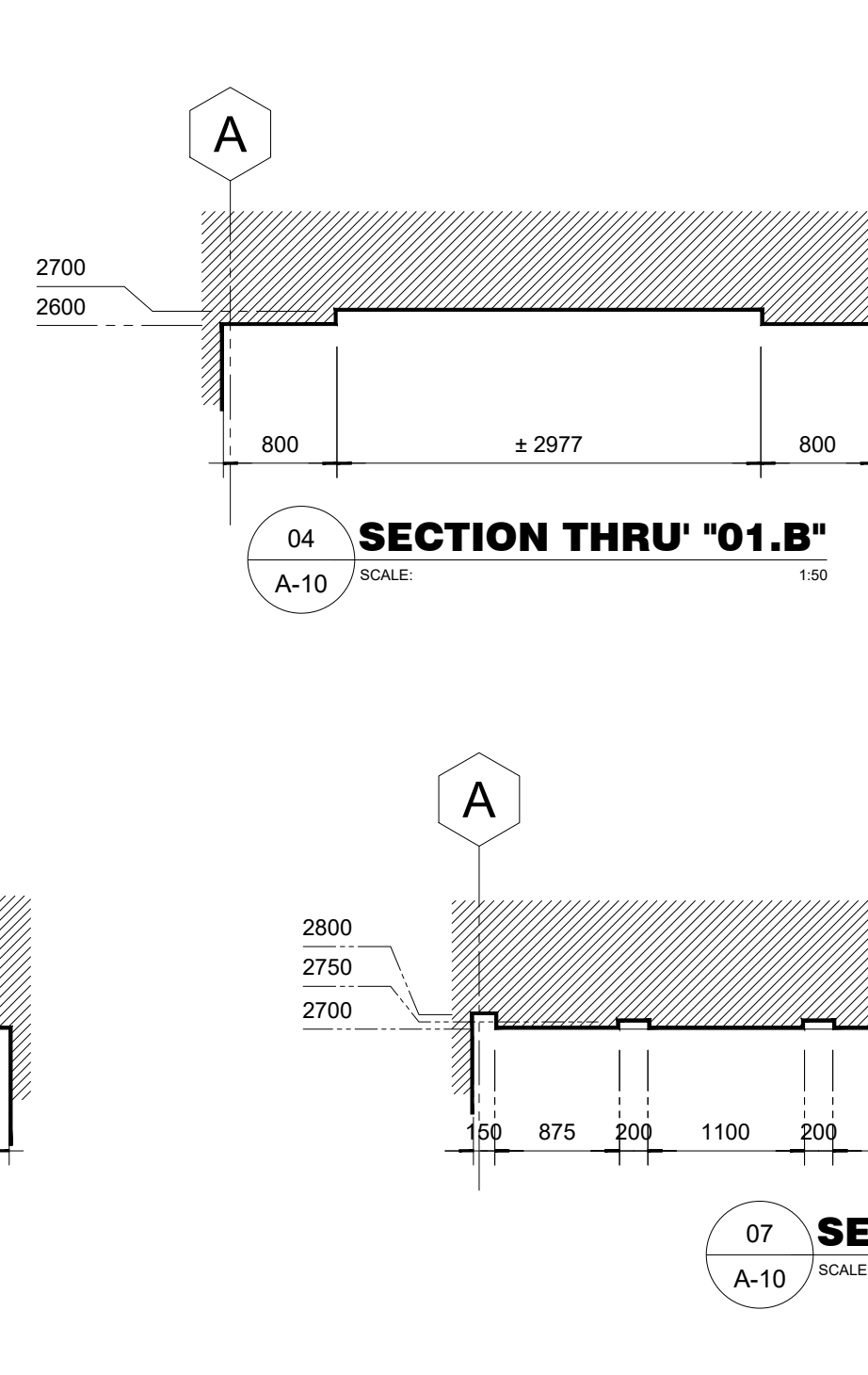
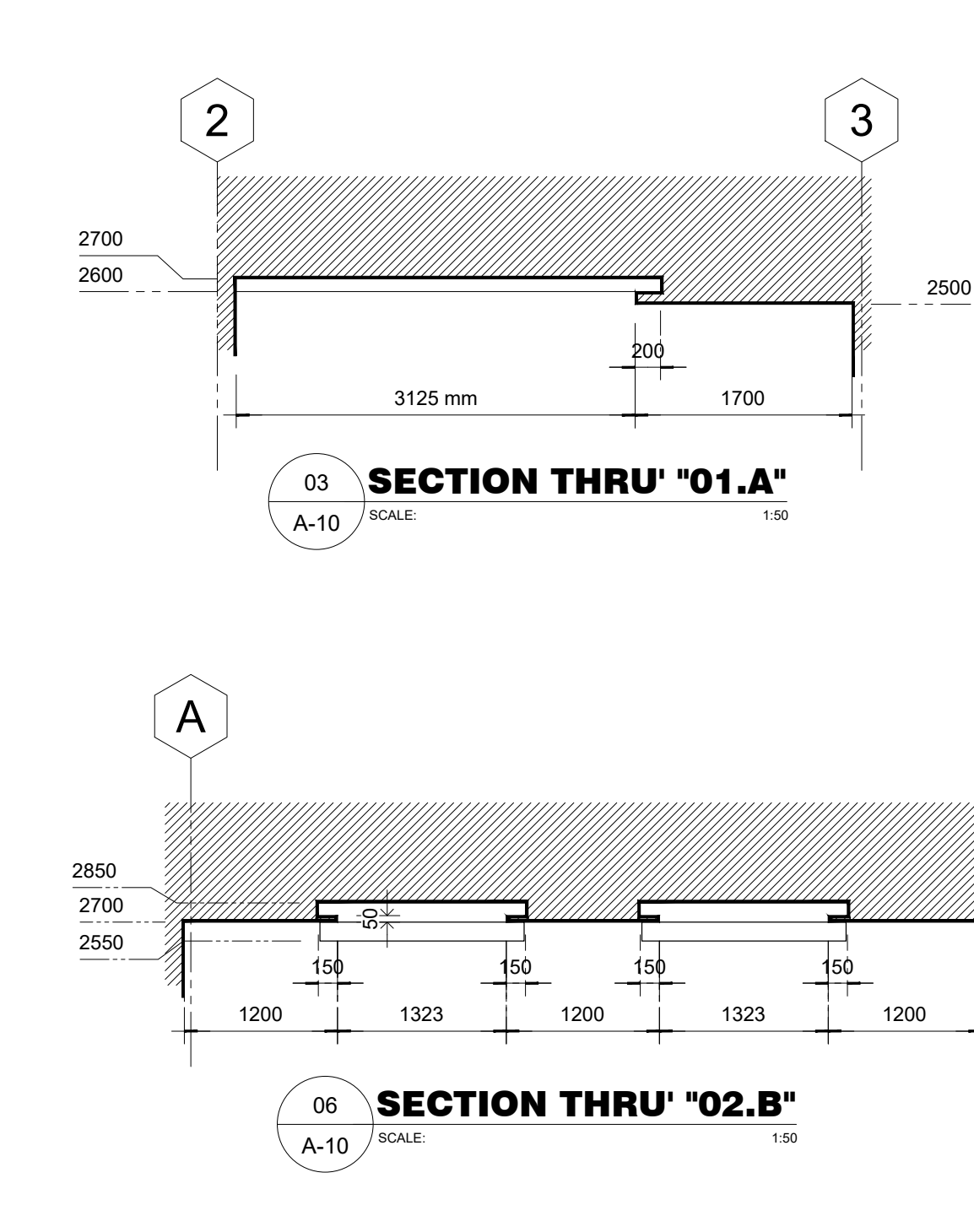
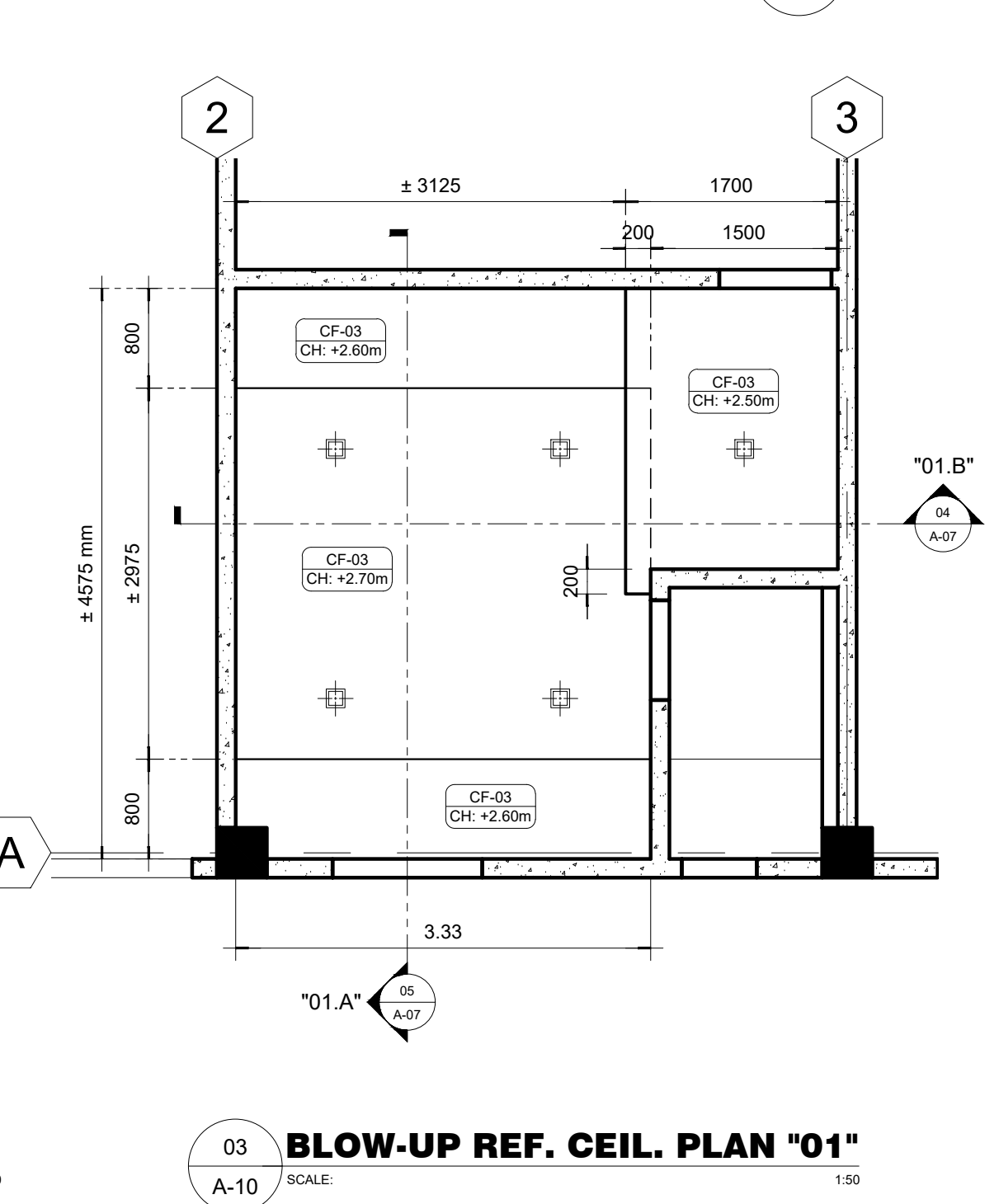
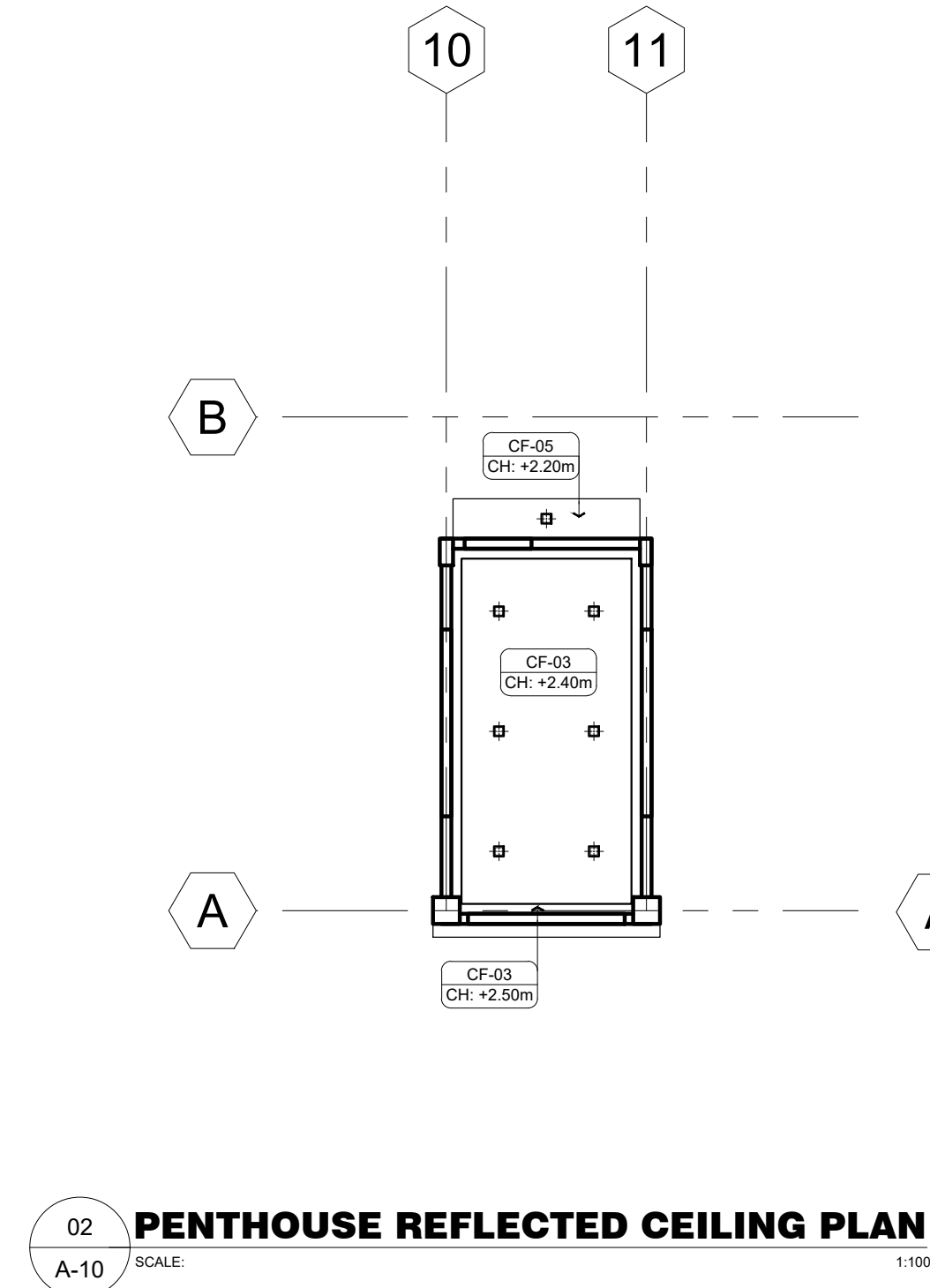
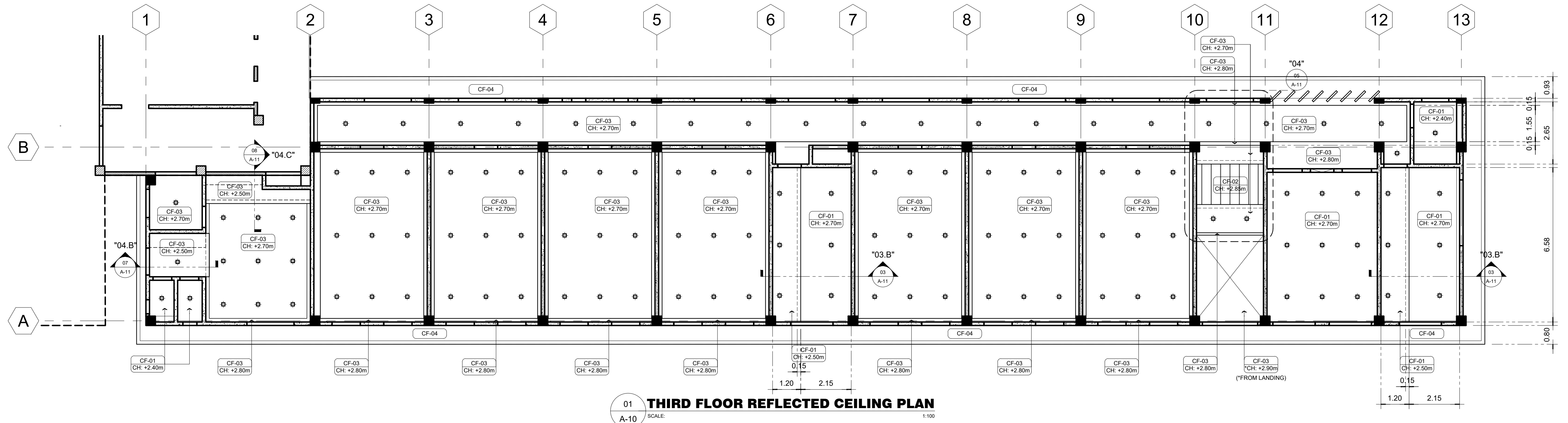
PROJECT TITLE / LOCATION  
**DORMITORY BUILDING III SENIOR HIGH PROGRAM**  
PSHS-SOCCSKSARGEN Campus, Brgy. Paraiso, Koronadal City

APPROVED BY  
**CHUCHI P. GARGANERA, PH. D.**  
OWNER  
ADDRESS: PSHS-SOCCSKSARGEN Campus, Brgy. Paraiso, Koronadal City

PREPARED BY:  
DESIGN STAFF  
CHECKED BY:  
**RANILE ESPINO CORDOVA, uap**  
SENIOR DESIGN ARCHITECT

SHEET NO.  
A-09  
09 39

LEGEND:			
CF-01 CH: X.XXm	6mm FICEM BOARD ON METAL FRAMES	CF-04 CH: X.XXm	PVC SOFFIT ON METAL FRAMES
CF-02 CH: X.XXm	12mm GYPSUM BOARD ON METAL FRAMES WITH 1/2" GROOVING SP. @ 600mm	CF-05 CH: X.XXm	SLAB / CANOPY SOFFIT
CF-03 CH: X.XXm	12mm GYPSUM BOARD ON METAL FRAMES		



**M.T. Ang**  
architectural designs  
PLANS • DESIGNS • ESTIMATES • CONSTRUCTION MANAGEMENT •  
DESIGNS BUILT • PLUMBING DESIGN  
27 P. ACHARON BOULEVARD, BRGY. DAD. SOUTH, GEN. SANTOS CITY ☎ No: 301-1917

**MICHAEL T. ANG, fuap**  
ARCHITECT

PRC:	8270	SECTION 33 of RA 9266   Drawing & specifications & other contract documents duly signed, stamped or sealed, as instruments of service, are the intellectual property and documents of the architect, whether the object for which they are made is executed or not it shall be unlawful for any person to duplicate or to make copies of said documents for use in the repetition of & for other projects or buildings, whether executed party or in whole, without the written consent of architect or author of said documents.
VALIDITY	08 MAY 2018	
IAPOA:	04440 141342 071615	
O.R.   DATE	141342   16JULY15	
PTR	7193602	
DATE ISS.	10 JAN 2017	
PLACE ISS.	GSC	
TIN	123-875-856	

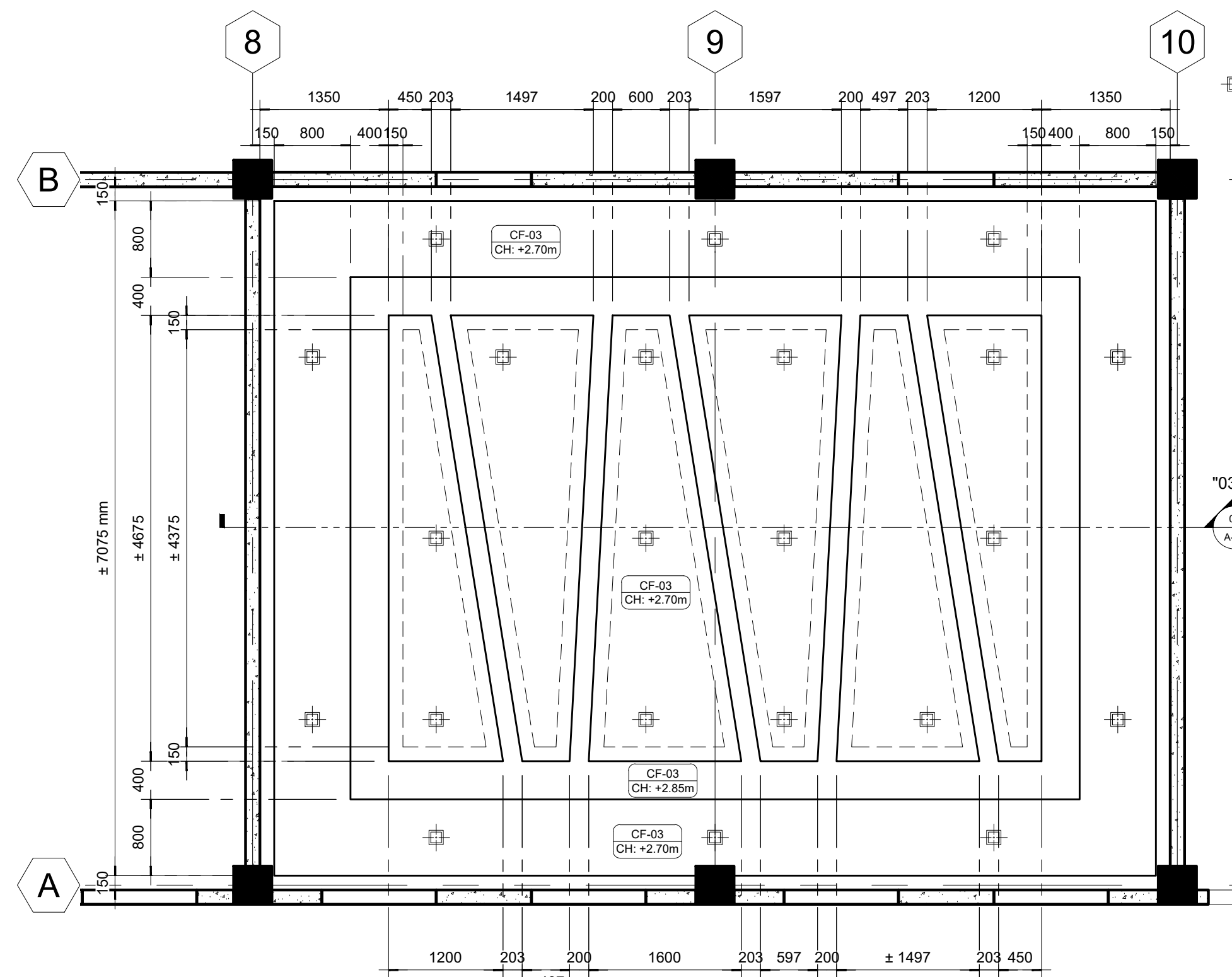
PROJECT TITLE / LOCATION	DORMITORY BUILDING III SENIOR HIGH PROGRAM PSHS-SOCCSKSARGEN Campus, Brgy. Paraiso, Koronadal City
--------------------------	---

APPROVED BY	CHUCHI P. GARGANERA, PH. D. OWNER
ADDRESS:	PSHS-SOCCSKSARGEN Campus, Brgy. Paraiso, Koronadal City

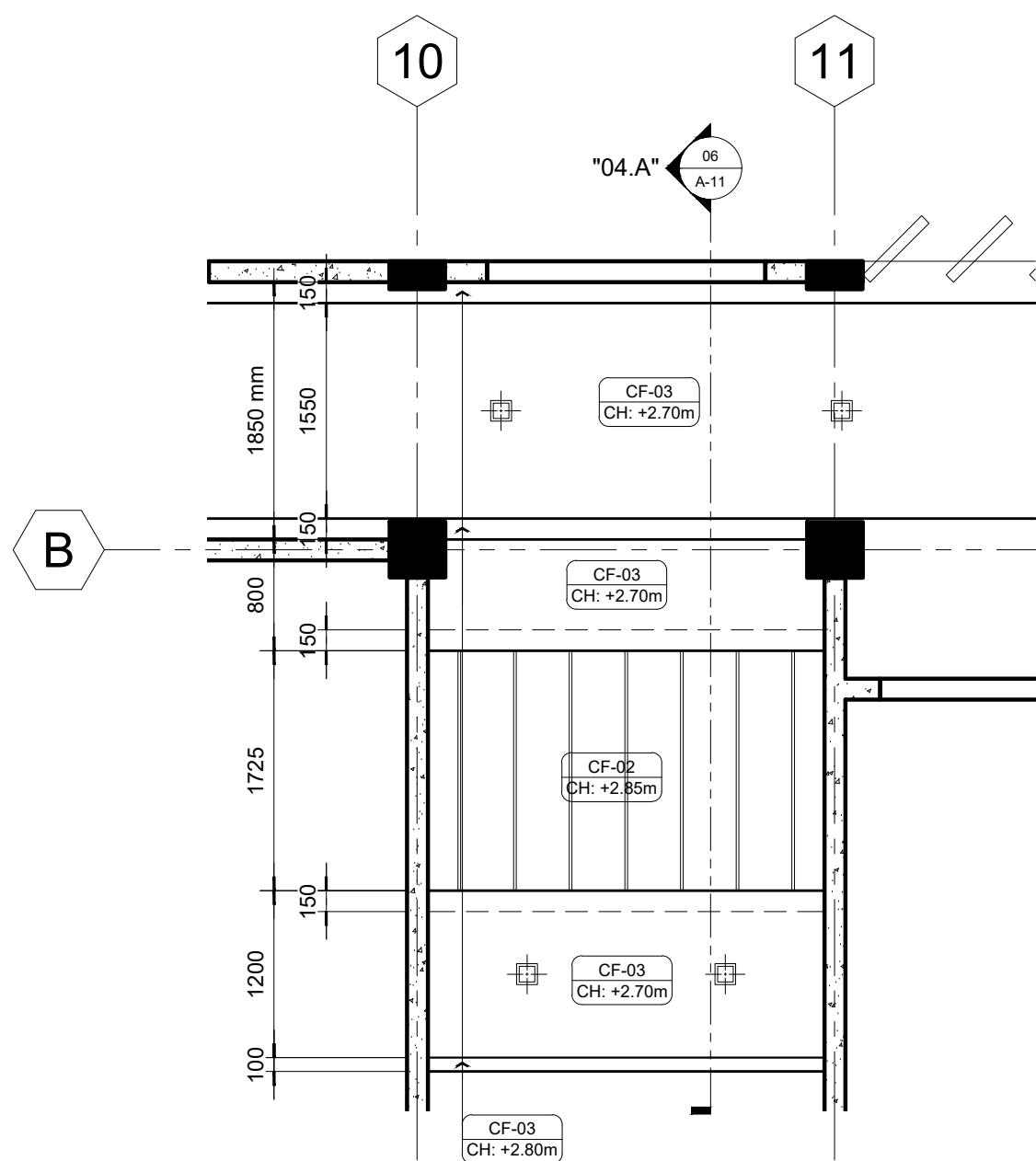
PREPARED BY:	DESIGN STAFF
CHECKED BY:	RANILE ESPINA CORDOVA, uap SENIOR DESIGN ARCHITECT

SHEET NO.	A-10
	10 39

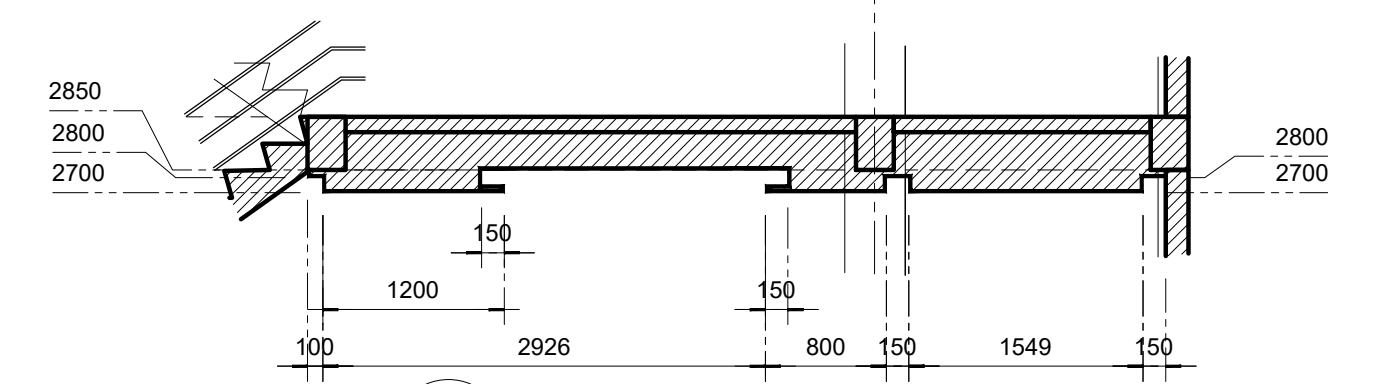




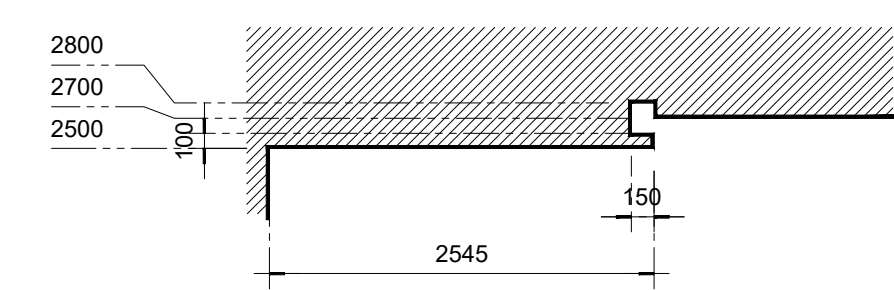
01 BLOW-UP REF. CEIL. PLAN "03"  
A-11 SCALE: 1:50



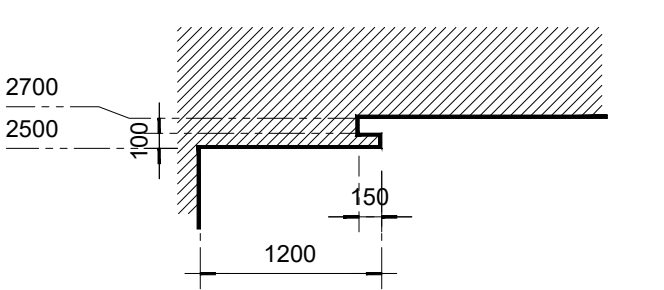
05 BLOW-UP REF. CEIL. PLAN "04"  
A-11 SCALE: 1:50



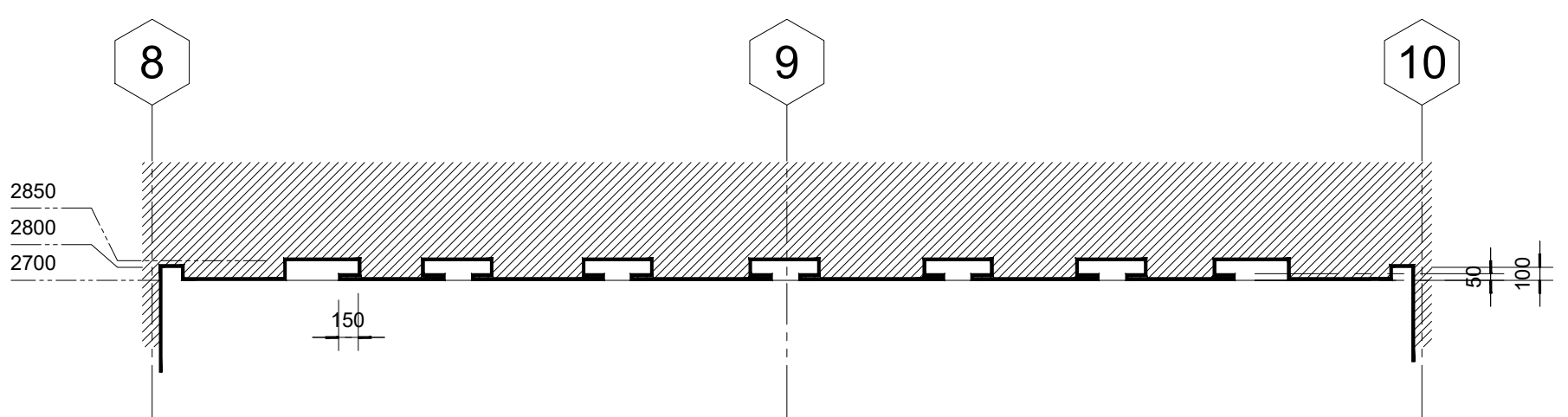
06 SECTION THRU "04.A"  
A-11 SCALE: 1:50



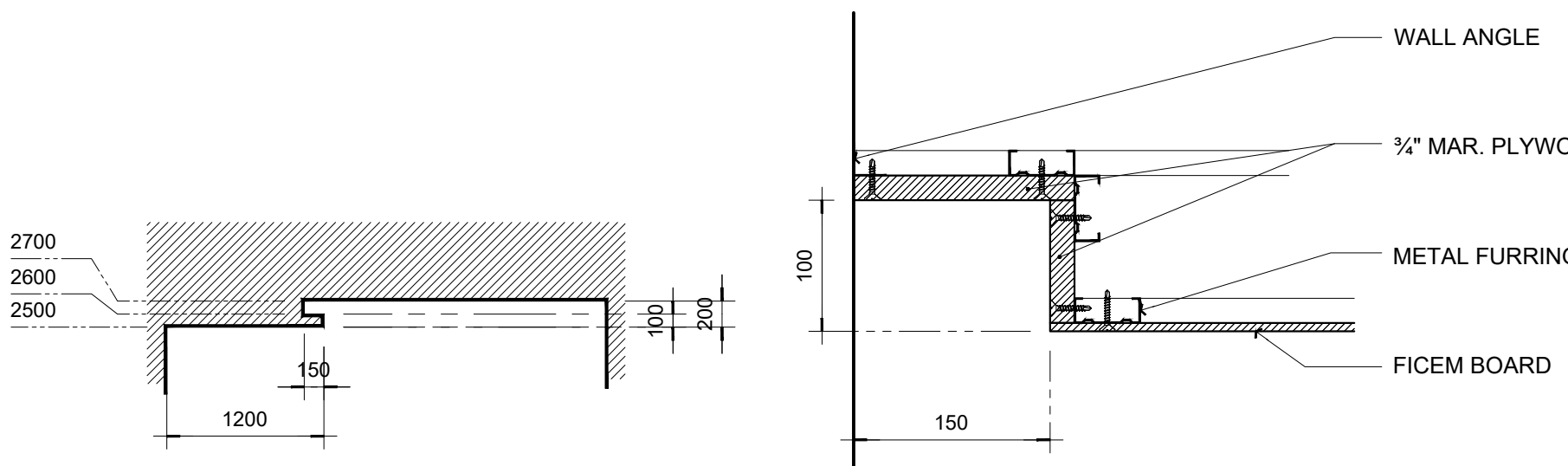
07 SECTION THRU "04.B"  
A-11 SCALE: 1:50



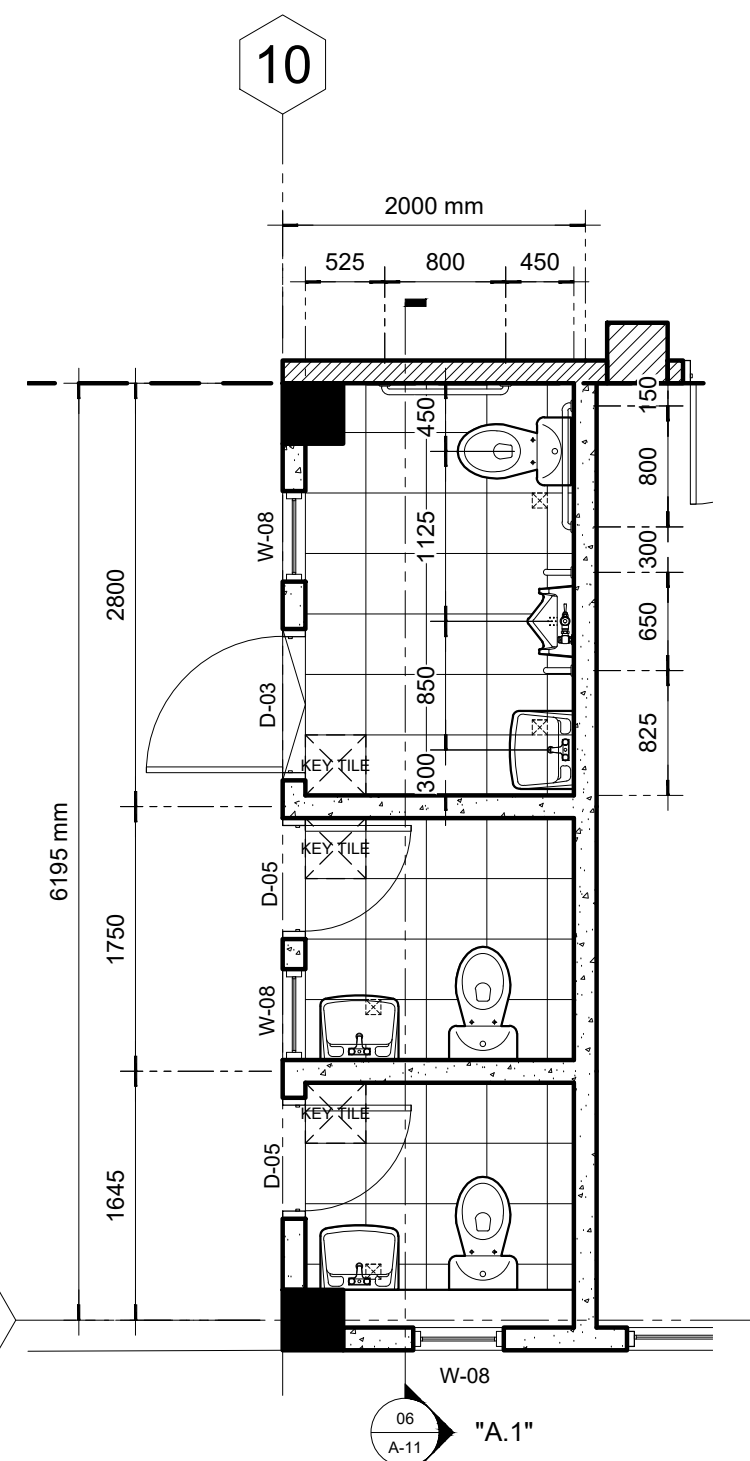
08 SECTION THRU "04.C"  
A-11 SCALE: 1:50



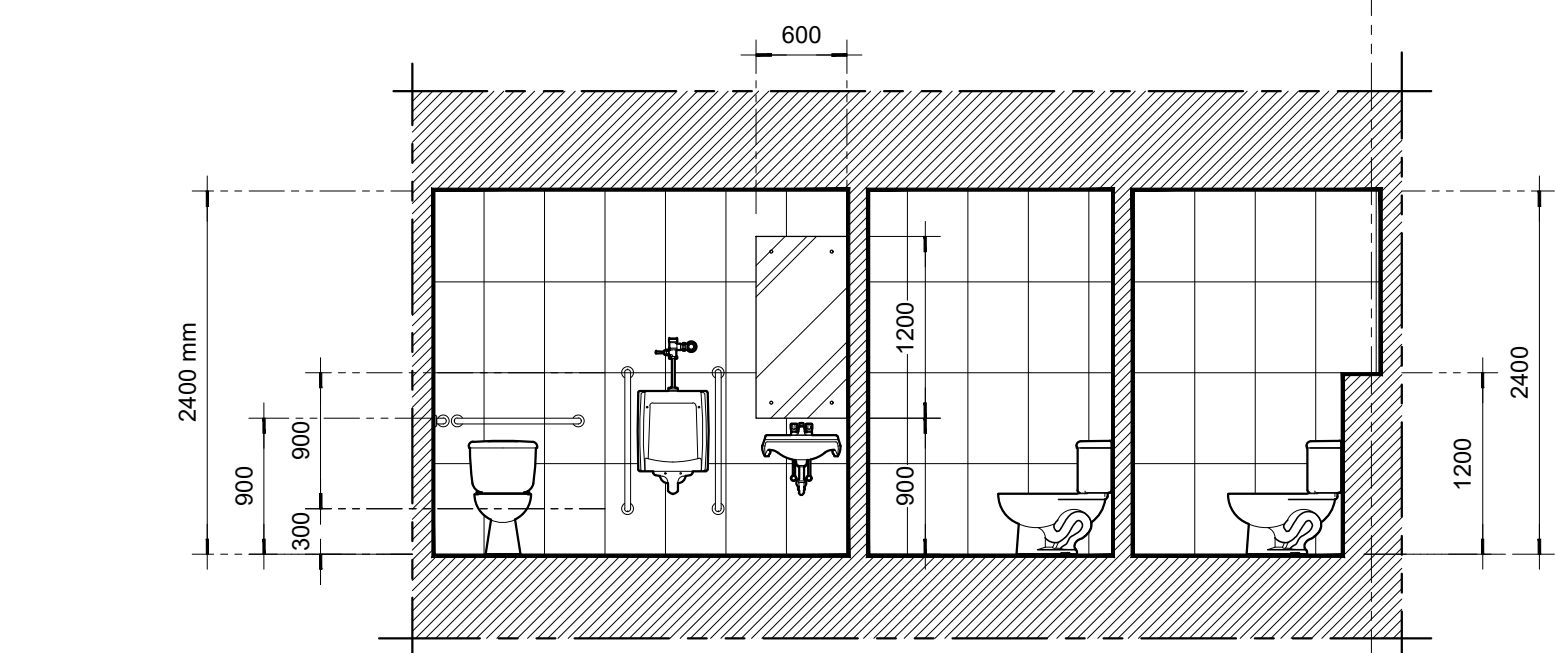
02 SECTION THRU "03.A"  
A-08 SCALE: 1:50



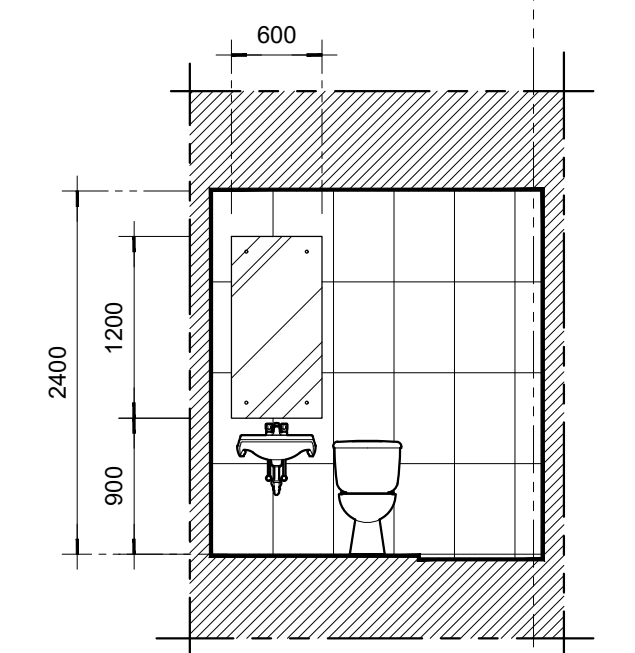
04 TYP. SHADOW LINE DETAILS  
A-11 SCALE: 1:5



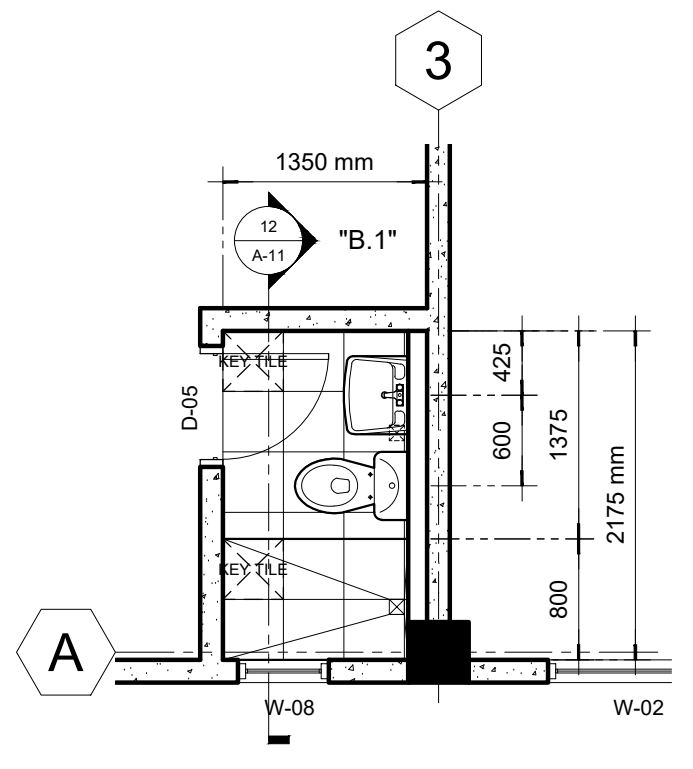
09 BLOW-UP PLAN "A"  
A-11 SCALE: 1:50



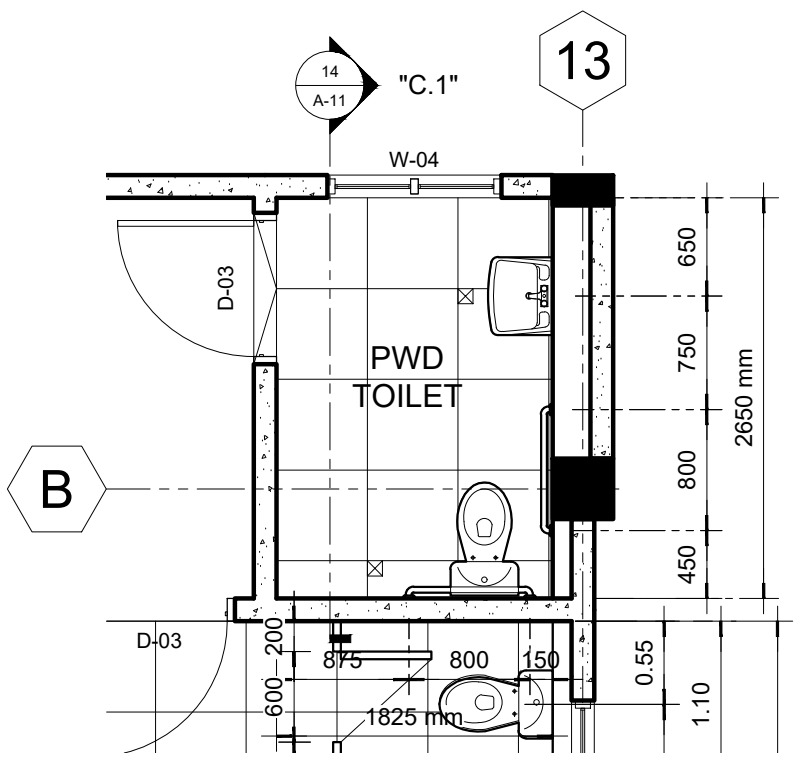
10 SECTION THRU "A.1"  
A-11 SCALE: 1:50



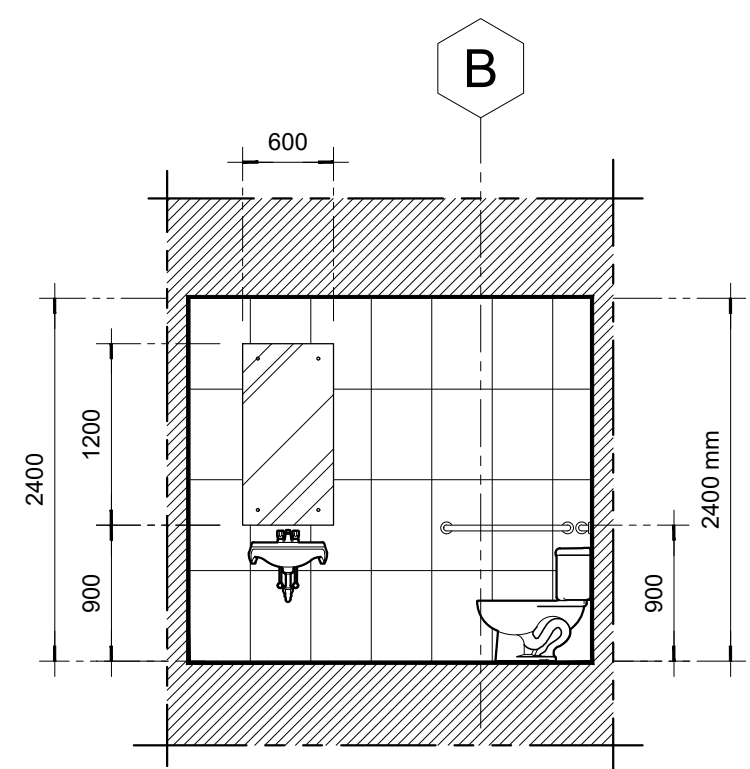
12 SECTION THRU "B.1"  
A-11 SCALE: 1:50



11 BLOW-UP PLAN "B"  
A-11 SCALE: 1:50



13 BLOW-UP PLAN "C"  
A-11 SCALE: 1:50



14 SECTION THRU "C.1"  
A-11 SCALE: 1:50

**M.T. Ang**  
architectural designs  
PLANS • DESIGNS • ESTIMATES • CONSTRUCTION MANAGEMENT •  
DESIGNS BUILT • PLUMBING DESIGN  
27 P. ACHARON BOULEVARD, BRGY. DAD. SOUTH, GEN. SANTOS CITY ☎ No: 301-1917

MICHAEL T. ANG, fuap  
ARCHITECT

PRC:	8270
VALIDITY:	08 MAY 2018
IAPOA:	04440 141342 071615
O.R.   DATE:	141342   16JULY15
PTR:	7193602
DATE ISS:	10 JAN 2017
PLACE ISS:	GSC
TIN:	123-875-856

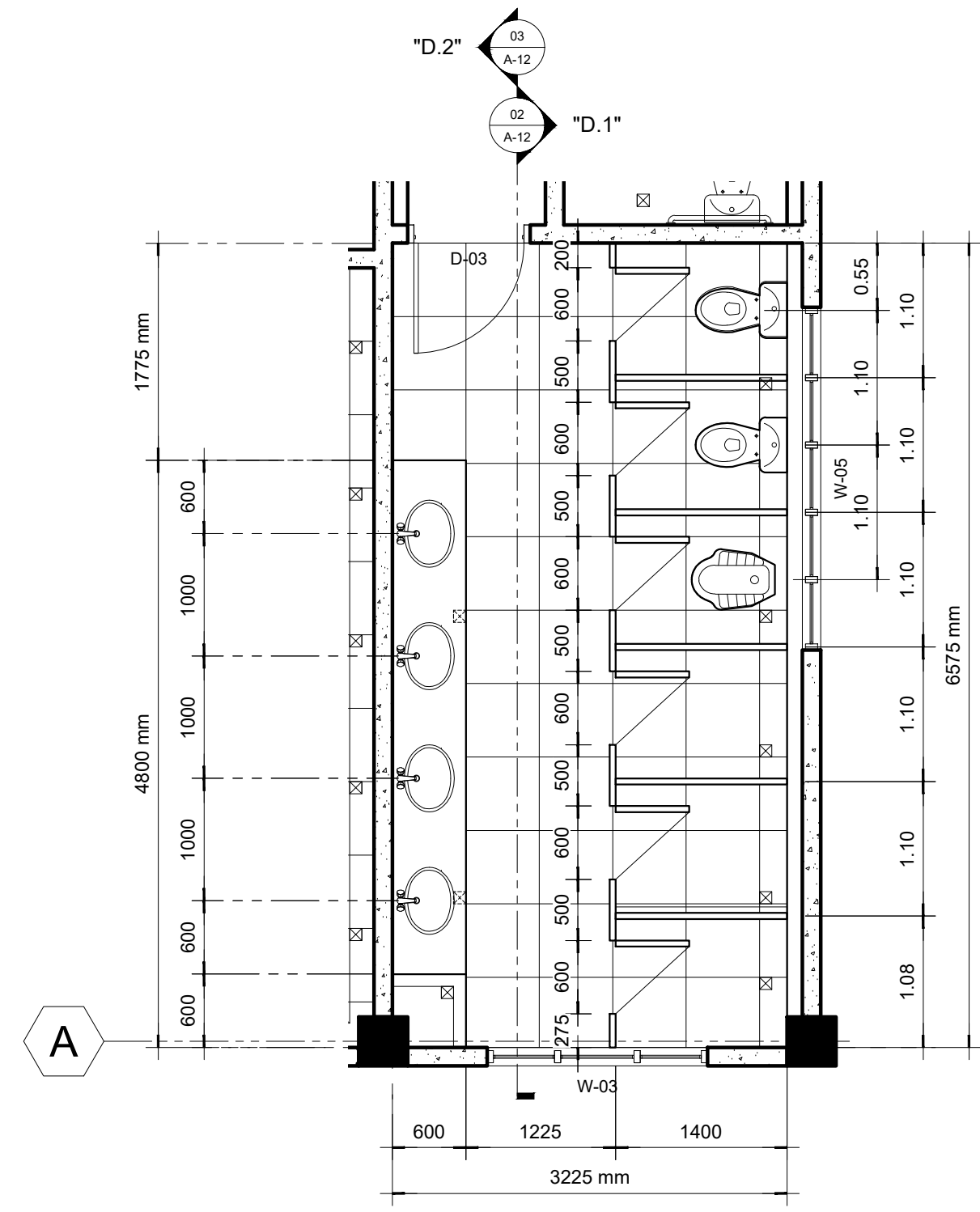
SECTION 33 of RA 9266 | Drawing & specifications & other contract documents duly signed, stamp or sealed, as instruments of service, are the intellectual property and documents of the architect, whether the object for which they are made is executed or not it shall be unlawful for any person to duplicate or to make copies of said documents for use in the repetition of & for other projects or buildings, whether executed partly or in whole, without the written consent of architect or author of said documents.

PROJECT TITLE / LOCATION	DORMITORY BUILDING III SENIOR HIGH PROGRAM PSHS-SOCCSKSARGEN Campus, Brgy. Paraiso, Koronadal City
APPROVED BY	CHUCHI P. GARGANERA, PH. D. OWNER
PREPARED BY:	DESIGN STAFF
CHECKED BY:	RANILE ESPINO CORDOVA, uap SENIOR DESIGN ARCHITECT

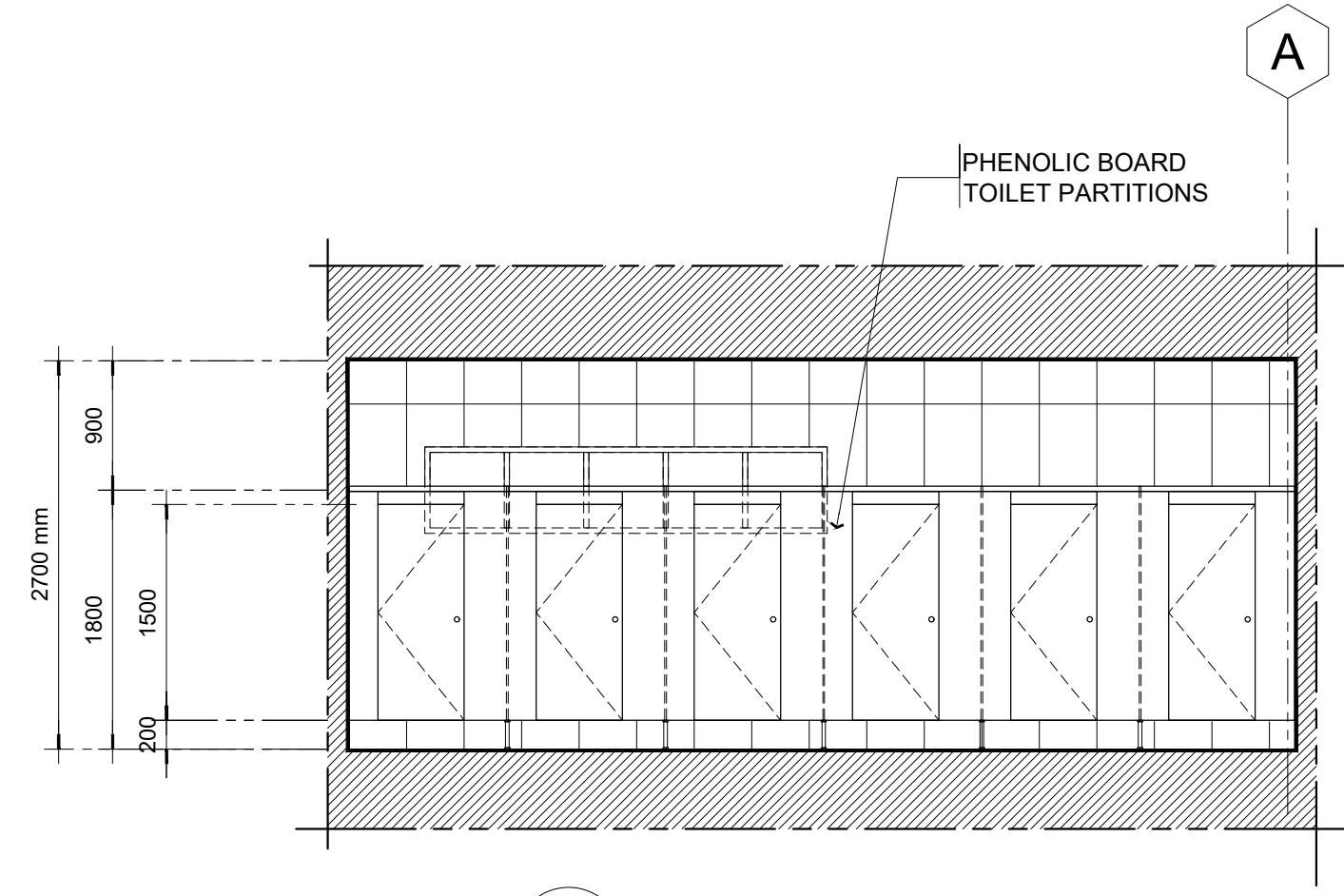
APPROVED BY	CHUCHI P. GARGANERA, PH. D. OWNER
ADDRESS:	PSHS-SOCCSKSARGEN Campus, Brgy. Paraiso, Koronadal City

PREPARED BY:	DESIGN STAFF
CHECKED BY:	RANILE ESPINO CORDOVA, uap SENIOR DESIGN ARCHITECT

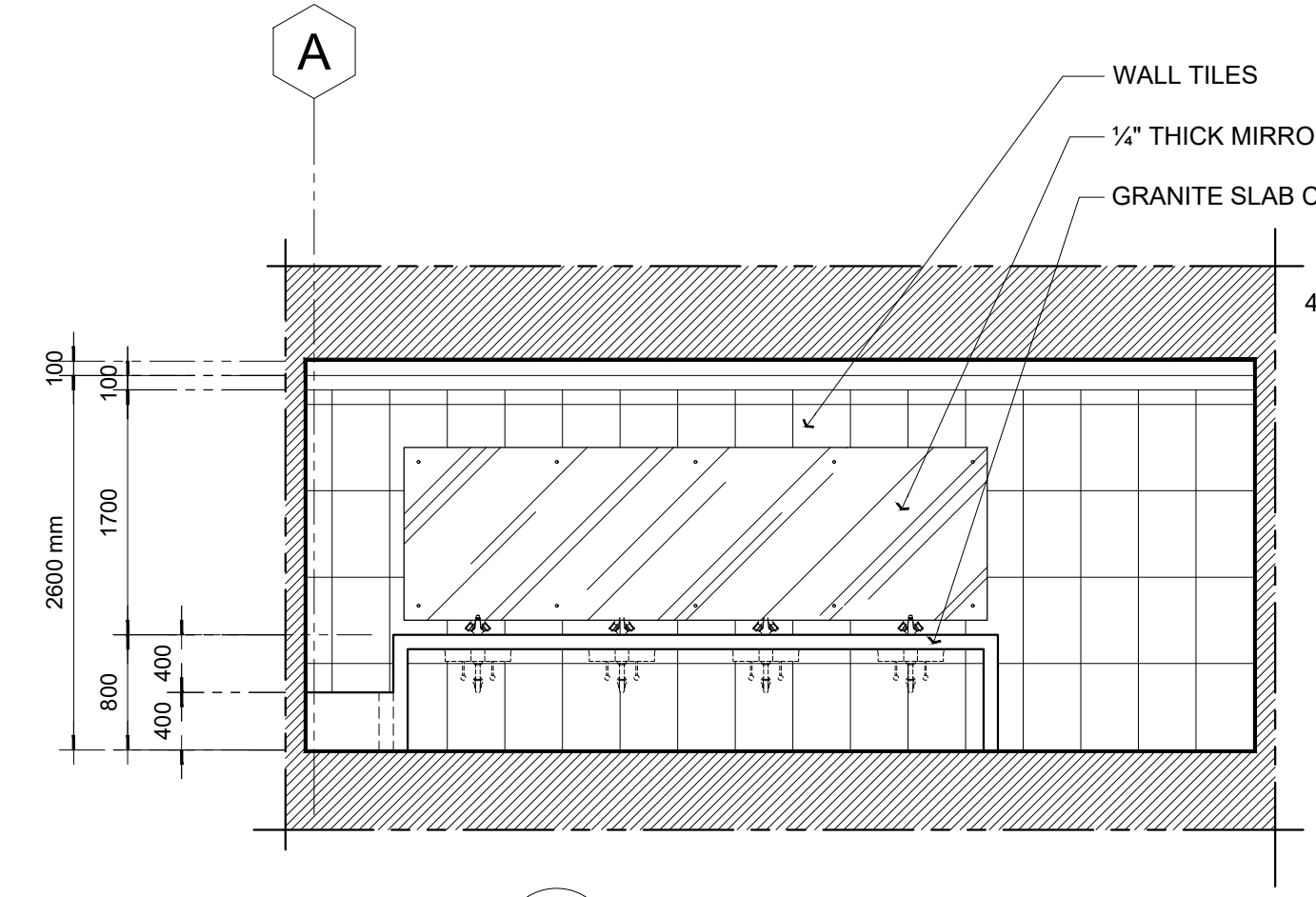
SHEET NO.	A-11
	11 39



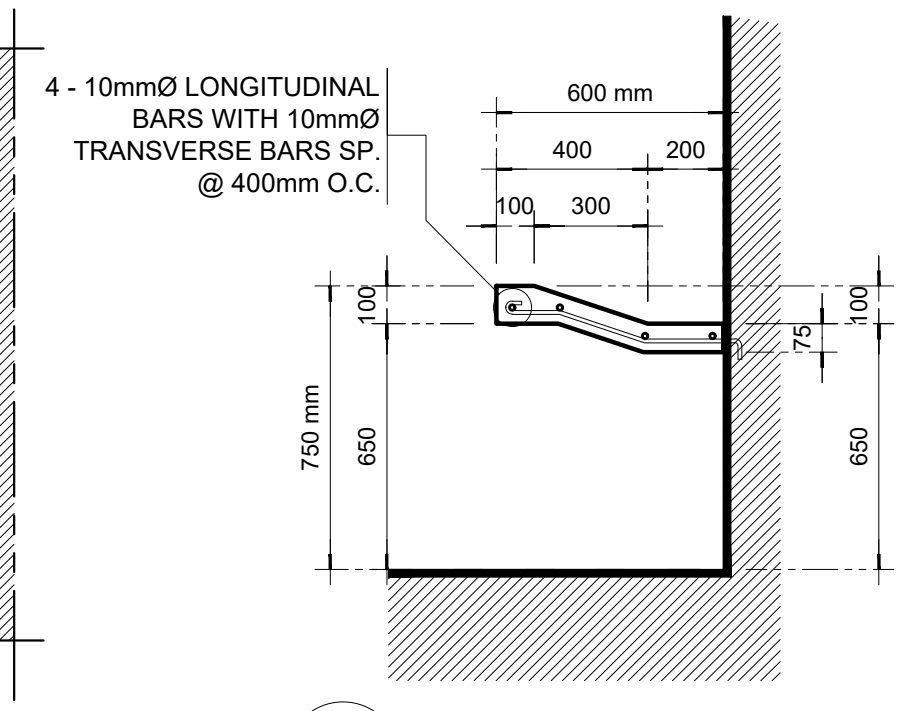
01 **BLOW-UP PLAN "D"**  
A-12 SCALE: 1:50



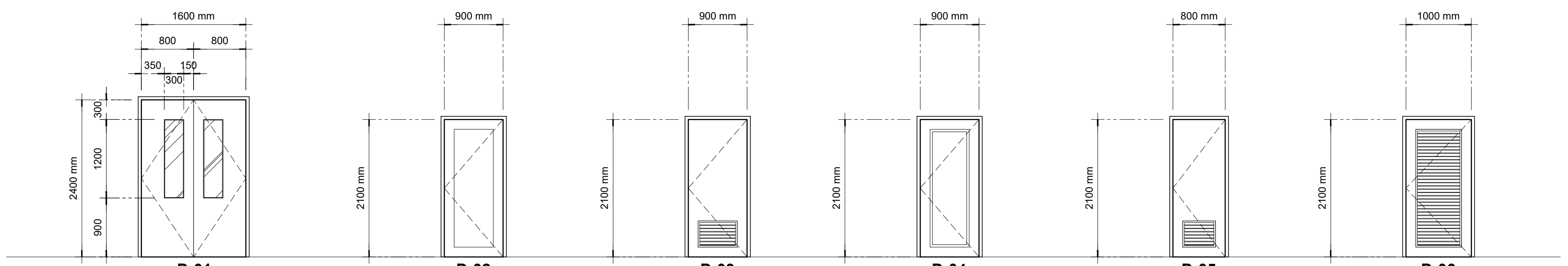
02 **SECTION THRU "D.1"**  
A-12 SCALE: 1:50



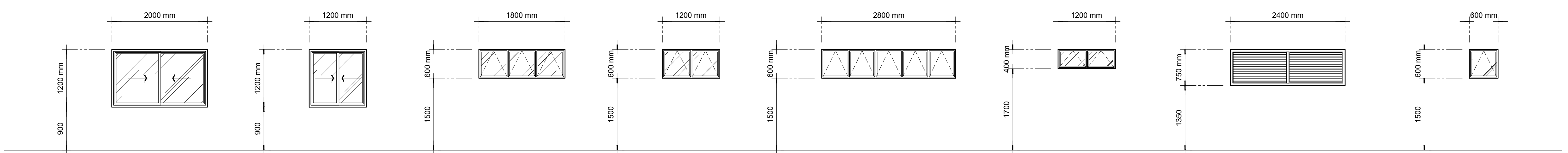
03 **SECTION THRU "D.2"**  
A-12 SCALE: 1:50



04 **SECTION THRU "D.3"**  
A-12 SCALE: 1:50



05 **SCHEDULE OF DOORS**  
A-12 SCALE: 1:50



06 **SCHEDULE OF WINDOWS**  
A-12 SCALE: 1:50

**M.T. Ang**  
architectural designs  
PLANS • DESIGNS • ESTIMATES • CONSTRUCTION MANAGEMENT •  
DESIGNS BUILT • PLUMBING DESIGN  
27 P. ACHARON BOULEVARD, BRGY. DAD. SOUTH, GEN. SANTOS CITY ☎ No: 301-1917

**MICHAEL T. ANG, fuap**  
ARCHITECT

PRC:	8270
VALIDITY:	08 MAY 2018
IAPOA:	04440 141342 071615
O.R.   DATE:	141342   16JULY15
PTR:	7193602
DATE ISS:	10 JAN 2017
PLACE ISS:	GSC
TIN:	123-875-856

SECTION 33 of RA 9266 | Drawing & specifications & other contract documents duly signed, stamp or sealed, as instruments of service, are the intellectual property and documents of the architect, whether the object for which they are made is executed or not it shall be unlawful for any person to duplicate or to make copies of said documents for use in the repetition of & for other projects or buildings, whether executed partly or in whole, without the written consent of architect or author of said documents.

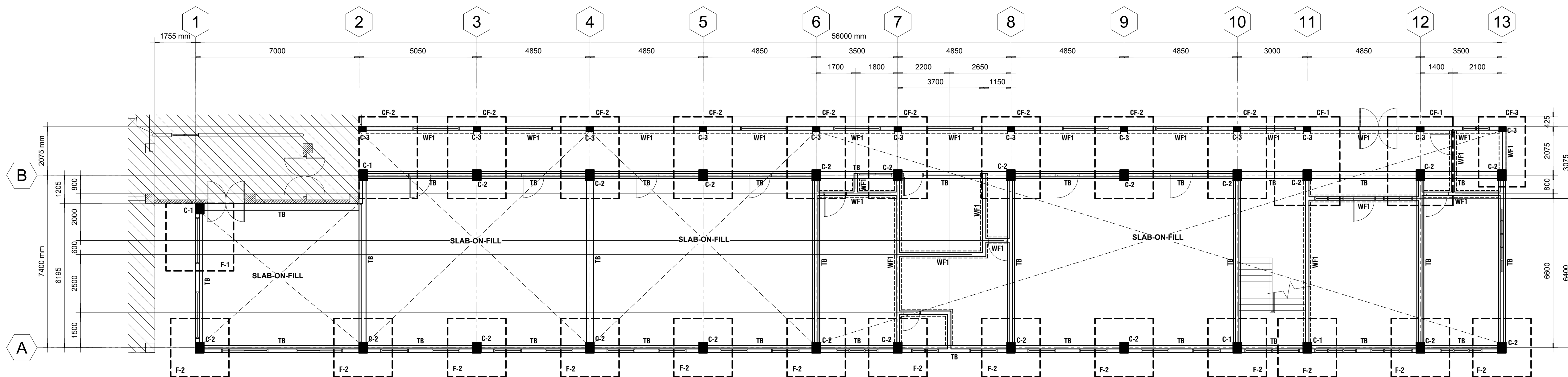
PROJECT TITLE / LOCATION	DORMITORY BUILDING III SENIOR HIGH PROGRAM PSHS-SOCCSKSARGEN Campus, Brgy. Paraiso, Koronadal City
APPROVED BY	CHUCHI P. GARGANERA, PH. D. OWNER
ADDRESS:	PSHS-SOCCSKSARGEN Campus, Brgy. Paraiso, Koronadal City

APPROVED BY	CHUCHI P. GARGANERA, PH. D. OWNER
ADDRESS:	PSHS-SOCCSKSARGEN Campus, Brgy. Paraiso, Koronadal City

PREPARED BY:	DESIGN STAFF
CHECKED BY:	RANILE ESPINA CORDOVA, uap SENIOR DESIGN ARCHITECT

SHEET NO.	A-12
	12 39

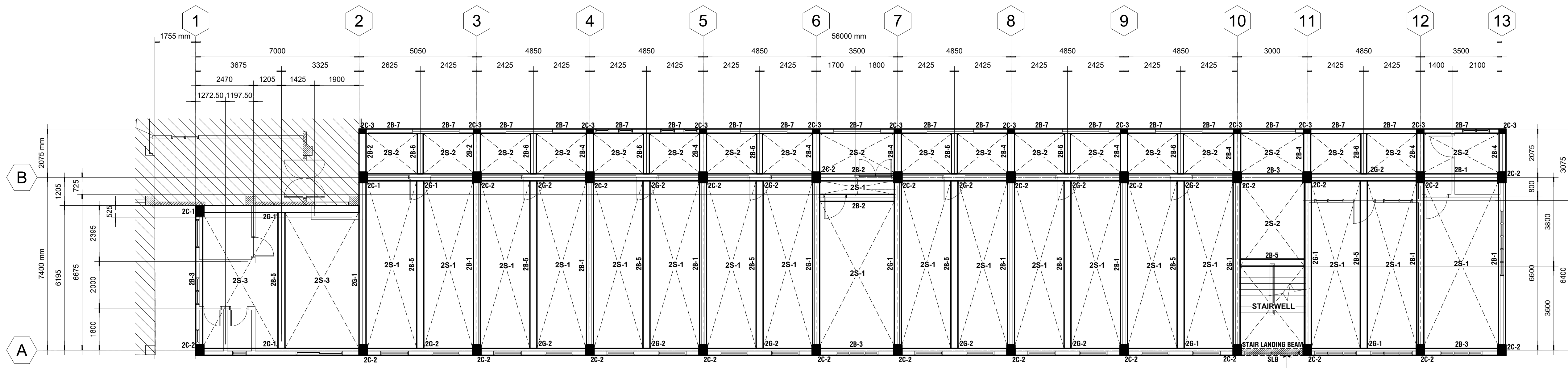




**NOTE: UNLESS OTHERWISE SPECIFIED**

1. TIE BEAM (TB) SHALL BE THE WALL FOOTINGS IF THERE ARE CHB WALLS TO BE PLACED ON TOP. (SEE TIE BEAM DETAIL & TABULATION)
2. ALL STIFFENER COLUMNS' REBARS (IF REQUIRED) SHALL BE ANCHORED, EITHER ON THE BEAMS OR WALL FOOTINGS. (SEE FOUNDATION PLAN & TYP. CHB WALLS CONNECTION DETAILS)

**01 FOUNDATION PLAN**  
S-01 SCALE: 1:100



THIS SHADED BEAM (STAIR LANDING BEAM) AS SHOWN SHALL BE TYPICAL IN SIZE & REBARS AT EVERY MID-LANDING OF STAIR. (VERIFY ACTUAL ELEVATION OF STAIR MID-LANDING)

**02 SECOND FLOOR FRAMING PLAN**  
S-01 SCALE: 1:100

**M.T. Ang**  
architectural designs  
PLANS • DESIGNS • ESTIMATES • CONSTRUCTION MANAGEMENT •  
DESIGNS BUILT • PLUMBING DESIGN  
27 P. ACHARON BOULEVARD, BRGY. DAD. SOUTH, GEN. SANTOS CITY ☎ 301-1917

**MICHAEL T. ANG, fuap**  
ARCHITECT

PRC: 8270  
VALIDITY: 08 MAY 2018  
IAPOA: 04440 141342 071615  
O.R. | DATE: 141342 | 16JULY15  
PTR: 6600933  
DATE ISS: 05 JAN 2016  
PLACE ISS: GSC  
TIN: 123-875-856

SECTION 33 of RA 9266 | Drawing & specifications & other contract documents duly signed, stamp or sealed, as instruments of service, are the intellectual property and documents of the architect, whether the object for which they are made is executed or not it shall be unlawful for any person to duplicate or to make copies of said documents for use in the repetition of & for other projects or buildings, whether executed party or in whole, without the written consent of architect or author of said documents.

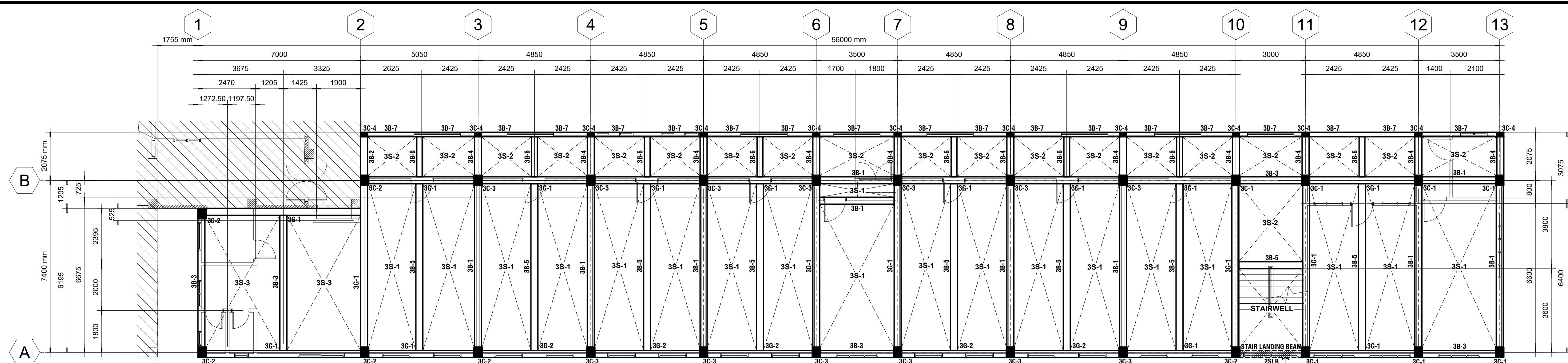
**JAMES P. PACIS, PICE, ASEP**  
CIVIL/STRUCTURAL ENGINEER  
P.R.C. No.: 52853  
ASEP: 52853-111  
P.T.R. No.: 7212178  
DATE: 01-11-2017  
ISS. AT: G.S.C.  
TIN No.: 102-900-986

**PROJECT TITLE / LOCATION**  
**DORMITORY BUILDING III**  
**SENIOR HIGH PROGRAM**  
PSHS-SOCCSKSARGEN Campus, Brgy. Paraiso,  
Koronadal City

**APPROVED BY**  
**CHUCHI P. GARGANERA, PH. D.**  
DIRECTOR III  
ADDRESS: PSHS-SOCCSKSARGEN Campus, Brgy. Paraiso, Koronadal City

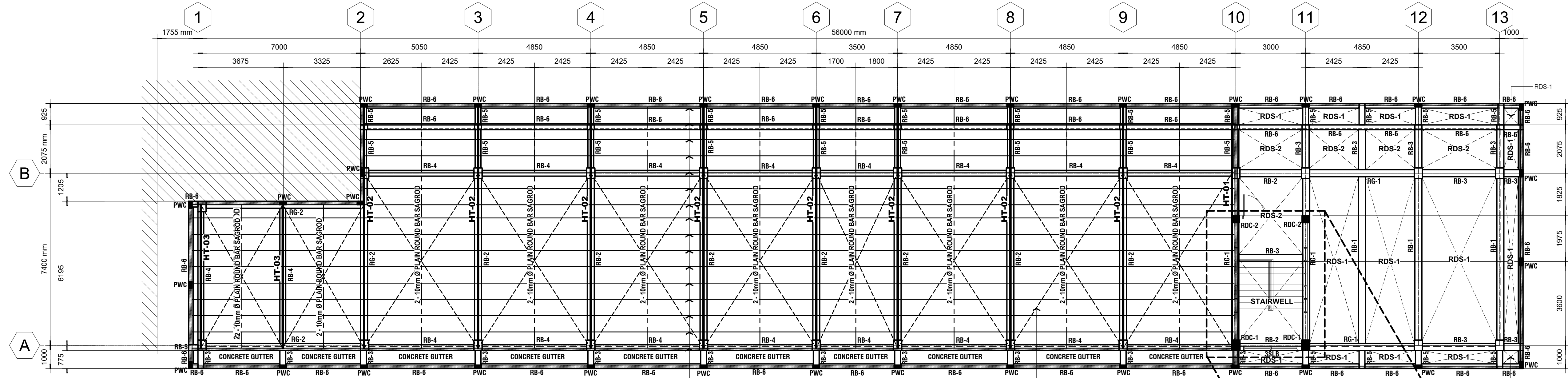
**PREPARED BY:**  
**CHECKED BY:**  
RESIDENT ENGINEER

**SHEET NO.**  
S-01  
13 39



01 **THIRD FLOOR FRAMING PLAN**  
S-02 SCALE: 1:100

THIS SHADED BEAM (STAIR LANDING BEAM) AS SHOWN SHALL BE TYPICAL IN SIZE & REBARS AT EVERY MID-LANDING OF STAIR. (VERIFY ACTUAL ELEVATION OF STAIR MID-LANDING)

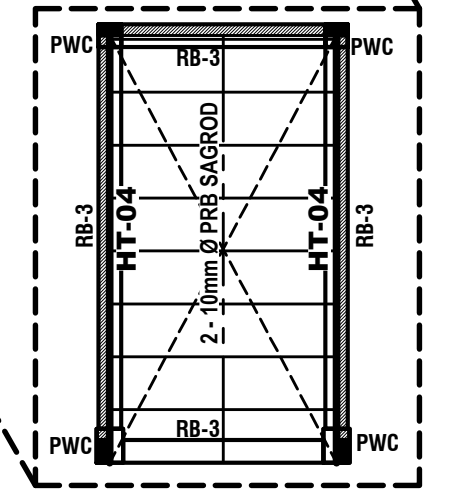


02 **MAIN ROOF & ROOF DECK FRAMING PLAN**  
S-02 SCALE: 1:100

1.50mm THK. x 2" x 6" CEE-PURLINS SPACED AT 700mm O.C. w/ 4.50mm THK. x 2" x 2" ANGLE BAR PURLIN CONNECTOR WELDED ON EVERY TRUSS

12mm Ø PLAIN ROUND BAR CROSS-BRACE w/ 12mm Ø TURNBUCKLE AT ONE END

03 **STAIR ROOF FRAMING PLAN**  
S-02 SCALE: 1:100



**M.T. Ang**  
architectural designs  
PLANS • DESIGNS • ESTIMATES • CONSTRUCTION MANAGEMENT •  
DESIGNS BUILT • PLUMBING DESIGN  
27 P. ACHARON BOULEVARD, BRGY. DAD. SOUTH, GEN. SANTOS CITY ☎ No: 301-1917

**MICHAEL T. ANG, fuap**  
ARCHITECT

PRC:	8270
VALIDITY:	08 MAY 2018
IAPOA:	04440 141342 071615
O.R.   DATE:	141342   16JULY15
PTR:	6600933
DATE ISS:	05 JAN 2016
PLACE ISS:	GSC
TIN:	123-875-856

SECTION 33 of RA 9266 | Drawing & specifications & other contract documents duly signed, stamp or sealed, as instruments of service, are the intellectual property and documents of the architect, whether the object for which they are made is executed or not it shall be unlawful for any person to duplicate or to make copies of said documents for use in the repetition of & for other projects or buildings, whether executed partly or in whole, without the written consent of architect or author of said documents.

**JAMES P. PACIS, PICE, ASEP**  
CIVIL/STRUCTURAL ENGINEER  
P.R.C. No.: 52853 ASEP: 52853-111  
P.T.R. No.: 7212178 DATE: 01-11-2017  
ISS. AT: G.S.C. T I N No.: 102-900-986

PROJECT TITLE / LOCATION  
**DORMITORY BUILDING III SENIOR HIGH PROGRAM**  
PSHS-SOCCSKSARGEN Campus, Brgy. Paraiso, Koronadal City

APPROVED BY  
**CHUCHI P. GARGANERA, PH. D.**  
DIRECTOR III  
ADDRESS: PSHS-SOCCSKSARGEN Campus, Brgy. Paraiso, Koronadal City

PREPARED BY: \_\_\_\_\_  
CHECKED BY: \_\_\_\_\_  
RESIDENT ENGINEER

SHEET NO.	S-02
	14 39

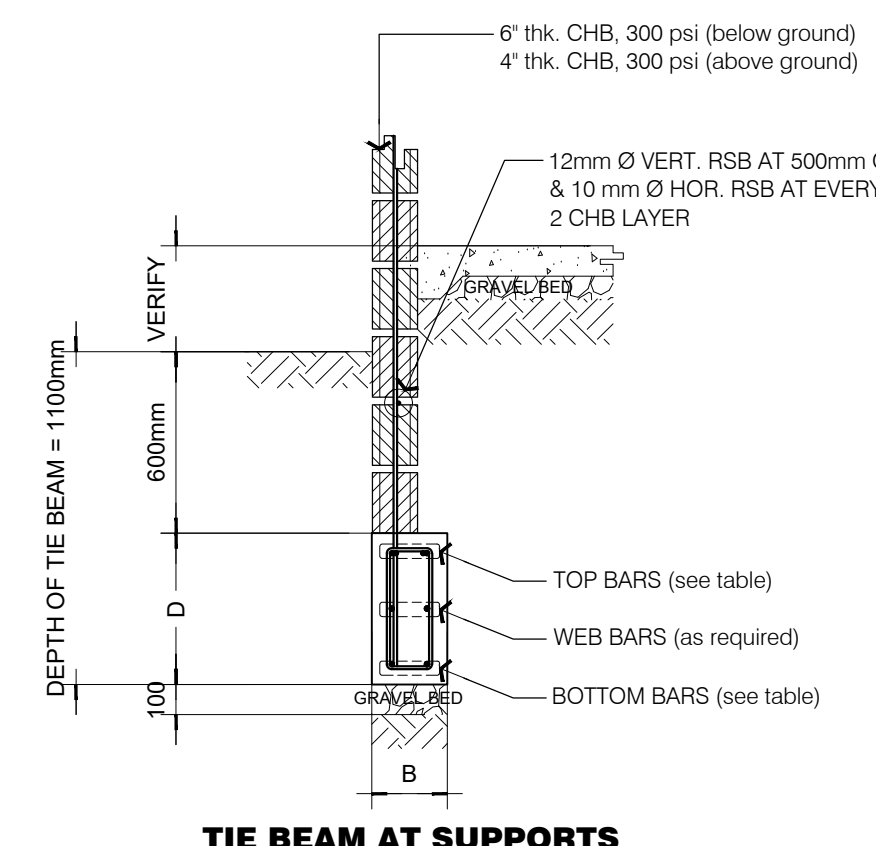
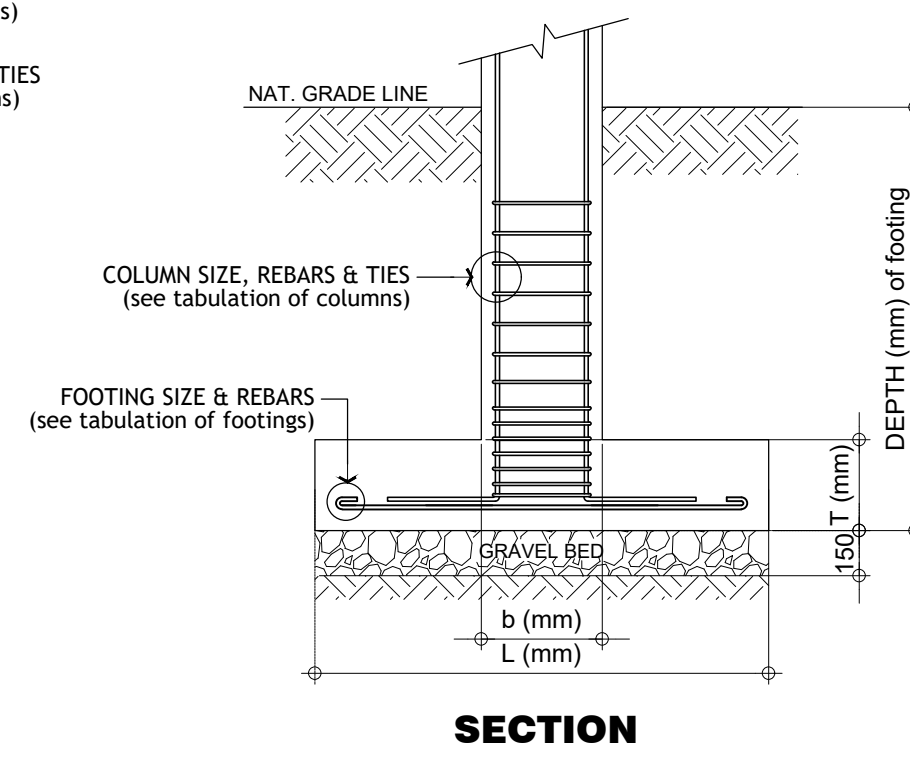
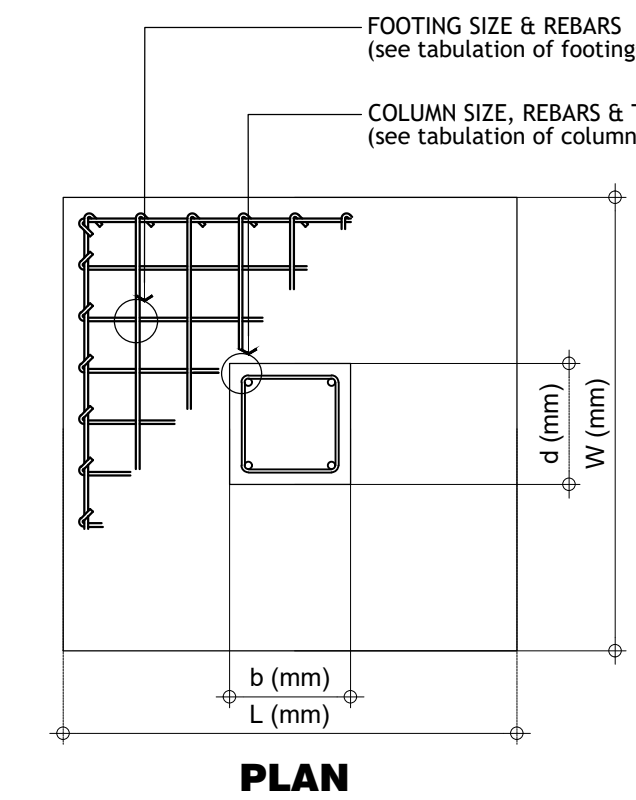
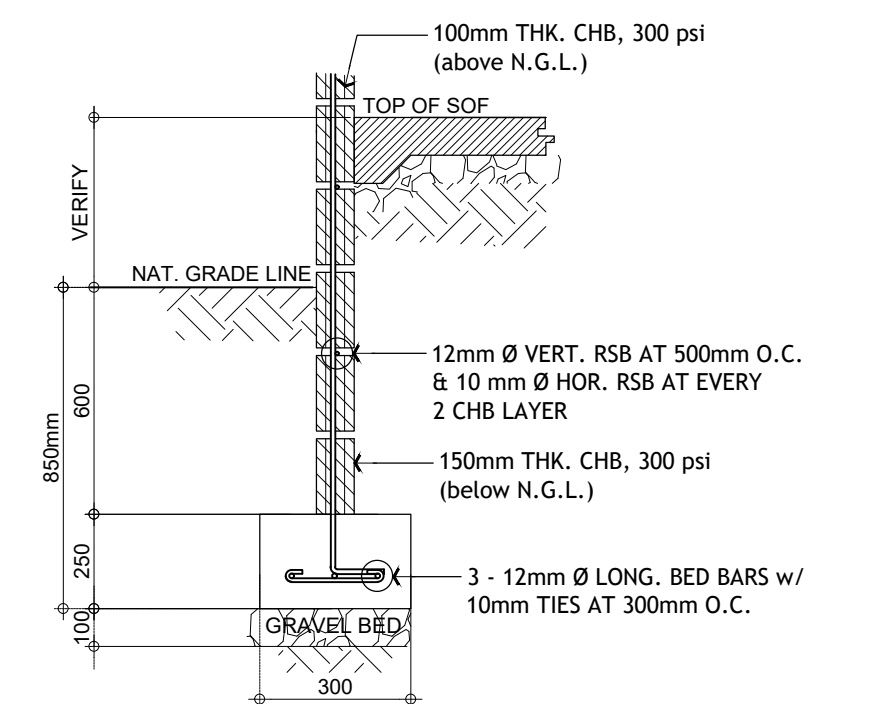
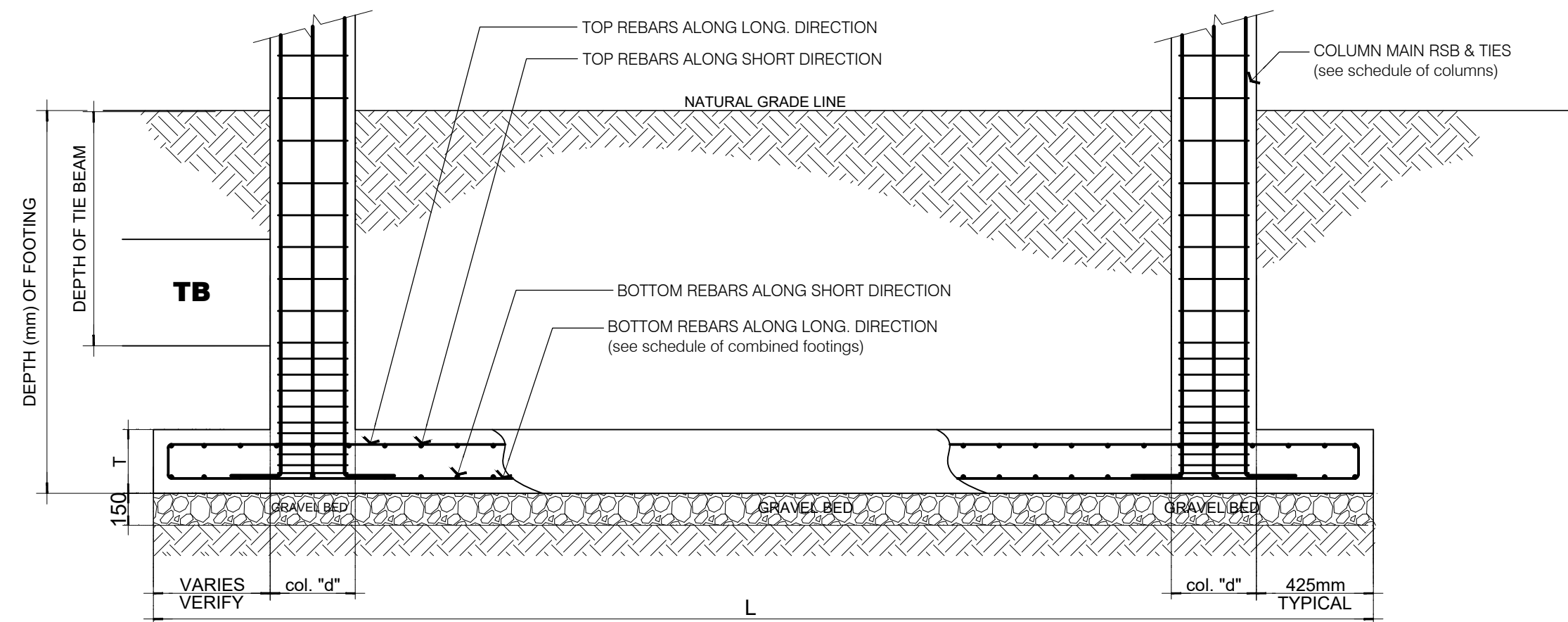
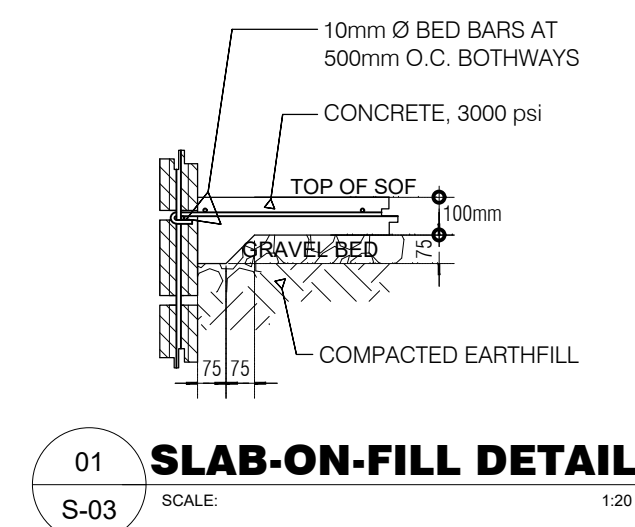


SCHEDULE OF COLUMNS						
"MARK"	DIMENSIONS (b x d) & BAR ARRANGEMENT	REINFORCEMENTS		f <sub>c</sub> (concrete)	f <sub>y</sub> (steel bars)	
					main bars	stirrups
C-1 2C-1		VERTICAL REBARS	22 - 20MM Ø	3000 PSI OR 21.0 MPA	GRADE 33 OR 227 MPA	GRADE 33 OR 227 MPA
C-2 2C-2		MAIN LATERAL TIES	10MM Ø			
		SECONDARY TIES	5 @ 50MM, 10 @ 100MM, 5 @ 120MM, REST @ 150MM			
C-3 2C-3		VERTICAL REBARS	6 - 20MM Ø	3000 PSI OR 21.0 MPA	GRADE 33 OR 227 MPA	GRADE 33 OR 227 MPA
		MAIN LATERAL TIES	10MM Ø			
3C-1		SECONDARY TIES	5 @ 50MM, 10 @ 100MM, 5 @ 120MM, REST @ 150MM			
3C-2		VERTICAL REBARS	12 - 20MM Ø	3000 PSI OR 21.0 MPA	GRADE 33 OR 227 MPA	GRADE 33 OR 227 MPA
		MAIN LATERAL TIES	10MM Ø			
3C-3 RDC-1		SECONDARY TIES	5 @ 50MM, 10 @ 100MM, 5 @ 120MM, REST @ 150MM			
3C-4		VERTICAL REBARS	4 - 20MM Ø	3000 PSI OR 21.0 MPA	GRADE 33 OR 227 MPA	GRADE 33 OR 227 MPA
RDC-2		MAIN LATERAL TIES	10MM Ø			
		SECONDARY TIES	5 @ 50MM, 10 @ 100MM, 5 @ 120MM, REST @ 150MM			
PWC		VERTICAL REBARS	6 - 16MM Ø	3000 PSI OR 21.0 MPA	GRADE 33 OR 227 MPA	GRADE 33 OR 227 MPA
RDC-2		MAIN LATERAL TIES	10MM Ø			
		SECONDARY TIES	5 @ 50MM, 10 @ 100MM, 5 @ 120MM, REST @ 150MM			

SCHEDULE OF TIE BEAM										
"MARK"	DIMENSION (mm)		LOCATION	REINFORCEMENTS			DEPTH	f <sub>c</sub> (concrete)	f <sub>y</sub> (steel rebars)	
	B	D		SUPPORTS	MID-SPAN	STIRRUPS			main rebars	stirrups
TB	300	500	TOP	2-16mm Ø CB	2-16mm Ø CB + 4-16mm Ø EB	10mm Ø: 5 @ 50mm, 10 @ 125mm, REST @ 150mm O.C.	(1100 mm) SEE TIE BEAM DETAIL	3000 psi or 21.0MPa	GRADE 33 or 227 MPa	GRADE 33 or 227 MPa
			BOTTOM	2-16mm Ø CB + 4-16mm Ø EB	2-16mm Ø CB					

SCHEDULE OF COMBINED FOOTINGS									
"MARK"	DIMENSION (mm)			DEPTH (mm)	LOCATION	REINFORCEMENTS		f <sub>c</sub> (concrete)	f <sub>y</sub> (steel rebars)
	L	W	T			ALONG LONG. DIRECTION	ALONG SHORT DIRECTION		
CF-1	3800	2800	350	2000	TOP	15 - 16mm Ø CB	20 - 16mm Ø CB	3000 psi or 21.0 MPa	GRADE 33 or 227 MPa
					BOTTOM	20 - 16mm Ø CB	36 - 16mm Ø CB		
CF-2	3500	2500	350	2000	TOP	13 - 16mm Ø CB	18 - 16mm Ø CB		
					BOTTOM	18 - 16mm Ø CB	27 - 16mm Ø CB		
CF-3	3000	2000	350	2000	TOP	11 - 16mm Ø CB	16 - 16mm Ø CB		
					BOTTOM	13 - 16mm Ø CB	30 - 16mm Ø CB		

SCHEDULE OF ISOLATED FOOTINGS							
"MARK"	DIMENSION (mm)			DEPTH (mm)	REINFORCEMENTS	f <sub>c</sub> (concrete)	f <sub>y</sub> (steel rebars)
	L	W	T				
F-1	2900	2900	350	2000	15 - 16mm Ø BED BARS B.W.	3000 psi or 21.0 MPa	GRADE 33 or 227 MPa
F-2	2500	2500	350	2000	13 - 16mm Ø BED BARS B.W.		



**M.T. Ang**  
architectural designs  
PLANS • DESIGNS • ESTIMATES • CONSTRUCTION MANAGEMENT •  
DESIGNS BUILT • PLUMBING DESIGN  
27 P. ACHARON BOULEVARD, BRGY. DAD. SOUTH, GEN. SANTOS CITY ☎: 301-1917

MICHAEL T. ANG, fuap  
ARCHITECT

PRC: 8270  
VALIDITY: 08 MAY 2018  
IAPOA: 04440 141342 071615  
O.R. | DATE: 141342 | 16JULY15  
PTR: 6600933  
DATE ISS: 05 JAN 2016  
PLACE ISS: GSC  
TIN: 123-875-856

SECTION 33 of RA 9266 | Drawing & specifications & other contract documents duly signed, stamp or sealed, as instruments of service, are the intellectual property and documents of the architect, whether the object for which they are made is executed or not it shall be unlawful for any person to duplicate or to make copies of said documents for use in the repetition of & for other projects or buildings, whether executed partly or in whole, without the written consent of architect or author of said documents.

JAMES P. PACIS, PICE, ASEP  
CIVIL/STRUCTURAL ENGINEER  
P.R.C. No.: 52853  
ASEP: 52853-111  
P.T.R. No.: 7212178  
DATE: 01-11-2017  
ISS. AT: G.S.C.  
TIN No.: 102-900-986

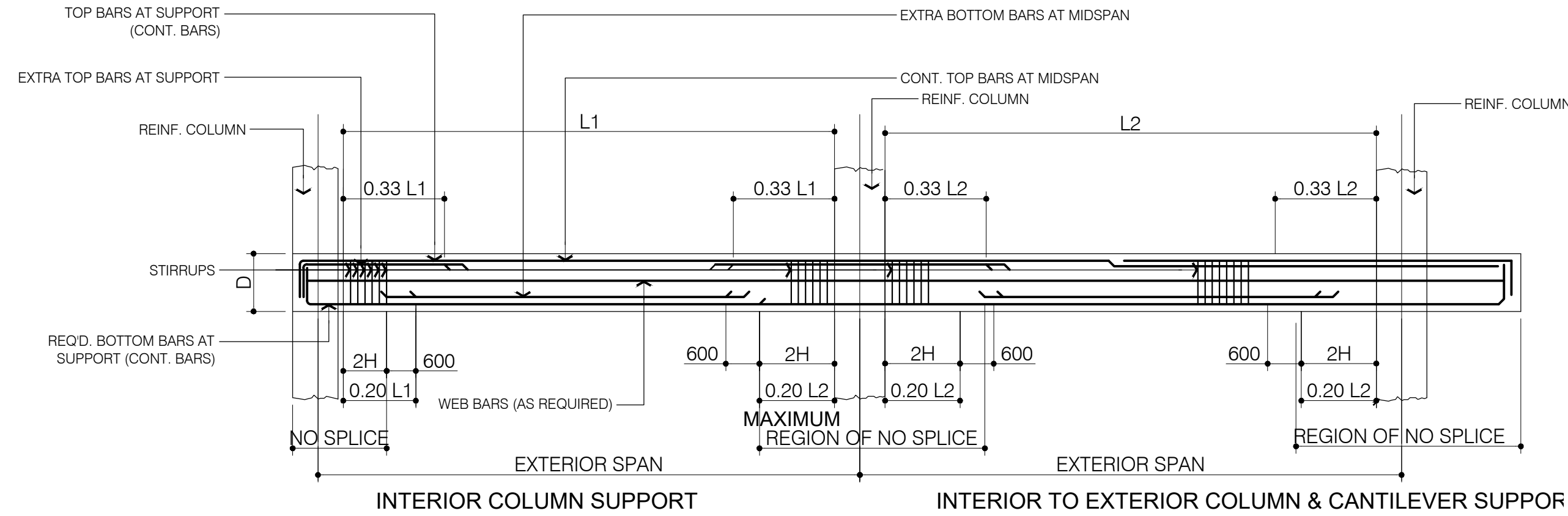
PROJECT TITLE / LOCATION  
**DORMITORY BUILDING III  
SENIOR HIGH PROGRAM**  
PSHS-SOCCSKSARGEN Campus, Brgy. Paraiso,  
Koronadal City

APPROVED BY  
**CHUCHI P. GARGANERA, PH. D.**  
DIRECTOR III  
ADDRESS: PSHS-SOCCSKSARGEN Campus, Brgy. Paraiso, Koronadal City

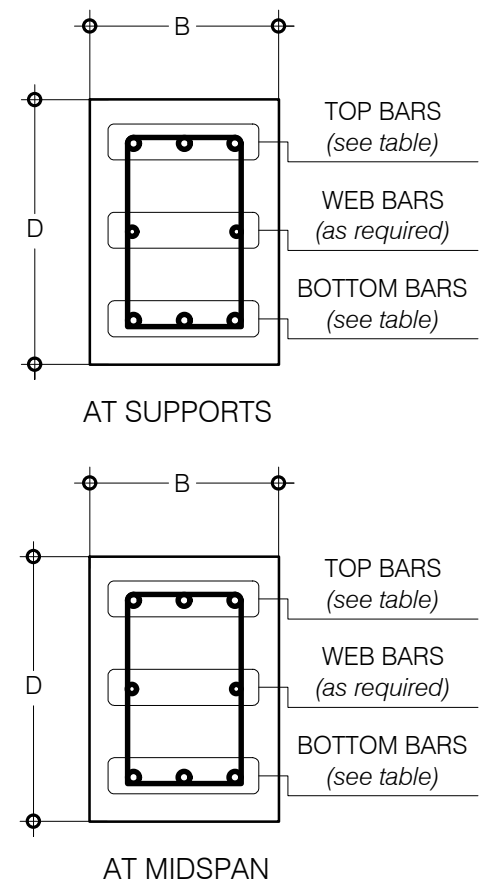
PREPARED BY:  
CHECKED BY:  
RESIDENT ENGINEER

SHEET NO.  
S-03  
15 39

SCHEDULE OF GIRDERS & BEAMS						
BEAM "MARK"	DIMENSIONS			REINFORCEMENTS		WEB BARS
	B (mm)	D (mm)		AT SUPPORTS	AT MIDSPAN	
<b>SECOND FLOOR LEVEL</b>						
2G-1/ 2B-1	300	600	TOP	3 - 25mm Ø CB + 3 - 25mm Ø EB	3 - 25mm Ø CB	2 - 16mm Ø CB
			BOT.	3 - 25mm Ø CB	3 - 25mm Ø CB + 3 - 25mm Ø EB	
2B-2	300	600	TOP	6 - 25mm Ø CB	6 - 25mm Ø CB	2 - 16mm Ø CB
			BOT.	4 - 25mm Ø CB	4 - 25mm Ø CB	
2G-2/ 2B-3	300	500	TOP	3 - 25mm Ø CB + 2 - 25mm Ø EB	3 - 25mm Ø CB	2 - 16mm Ø CB
			BOT.	3 - 25mm Ø CB	3 - 25mm Ø CB + 2 - 25mm Ø EB	
2B-4	300	500	TOP	5 - 25mm Ø CB	5 - 25mm Ø CB	2 - 16mm Ø CB
			BOT.	5 - 25mm Ø CB	5 - 25mm Ø CB	
2B-5	300	400	TOP	3 - 20mm Ø CB + 2 - 20mm Ø EB	3 - 20mm Ø CB	2 - 16mm Ø CB
			BOT.	3 - 20mm Ø CB	3 - 20mm Ø CB + 2 - 20mm Ø EB	
2B-6	300	400	TOP	3 - 20mm Ø CB	3 - 20mm Ø CB	2 - 16mm Ø CB
			BOT.	3 - 20mm Ø CB	3 - 20mm Ø CB	
2B-7	200	400	TOP	3 - 16mm Ø CB	3 - 16mm Ø CB	2 - 16mm Ø CB
			BOT.	3 - 16mm Ø CB	3 - 16mm Ø CB	
<b>THIRD FLOOR LEVEL</b>						
3G-1/ 3B-1	300	600	TOP	3 - 25mm Ø CB + 2 - 25mm Ø EB	3 - 25mm Ø CB	2 - 16mm Ø CB
			BOT.	3 - 25mm Ø CB	3 - 25mm Ø CB + 2 - 25mm Ø EB	
3B-2	300	600	TOP	5 - 25mm Ø CB	5 - 25mm Ø CB	2 - 16mm Ø CB
			BOT.	3 - 25mm Ø CB	3 - 25mm Ø CB	
3G-2/ 3B-3	300	500	TOP	3 - 20mm Ø CB + 2 - 20mm Ø EB	3 - 20mm Ø CB	2 - 16mm Ø CB
			BOT.	3 - 20mm Ø CB	3 - 20mm Ø CB + 2 - 20mm Ø EB	
3B-4	300	500	TOP	6 - 20mm Ø CB	6 - 20mm Ø CB	2 - 16mm Ø CB
			BOT.	5 - 20mm Ø CB	5 - 20mm Ø CB	
3B-5	300	400	TOP	2 - 20mm Ø CB + 2 - 20mm Ø EB	2 - 20mm Ø CB	2 - 16mm Ø CB
			BOT.	2 - 20mm Ø CB	2 - 20mm Ø CB + 2 - 20mm Ø EB	
3B-6	300	400	TOP	3 - 20mm Ø CB	3 - 20mm Ø CB	2 - 16mm Ø CB
			BOT.	3 - 20mm Ø CB	3 - 20mm Ø CB	
3B-7	200	400	TOP	3 - 16mm Ø CB	3 - 16mm Ø CB	2 - 16mm Ø CB
			BOT.	3 - 16mm Ø CB	3 - 16mm Ø CB	
<b>ROOF DECK / ROOF BEAM LEVEL</b>						
RG-1/ RB-1	300	500	TOP	2 - 25mm Ø CB + 2 - 25mm Ø EB	2 - 25mm Ø CB	2 - 16mm Ø CB
			BOT.	2 - 25mm Ø CB	2 - 25mm Ø CB + 2 - 25mm Ø EB	
RG-2/ RB-2	300	400	TOP	2 - 20mm Ø CB + 2 - 20mm Ø EB	2 - 20mm Ø CB	2 - 16mm Ø CB
			BOT.	2 - 20mm Ø CB	2 - 20mm Ø CB + 2 - 20mm Ø EB	
RB-3	300	400	TOP	4 - 20mm Ø CB	4 - 20mm Ø CB	2 - 16mm Ø CB
			BOT.	4 - 20mm Ø CB	4 - 20mm Ø CB	
RG-3/ RB-4	250	350	TOP	2 - 20mm Ø CB + 1 - 20mm Ø EB	2 - 20mm Ø CB	2 - 16mm Ø CB
			BOT.	2 - 20mm Ø CB	2 - 20mm Ø CB + 1 - 20mm Ø EB	
RB-5	250	350	TOP	3 - 20mm Ø CB	3 - 20mm Ø CB	2 - 12mm Ø CB
			BOT.	3 - 20mm Ø CB	3 - 20mm Ø CB	
RB-6	200	350	TOP	3 - 16mm Ø CB	3 - 16mm Ø CB	2 - 12mm Ø CB
			BOT.	3 - 16mm Ø CB	3 - 16mm Ø CB	
STIRRUPS: 10mm Ø - 5 @ 50mm, 5 @ 75mm, 10 @ 100mm, REST @ 150mm O.C.						
f'c (concrete) : 3000 psi (21.0 MPa)						
fy (main rebars) : GRADE 33 (227 MPa)						
fy (stirrups) : GRADE 33 (227 MPa)						

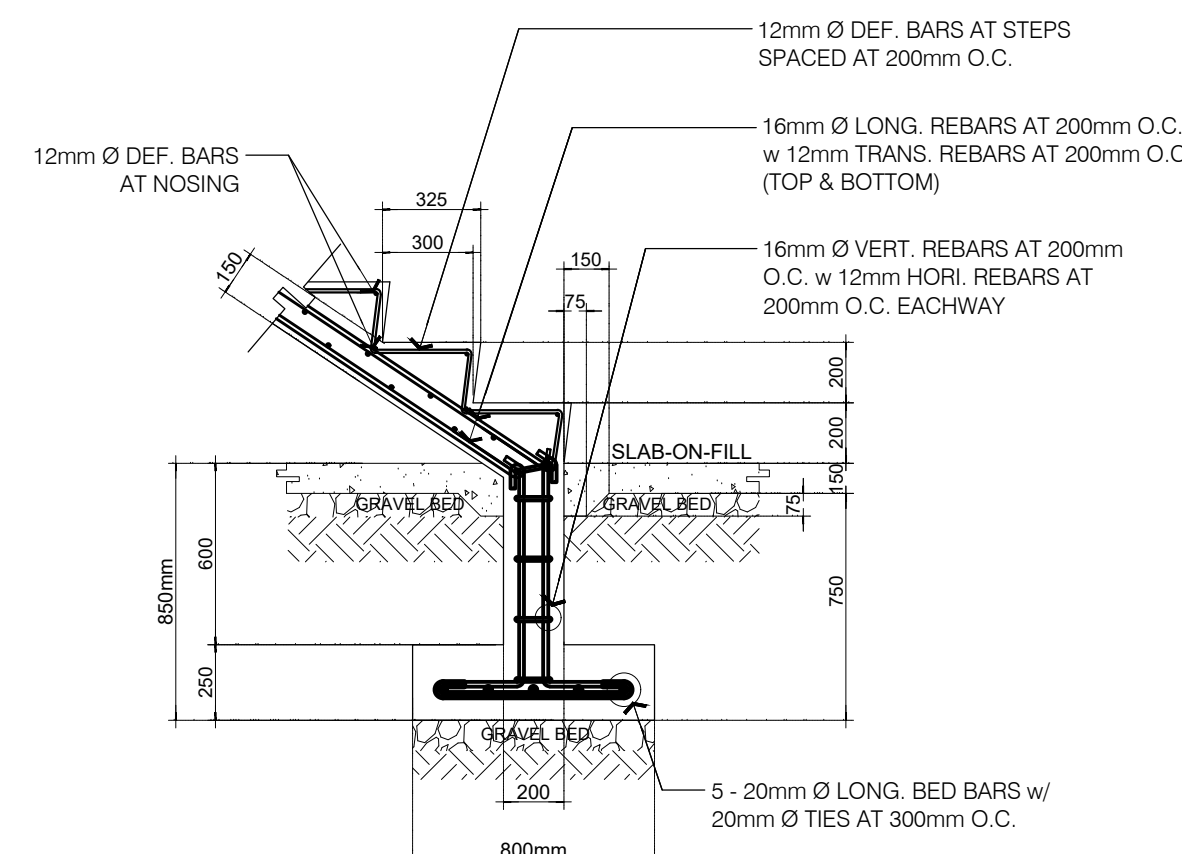


01 **TYPICAL BEAM / GIRDER LONGITUDINAL SECTION DETAIL**  
SCALE: NTS



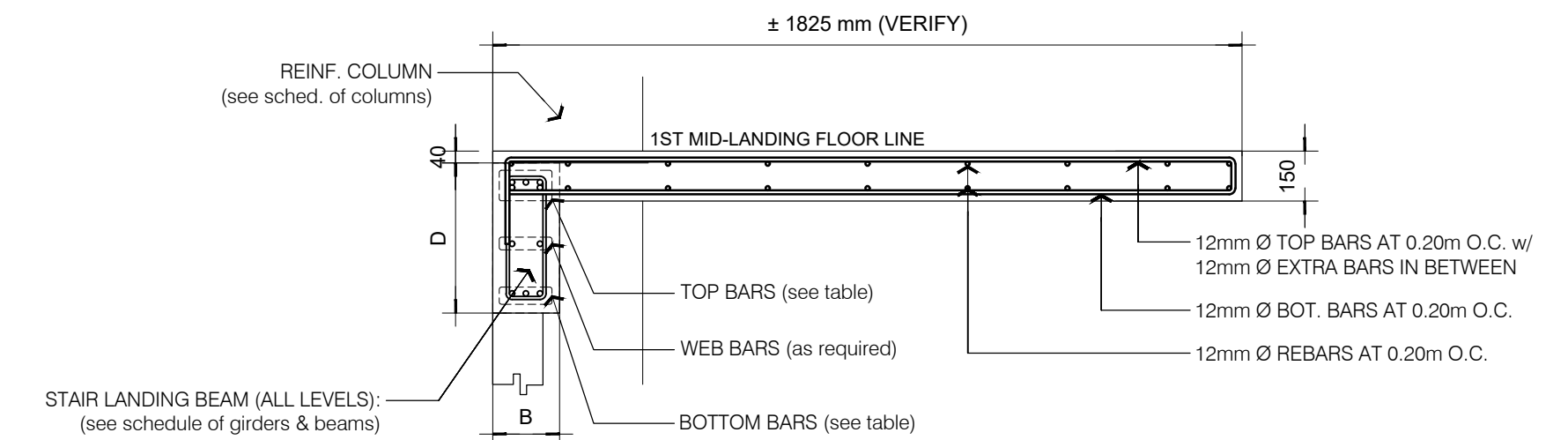
02 **TYPICAL BEAM SECTION DETAIL**  
SCALE: NTS

SCHEDULE OF STAIR LANDING BEAMS						
BEAM "MARK"	DIMENSIONS			REINFORCEMENTS		WEB BARS
	B (mm)	D (mm)		AT SUPPORTS	AT MIDSPAN	
SLB / 2SLB / 3SLB	300	400	TOP	3 - 20mm Ø CB + 2 - 20mm Ø EB	3 - 20mm Ø CB	2 - 16mm Ø CB
			BOT.	3 - 20mm Ø CB	3 - 20mm Ø CB + 2 - 20mm Ø EB	
STIRRUPS: 10mm Ø - 5 @ 50mm, 5 @ 75mm, 10 @ 100mm, REST @ 150mm O.C.						
f'c (concrete) : 3000 psi (21.0 MPa)						
fy (main rebars) : GRADE 33 (227 MPa)						
fy (stirrups) : GRADE 33 (227 MPa)						



NOTE: unless otherwise specified  
f'c (concrete) = 3000 psi or 21.0 MPa  
fy (rebars) = GRADE 33 or 227 MPa

03 **TYPICAL STAIR STEPS & FOOTING DETAIL**  
SCALE: 1/25



NOTE: unless otherwise specified  
1. PROVIDE DOWEL BARS TO ALL ADJACENT BEAMS, SLABS, OR WALLS FOR STAIR REBARS ANCHORAGE.  
2. SIZE OF DOWEL REBARS SHALL BE THE SAME WITH THE SIZE OF STAIR REBARS TO BE ANCHORED.

04 **MAIN STAIR MID-LANDING SLAB DETAIL (CANTILEVER TYPE SLAB)**  
SCALE: 1/20

**M.T. Ang**  
architectural designs  
PLANS • DESIGNS • ESTIMATES • CONSTRUCTION MANAGEMENT •  
DESIGNS BUILT • PLUMBING DESIGN  
27 P. ACHARON BOULEVARD, BRGY. DAD. SOUTH, GEN. SANTOS CITY ☎ 301-1917

MICHAEL T. ANG, fuap  
ARCHITECT

PRC: 8270  
VALIDITY: 08 MAY 2018  
IAPOA: 04440 141342 071615  
O.R. | DATE: 141342 | 16JULY15  
PTR: 6600933  
DATE ISS: 05 JAN 2016  
PLACE ISS: GSC  
TIN: 123-875-856

SECTION 33 of RA 9266 | Drawing & specifications & other contract documents duly signed, stamp or sealed, as instruments of service, are the intellectual property and documents of the architect, whether the object for which they are made is executed or not it shall be unlawful for any person to duplicate or to make copies of said documents for use in the repetition of & for other projects or buildings, whether executed partly or in whole, without the written consent of architect or author of said documents.

JAMES P. PACIS, PICE, ASEP  
CIVIL/STRUCTURAL ENGINEER  
P.R.C. No.: 52853 ASEP: 52853-111  
P.T.R. No.: 7212178 DATE: 01-11-2017  
ISS. AT: G.S.C. TIN No.: 102-900-986

PROJECT TITLE / LOCATION  
**DORMITORY BUILDING III  
SENIOR HIGH PROGRAM**  
PSHS-SOCCSKSARGEN Campus, Brgy. Paraiso,  
Koronadal City

APPROVED BY  
**CHUCHI P. GARGANERA, PH. D.**  
DIRECTOR III  
ADDRESS: PSHS-SOCCSKSARGEN Campus, Brgy. Paraiso, Koronadal City

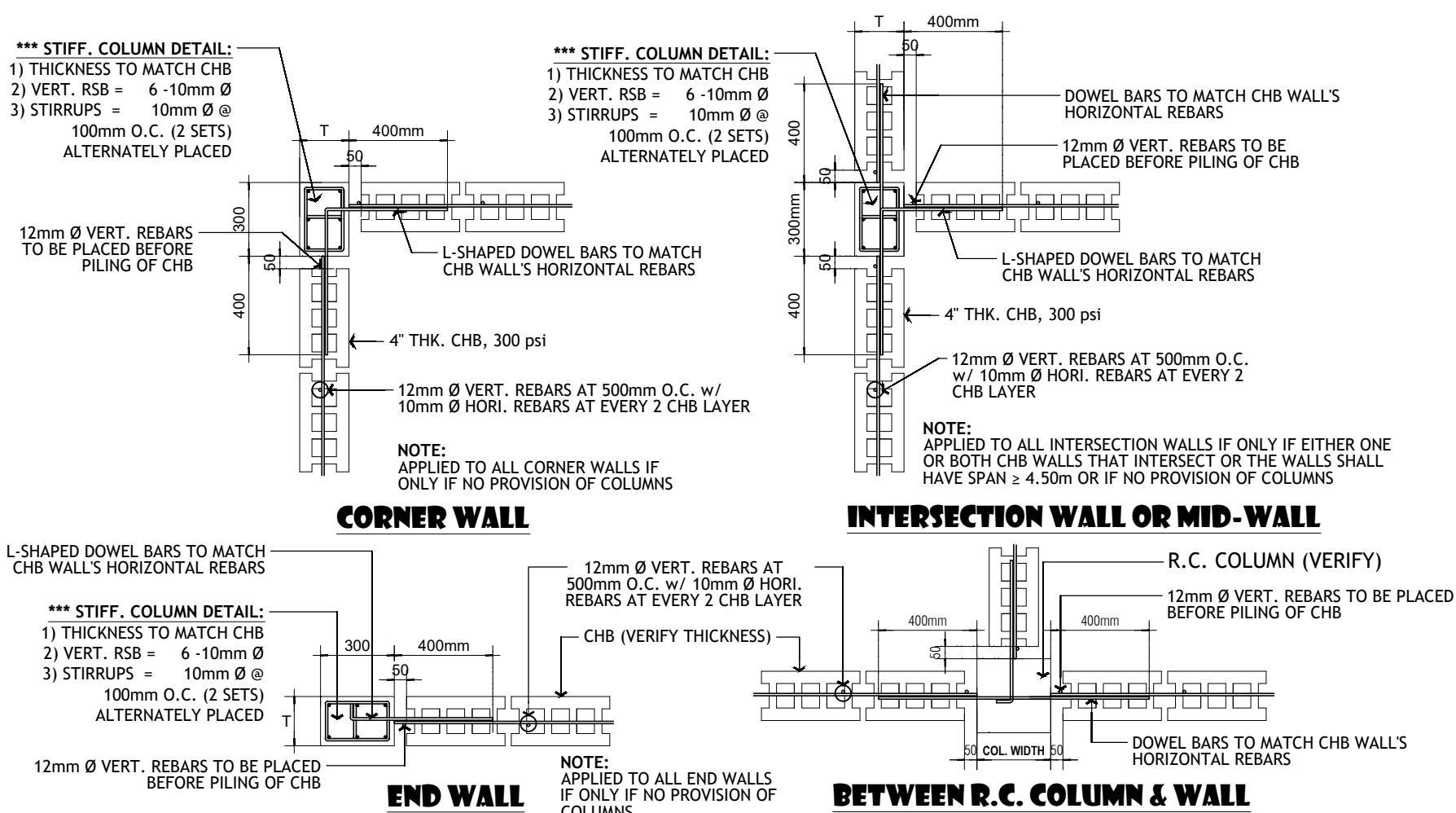
PREPARED BY:  
CHECKED BY:  
RESIDENT ENGINEER

SHEET NO.  
S-04  
16 39

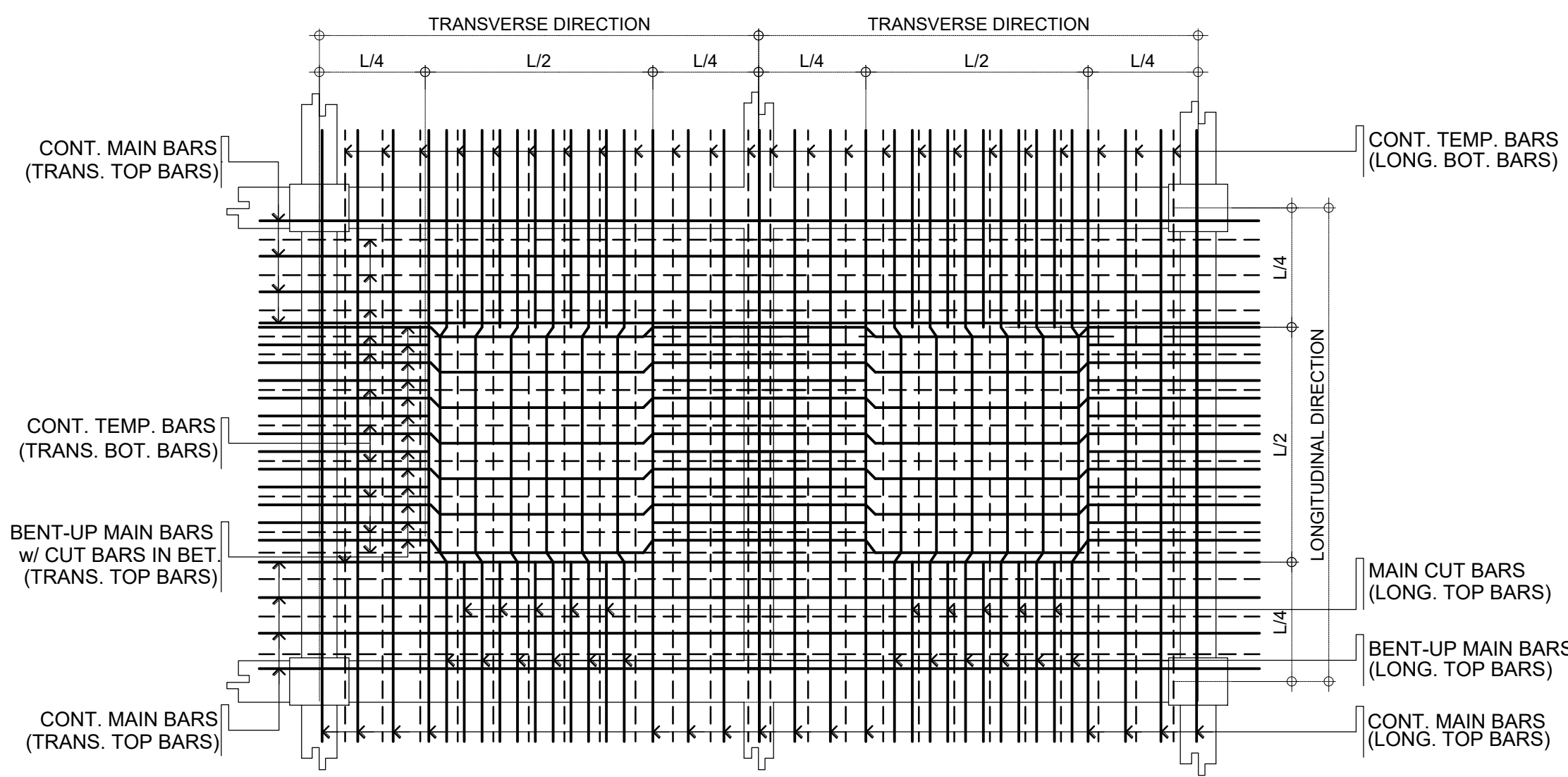


**SCHEDULE OF SUSPENDED SLABS**

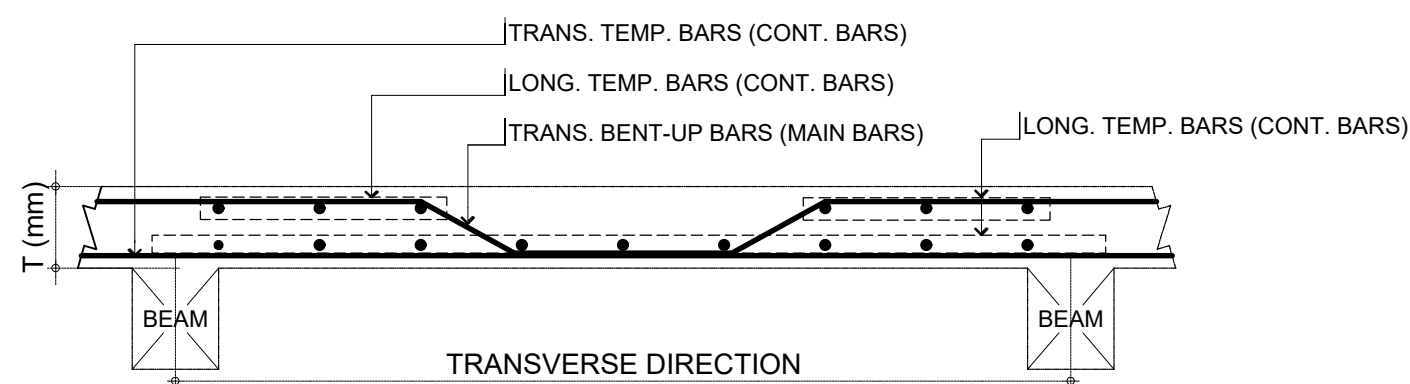
"MARK"	T (mm)	LOCATION	REINFORCEMENTS		REMARKS	f <sub>c</sub> (concrete)	f <sub>y</sub> (steel rebars)
			ALONG TRANSVERSE DIRECTION	ALONG LONGITUDINAL DIRECTION			
2S-1 / 3S-1	120	MAIN BARS	12mm Ø BENT-UP BARS AT 175mm O.C.	---	ONE-WAY SLAB	3000 psi or 21.0 MPa	GRADE 33 or 227 MPa
		TEMP. BARS	10mm Ø CONT. BARS AT 300mm O.C. (BOTTOM)	10mm Ø CONT. BARS AT 300mm O.C. (TOP & BOTTOM)			
2S-2 / 3S-2	120	MAIN BARS	10mm Ø BENT-UP BARS AT 300mm O.C. w/ 10mm Ø CUT BARS IN BETWEEN	10mm Ø BENT-UP BARS AT 300mm O.C. w/ 10mm Ø CUT BARS IN BETWEEN	TWO-WAY SLAB	3000 psi or 21.0 MPa	GRADE 33 or 227 MPa
		TEMP. BARS	10mm Ø CONT. BARS AT 300mm O.C. (BOTTOM)	10mm Ø CONT. BARS AT 300mm O.C. (BOTTOM)			
2S-3 / 3S-3 / RDS-2	120	MAIN BARS	12mm Ø BENT-UP BARS AT 300mm O.C. w/ 12mm Ø CUT BARS IN BETWEEN	12mm Ø BENT-UP BARS AT 300mm O.C. w/ 12mm Ø CUT BARS IN BETWEEN	TWO-WAY SLAB	3000 psi or 21.0 MPa	GRADE 33 or 227 MPa
		TEMP. BARS	12mm Ø CONT. BARS AT 300mm O.C. (BOTTOM)	12mm Ø CONT. BARS AT 300mm O.C. (TOP & BOTTOM)			
RDS-1	120	MAIN BARS	12mm Ø BENT-UP BARS AT 120mm O.C.	---	ONE-WAY SLAB	3000 psi or 21.0 MPa	GRADE 33 or 227 MPa
		TEMP. BARS	10mm Ø CONT. BARS AT 200mm O.C. (BOTTOM)	10mm Ø CONT. BARS AT 200mm O.C. (TOP & BOTTOM)			



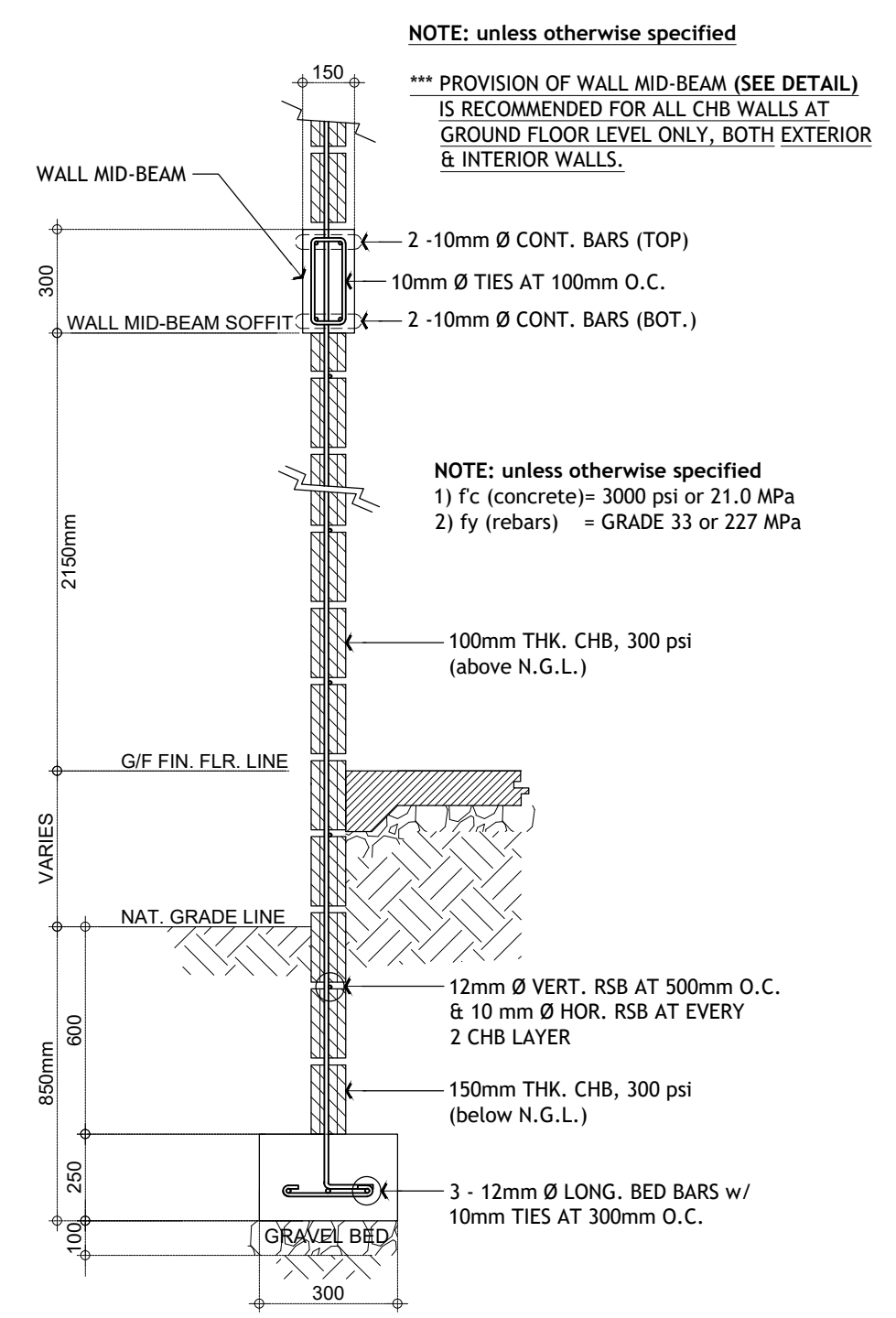
03 **TYP. CHB WALLS CONNECTION DETAILS (APPLIED TO ALL FLOOR LEVEL)**  
S-05 NOT DRAWN TO SCALE



01 **TYPICAL TWO-WAY SLAB DETAIL**  
S-05 NOT DRAWN TO SCALE



02 **TYPICAL ONE-WAY SLAB DETAIL**  
S-05 NOT DRAWN TO SCALE



04 **TYP. WALL FOOTING & MID-BEAM DET.**  
S-05 NOT DRAWN TO SCALE

**M.T. Ang**  
architectural designs  
PLANS • DESIGNS • ESTIMATES • CONSTRUCTION MANAGEMENT •  
DESIGNS BUILT • PLUMBING DESIGN  
27 P. ACHARON BOULEVARD, BRGY. DAD. SOUTH, GEN. SANTOS CITY ☎ No: 301-1917

**MICHAEL T. ANG, fuap**  
ARCHITECT

PRC:	8270
VALIDITY:	08 MAY 2018
IAPOA:	04440 141342 071615
O.R.   DATE:	141342   16JULY15
PTR:	6600933
DATE ISS:	05 JAN 2016
PLACE ISS:	GSC
TIN:	123-875-856

**SECTION 33 of RA 9266** | Drawing & specifications & other contract documents duly signed, stamp or sealed, as instruments of service, are the intellectual property and documents of the architect, whether the object for which they are made is executed or not it shall be unlawful for any person to duplicate or to make copies of said documents for use in the repetition of & for other projects or buildings, whether executed partly or in whole, without the written consent of architect or author of said documents.

**JAMES P. PACIS, PICE, ASEP**  
CIVIL/STRUCTURAL ENGINEER  
P.R.C. No.: 52853 ASEP: 52853-111  
P.T.R. No.: 7212178 DATE: 01-11-2017  
ISS. AT: G.S.C. T I N No.: 102-900-986

**PROJECT TITLE / LOCATION**  
**DORMITORY BUILDING III SENIOR HIGH PROGRAM**  
PSHS-SOCCSKSARGEN Campus, Brgy. Paraiso, Koronadal City

**APPROVED BY**  
**CHUCHI P. GARGANERA, PH. D.**  
DIRECTOR III  
**ADDRESS:** PSHS-SOCCSKSARGEN Campus, Brgy. Paraiso, Koronadal City

**PREPARED BY:**  
**CHECKED BY:**  
RESIDENT ENGINEER

SHEET NO.	
S-05	
17	39

**CONSTRUCTION NOTES:**

**A. GENERAL**

1. CONSTRUCTION NOTES AND TYPICAL DETAILS APPLY TO ALL DRAWINGS UNLESS OTHERWISE SHOWN OR NOTED. MODIFY TYPICAL DETAILS AS DIRECTED TO MEET SPECIAL CONDITIONS.
2. SHOP DRAWINGS WITH ERECTION AND PLACING DIAGRAMS OF ALL STRUCTURAL STEEL, MISCELLANEOUS IRON, PRE-CAST CONCRETE ETC SHALL BE SUBMITTED FOR ENGINEER'S APPROVAL BEFORE FABRICATION.
3. CONTRACTOR SHALL VERIFY ALL DIMENSIONS BEFORE ALL WORK IS TO BEGIN. CHECK WITH MECHANICAL AND ELECTRICAL CONTRACTORS FOR CONDUITS, PIPE SLEEVES, ETC TO BE EMBEDDED IN CONCRETE.
4. IT SHALL BE THE CONTRACTOR'S RESPONSIBILITY TO PROVIDE ADEQUATE SHORINGS AND BRACINGS OF THE STRUCTURE FOR ALL LOADS THAT MAYBE IMPOSED DURING CONSTRUCTION.

**B. CONCRETE & REINFORCEMENTS**

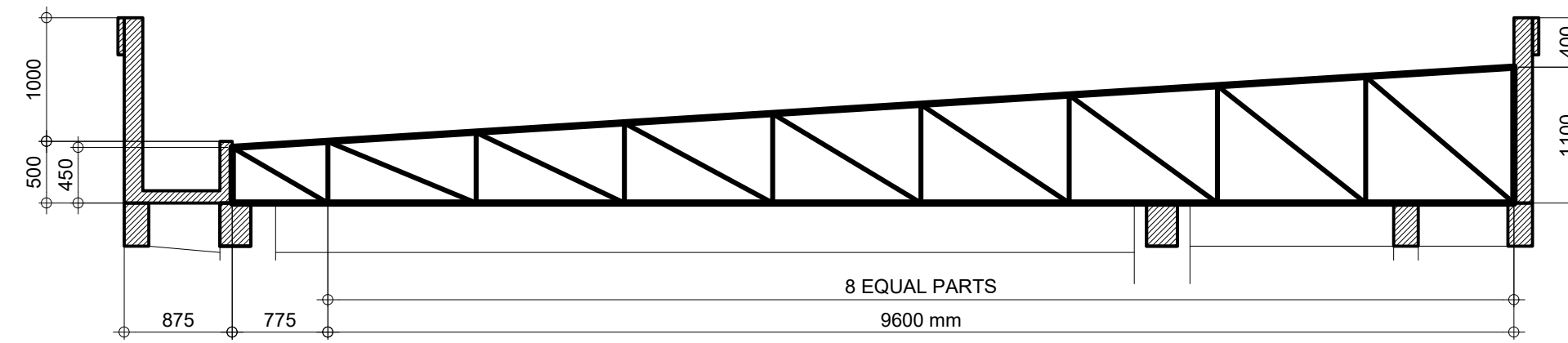
1. ALL MATERIALS AND WORKMANSHIP SHALL CONFORM WITH THE LATEST BUILDING CODE OF THE PHILS. AND BUILDING CODE OF AMERICAN CONCRETE INSTITUTE (ACI-318).
2. ALL CONCRETE SHALL DEVELOP A **MINIMUM** COMPRESSIVE STRENGTH ( $f'_c$ ) OF 3000 psi (21.0 MPa) AT THE END OF TWENTY-EIGHT (28) DAYS, UNLESS OTHERWISE SPECIFIED.
3. ALL REINFORCING BARS SHALL CONFORM TO THE ASTM A615 (PNS 49). ALL REINFORCING MAIN BARS, SECONDARY REBARS AND STIRRUPS OF ALL CONCRETE STRUCTURES SHALL HAVE A **MINIMUM** YIELD STRENGTH ( $f_y$ ) OF GRADE 33 (227 MPa), UNLESS OTHERWISE SPECIFIED.
4. MAINTAIN MINIMUM CONCRETE COVER FOR REINFORCING STEEL BARS AS FOLLOWS:
 

SUSPENDED SLABS .....	$\frac{3}{4}$ " (20mm)
SLAB-ON-FILL .....	1 $\frac{1}{2}$ " (40mm)
WALLS ABOVE GRADE & SHEARWALL .....	1" (25mm)
COLUMN & BEAMS STIRRUPS .....	1 $\frac{1}{2}$ " (40mm)
WHERE CONCRETE IS EXPOSED TO EARTH BUT POURED AGAINST FORMS .....	2" (50mm)
WHERE CONCRETE IS DEPOSITED DIRECTLY AGAINST EARTH .....	2" (75mm)
5. SPLICES SHALL BE SECURELY WIRED TOGETHER AND SHALL LAP OR EXTEND IN ACCORDANCE WITH THE ALLOWABLE LAP SPLICES AND ANCHORAGE LENGTH, UNLESS OTHERWISE SHOWN ON DRAWINGS. SPLICE SHALL BE STAGGERED WHENEVER POSSIBLE.
6. ALL ANCHOR BOLTS, DOWELS AND OTHER INSERTS, SHALL BE PROPERLY POSITIONED AND SECURED IN PLACE PRIOR TO PLACING OF CONCRETE.
7. ALL CONCRETE SHALL BE KEPT MOIST FOR A MINIMUM OF SEVEN (7) CONSECUTIVE DAYS IMMEDIATELY AFTER POURING BY THE USE OF WET BURLAP FOG SPRAYING, CURING COMPOUND OR OTHER ANY APPROVED METHODS.
8. STRIPPING OF FORMS AND SHORES SHALL BE:
 

FOUNDATION.....	24 HOURS
SUSPENDED SLABS EXCEPT WHEN ADDITIONAL LOADS ARE IMPOSED .....	8 DAYS
WALLS .....	18 HOURS
BEAMS & COLUMNS .....	14 DAYS

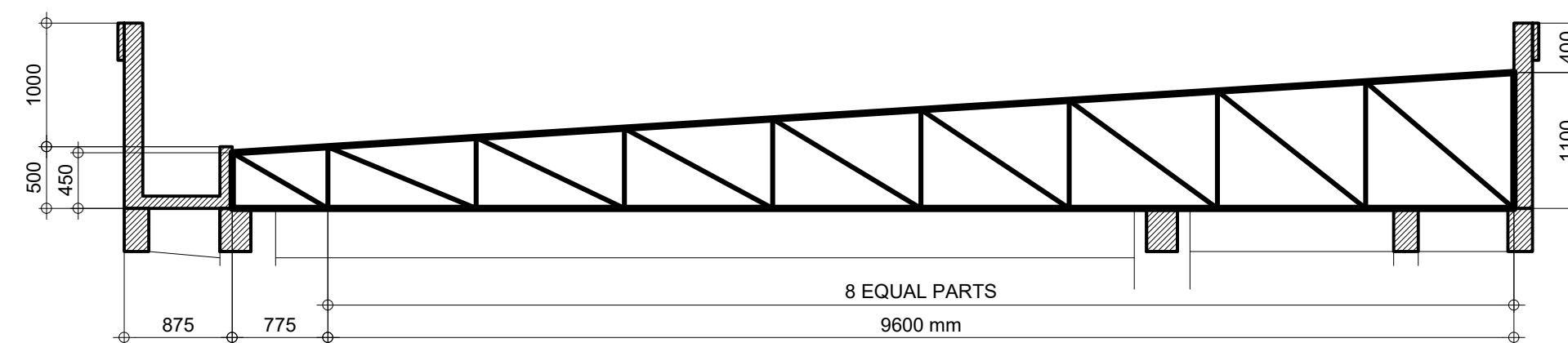
**C. FOUNDATION**

1. FOUNDATION IS DESIGNED FOR A MINIMUM ALLOWABLE SOIL BEARING CAPACITY OF 110.0 kPa.
2. FOUNDATION SHALL REST ON NATURAL SOIL, UNLESS OTHERWISE NOTED BY THE STRUCTURAL ENGINEER. NO PART OF THE FOUNDATION SHALL REST ON FILL.
3. THE CONTRACTOR SHALL NOTIFY THE ENGINEER AFTER FOOTING EXCAVATION HAVE BEEN COMPLETED AND PRIOR TO CONCRETING TO CONFIRM THE DESIGN SOIL BEARING CAPACITY.

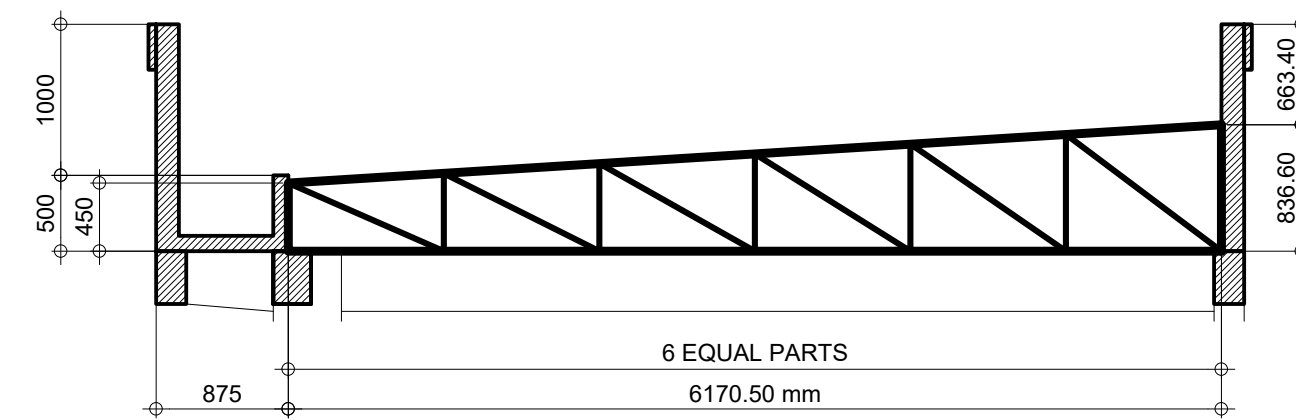


01 HALF-TRUSS HT-01 DETAIL  
S-06 SCALE: 1:50

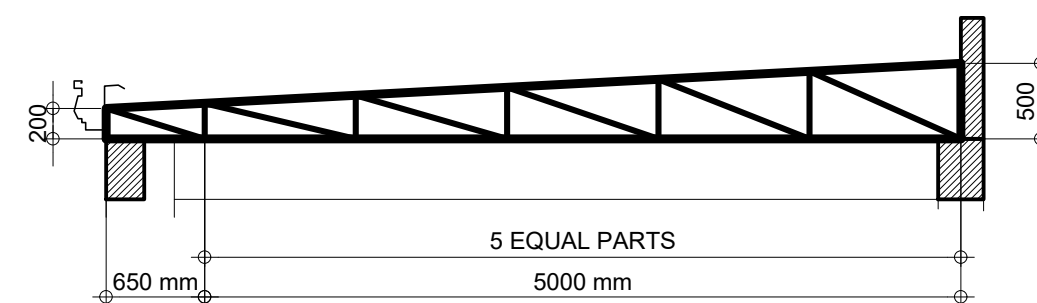
- NOTE: unless otherwise specified
- 1) PROVIDE 10mm U-BENT DOWEL BARS SPACED AT EVERY TRUSS VERTICAL WEB MEMBERS FOR ADDITIONAL SUPPORTS OF TRUSSES.
  - 2) DOWEL BARS SHALL BE EMBEDDED TO ROOF BEAM AT 150mm DEPTH TO BE APPLIED WITH INJECTABLE EPOXY MORTAR, HILTI OR ANY APPROVED EQUAL.
  - 3) TYPICAL TO ALL TRUSSES IF PLACED ON TOP OF COLUMNS AND ROOF BEAMS
  - 4) TYPICAL TO OTHER SIDE OF TRUSS SUPPORTS
  - 5) DOWEL BARS SHALL BE FULLY-WELDED TO TRUSS MEMBERS IN CONTACT.



02 HALF-TRUSS HT-02 DETAIL  
S-06 SCALE: 1:50



03 HALF-TRUSS HT-03 DETAIL  
S-06 SCALE: 1:50

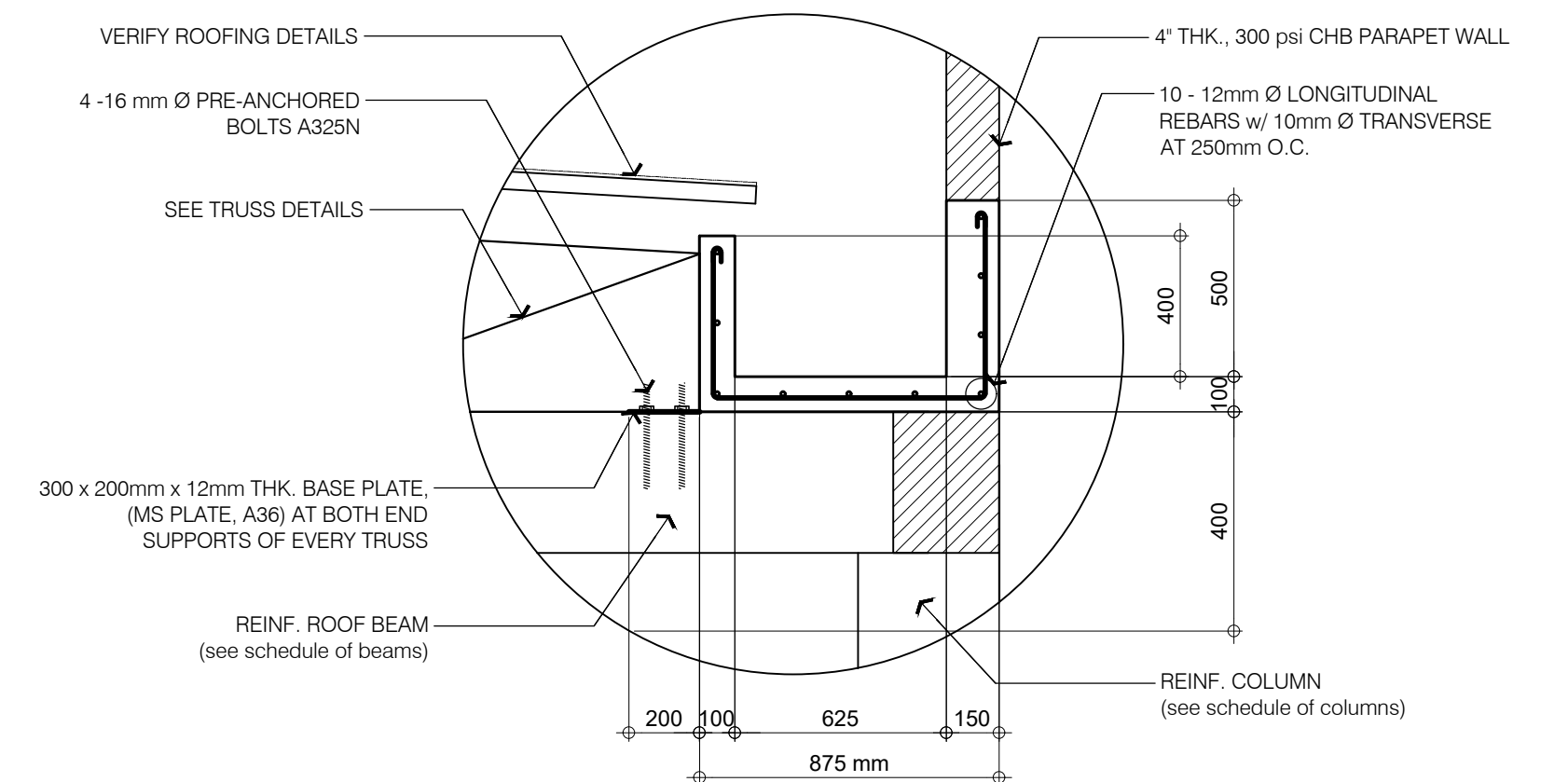


04 HALF-TRUSS HT-04 DETAIL  
S-06 SCALE: 1:50

SCHEDULE OF TRUSS & ROOF FRAMING		
DESIGNATION	LOCATION	SPECIFICATIONS
HT-01	TOP/BOTTOM CHORDS	2 L - 6 mm THK. x 2" x 2" ANGLE BAR
	WEB MEMBERS	1 L - 6 mm THK. x 1 1/2" x 1 1/2" ANGLE BAR
HT-02 HT-03 HT-04	TOP/BOTTOM CHORDS	1 L - 6 mm THK. x 2" x 2" ANGLE BAR
	WEB MEMBERS	1 L - 6 mm THK. x 1 1/2" x 1 1/2" ANGLE BAR
CLEATS		4.5mm THK. x 2" x 2" ANGLE BAR
PURLINS		1.5mm THK. x 2" x 6" CEE-PURLINS AT 700mm O.C.
SAGROD		2 - 10mm PLAIN ROUND BAR AT MIDSPAN
CROSS-BRACE		12mm Ø PLAIN ROUND BAR w/ 12mm Ø TURNBUCKLE AT ONE END

**A. STEEL STRUCTURES GENERAL NOTES**

- 1) All steel members should conform with ASTM A 36 Steel Specifications.
- 2) Welds should be E 60 Electrodes and should conform to the Standard Code for Welding in Building Construction. All welds shall develop at least 100% of the structural steel member strength.
- 3) In actual fabrication of steel trusses, members meeting at a point shall have their gravity axis intersect as nearly as practicable at a common point to avoid eccentricity.
- 4) The Contractor shall verify all dimensions and conditions at the site before proceeding with the work.
- 5) The Contractor shall provide temporary erection bracing and shoring for all structural members as required for structural stability during all phases of construction.
- 6) The Contractor shall be responsible for the accurate location of all steel works including items used to attach materials to other parts of the work.
- 7) The Contractor shall see to it that any or all items of work which are to be built into the works of other trades are installed at the proper time.
- 8) The Contractor shall submit for approval samples, shop and erection drawings, showing in detail the proposed design, fabrication and erection. No work shall be started until these samples and drawings have been approved.

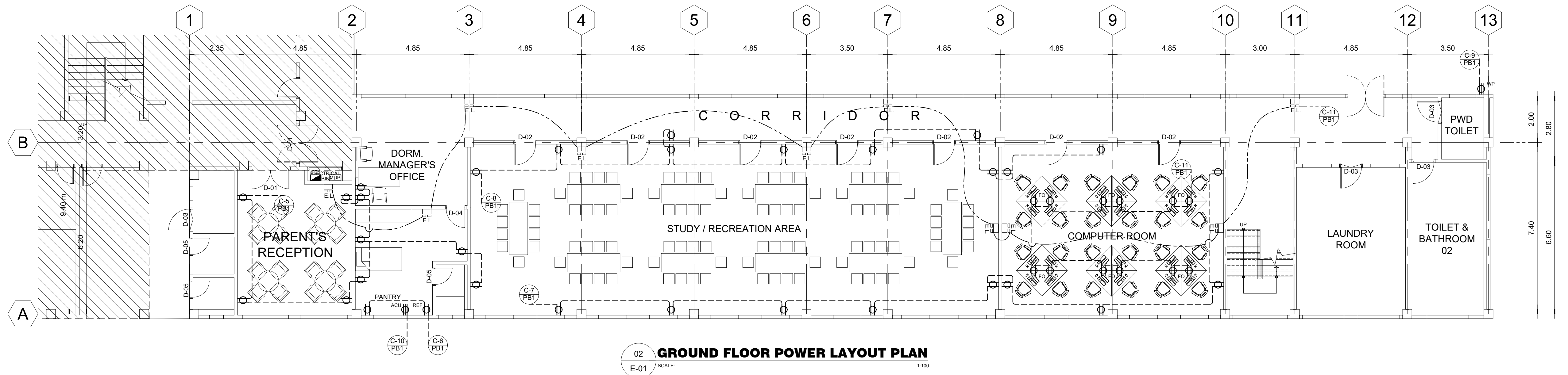
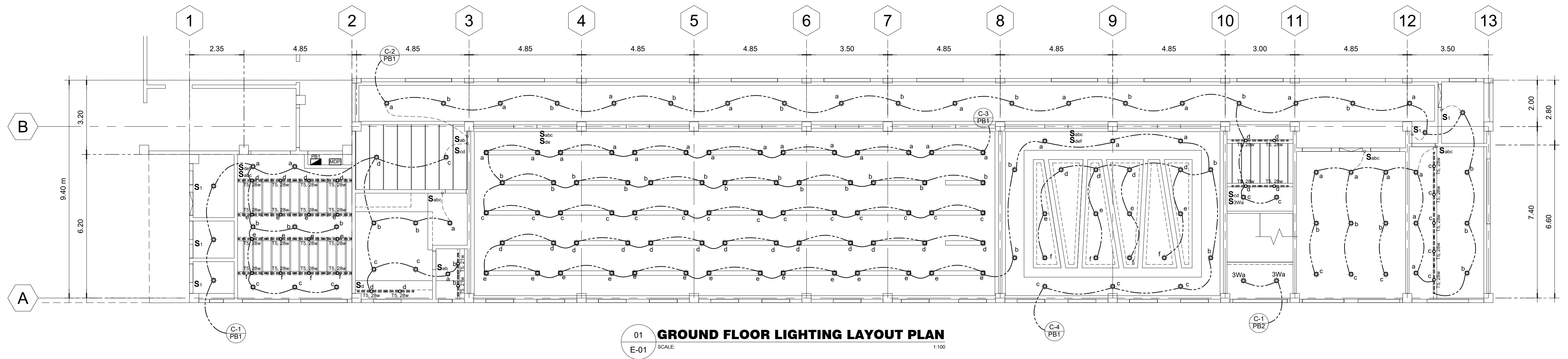


- NOTE: unless otherwise specified  
 $f'_c$  (concrete) = 3500 psi or 24 MPa  
 $f_y$  (rebars) = GRADE 40 or 275 MPa

05 CONCRETE GUTTER DETAIL  
S-06 SCALE: NTS

<p>PLANS • DESIGNS • ESTIMATES • CONSTRUCTION MANAGEMENT • DESIGNS BUILT • PLUMBING DESIGN</p> <p>27 P. ACHARON BOULEVARD, BRGY. DAD. SOUTH, GEN. SANTOS CITY ☎ No: 301-1917</p>	<p>PRC: 8270                  VALIDITY: 08 MAY 2018                  IAPOA: 04440 141342 071615                  O.R.   DATE: 141342   16JULY15                  PTR: 6600933                  DATE ISS: 05 JAN 2016                  PLACE ISS: GSC                  TIN: 123-875-856</p>	<p>SECTION 33 of RA 9266   Drawing &amp; specifications &amp; other contract documents duly signed, stamped or sealed, as instruments of service, are the intellectual property and documents of the architect, whether the object for which they are made is executed or not it shall be unlawful for any person to duplicate or to make copies of said documents for use in the repetition of &amp; for other projects or buildings, whether executed partly or in whole, without the written consent of architect or author of said documents.</p>	<p>JAMES P. PACIS, P.Eng., ASEP                  CIVIL/STRUCTURAL ENGINEER                  P.R.C. No.: 52853 ASEP: 52853-111                  P.T.R. No.: 7212178 DATE: 01-11-2017                  ISS. AT: G.S.C. T I N No.: 102-900-986</p>	<p>PROJECT TITLE / LOCATION  <b>DORMITORY BUILDING III SENIOR HIGH PROGRAM</b>                  PSHS-SOCCSKSARGEN Campus, Brgy. Paraiso, Koronadal City</p>	<p>APPROVED BY  <b>CHUCHI P. GARGANERA, PH. D.</b>                  DIRECTOR III                  ADDRESS: PSHS-SOCCSKSARGEN Campus, Brgy. Paraiso, Koronadal City</p>	<p>PREPARED BY:                  _____                  CHECKED BY:                  _____                  RESIDENT ENGINEER</p>	<p>SHEET NO.                  S-06                  18 39</p>

LEGEND :			
	— CIRCUIT HOMERUN		— T5 FLUORESCENT LIGHT
	— PANEL BOARD		— 2-GANG CONVENIENCE OUTLET
	— 2 x 40 watts FLUORESCENT LAMP RECESSED TYPE WITH REFLECTOR		— AIRCON. OUTLET
	— 1 x 40 watts FLUORESCENT LAMP RECESSED TYPE WITH REFLECTOR		— FLOOR OUTLETS
	— 3U PINLIGHT, 18w		— EMERGENCY LIGHTS



**M.T. Ang**  
architectural designs  
PLANS • DESIGNS • ESTIMATES • CONSTRUCTION MANAGEMENT •  
DESIGNS BUILT • PLUMBING DESIGN  
27 P. ACHARON BOULEVARD, BRGY. DAD. SOUTH, GEN. SANTOS CITY ☎: 301-1917

MICHAEL T. ANG, fuap  
ARCHITECT

PRC: 8270  
VALIDITY: 08 MAY 2018  
IAPOA: 04440 141342 071615  
O.R. | DATE: 141342 | 16JULY15  
PTR: 7193602  
DATE ISS: 10 JAN 2017  
PLACE ISS: GSC  
TIN: 123-875-856

SECTION 33 of RA 9266 | Drawing & specifications & other contract documents duly signed, stamp or sealed, as instruments of service, are the intellectual property and documents of the architect, whether the object for which they are made is executed or not it shall be unlawful for any person to duplicate or to make copies of said documents for use in the repetition of & for other projects or buildings, whether executed party or in whole, without the written consent of architect or author of said documents.

FERNANDO G. OCAT  
PROF. ELECTRICAL ENGINEER  
PRC Reg.No.: 2228 PTR No.: 7178915  
TIN No.: 130-297-471 Date: 1/06/17 Iss.: GSC

PROJECT TITLE / LOCATION  
**DORMITORY BUILDING III SENIOR HIGH PROGRAM**  
PSHS-SOCCSKSARGEN Campus, Brgy. Paraiso, Koronadal City

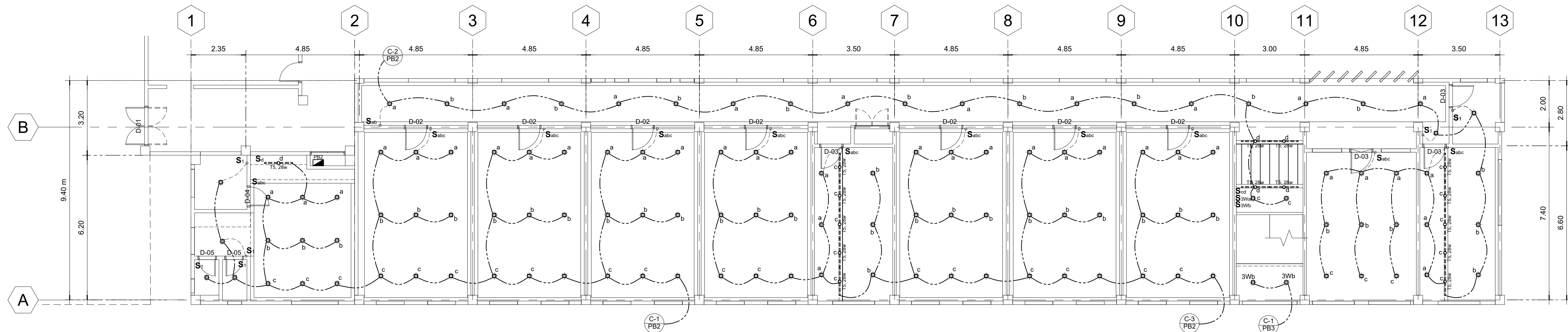
APPROVED BY  
**CHUCHI P. GARGANERA, PH. D.**  
OWNER  
ADDRESS: PSHS-SOCCSKSARGEN Campus, Brgy. Paraiso, Koronadal City

PREPARED BY:  
DESIGN STAFF  
CHECKED BY:  
**RANILE ESPINA CORDOVA, uap**  
SENIOR DESIGN ARCHITECT

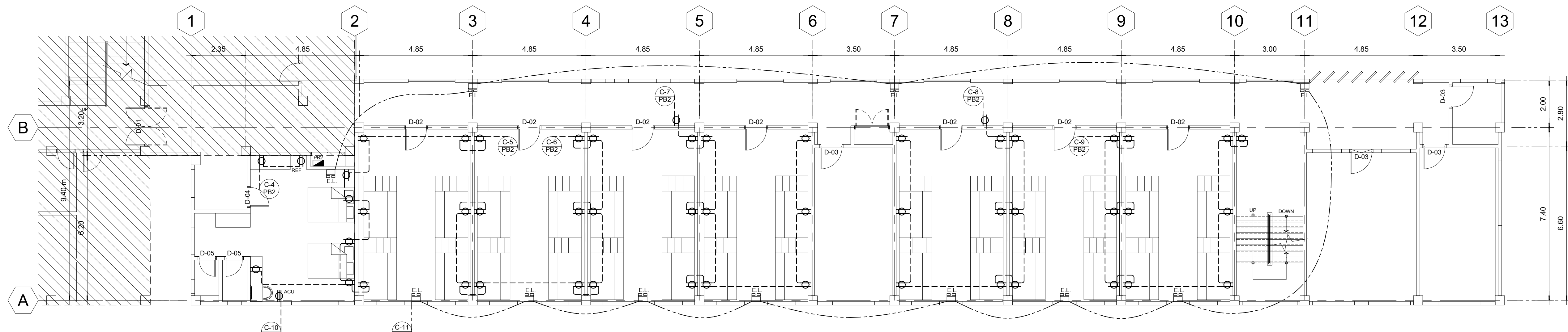
SHEET NO.  
E-01  
19 39



LEGEND :			
	— CIRCUIT HOMERUN		— T5 FLUORESCENT LIGHT
	— PANEL BOARD		— 2-GANG CONVENIENCE OUTLET
	— 2 x 40 watts FLUORESCENT LAMP RECESSED TYPE WITH REFLECTOR		— AIRCON. OUTLET
	— 1 x 40 watts FLUORESCENT LAMP RECESSED TYPE WITH REFLECTOR		— FLOOR OUTLETS
	— 3U PINLIGHT, 18w		— EMERGENCY LIGHTS



01 **SECOND FLOOR LIGHTING LAYOUT PLAN**  
E-02 SCALE: 1:100



02 **SECOND FLOOR POWER LAYOUT PLAN**  
E-02 SCALE: 1:100

**M.T. Ang**  
architectural designs  
PLANS • DESIGNS • ESTIMATES • CONSTRUCTION MANAGEMENT •  
DESIGNS BUILT • PLUMBING DESIGN  
27 P. ACHARON BOULEVARD, BRGY. DAD. SOUTH, GEN. SANTOS CITY ☎ No: 301-1917

**MICHAEL T. ANG, fuap**  
ARCHITECT

PRC:	8270
VALIDITY	08 MAY 2018
IAPOA:	04440 141342 071615
O.R.   DATE	141342   16JULY15
PTR	7193602
DATE ISS.	10 JAN 2017
PLACE ISS.	GSC
TIN	123-875-856

**SECTION 33 of RA 9266** | Drawing & specifications & other contract documents duly signed, stamp or sealed, as instruments of service, are the intellectual property and documents of the architect, whether the object for which they are made is executed or not it shall be unlawful for any person to duplicate or to make copies of said documents for use in the repetition of & for other projects or buildings, whether executed partly or in whole, without the written consent of architect or author of said documents.

**FERNANDO G. OCAT**  
PROF. ELECTRICAL ENGINEER  
PRC Reg.No.: 2228 PTR No.: 7178915  
TIN No.: 130-297-471 Date: 1/06/17 Iss.: GSC

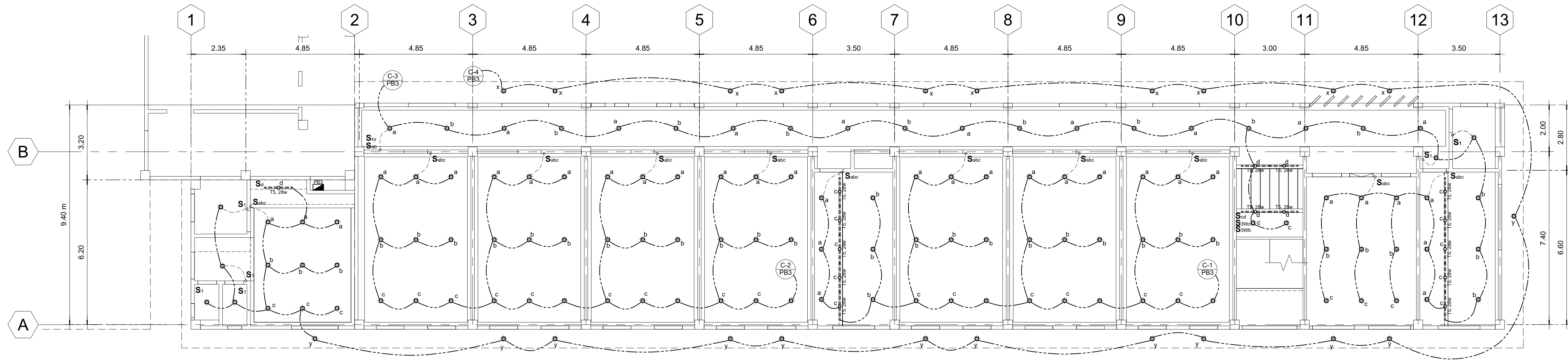
**PROJECT TITLE / LOCATION**  
**DORMITORY BUILDING III SENIOR HIGH PROGRAM**  
PSHS-SOCCSKSARGEN Campus, Brgy. Paraiso, Koronadal City

**APPROVED BY**  
**CHUCHI P. GARGANERA, PH. D.**  
OWNER  
ADDRESS: PSHS-SOCCSKSARGEN Campus, Brgy. Paraiso, Koronadal City

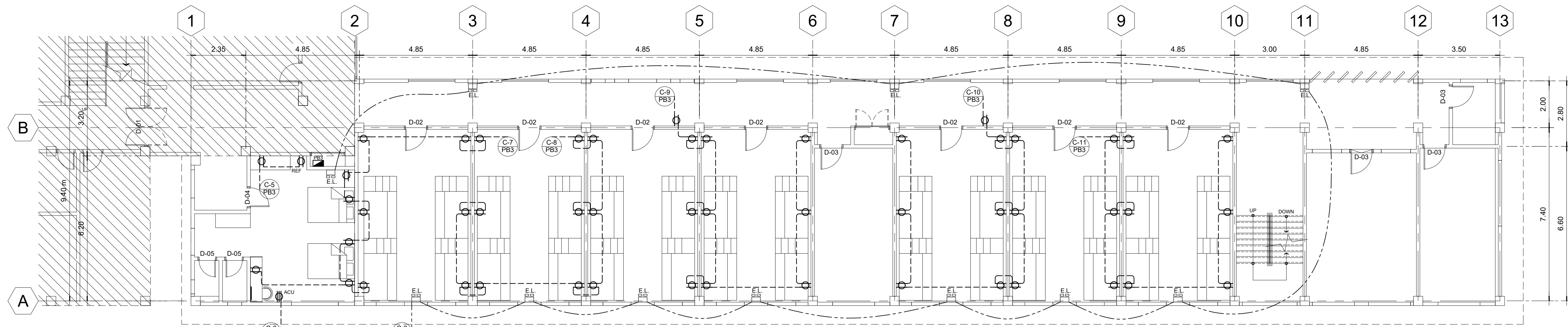
**PREPARED BY:**  
DESIGN STAFF  
**CHECKED BY:**  
**RANILE ESPINA CORDOVA, uap**  
SENIOR DESIGN ARCHITECT

<b>SHEET NO.</b>	
E-02	
20	39

LEGEND :			
	— CIRCUIT HOMERUN		— T5 FLUORESCENT LIGHT
	— PANEL BOARD		— 2-GANG CONVENIENCE OUTLET
	— 2 x 40 watts FLUORESCENT LAMP RECESSED TYPE WITH REFLECTOR		— AIRCON. OUTLET
	— 1 x 40 watts FLUORESCENT LAMP RECESSED TYPE WITH REFLECTOR		— FLOOR OUTLETS
	— 3U PINLIGHT, 18w		— EMERGENCY LIGHTS



01 **THIRD FLOOR LIGHTING LAYOUT PLAN**  
E-03 SCALE: 1:100



02 **THIRD FLOOR POWER LAYOUT PLAN**  
E-03 SCALE: 1:100

**M.T. Ang**  
architectural designs  
PLANS • DESIGNS • ESTIMATES • CONSTRUCTION MANAGEMENT •  
DESIGNS BUILT • PLUMBING DESIGN  
27 P. ACHARON BOULEVARD, BRGY. DAD. SOUTH, GEN. SANTOS CITY ☎ No: 301-1917

MICHAEL T. ANG, fuap  
ARCHITECT

PRC:	8270
VALIDITY:	08 MAY 2018
IAPOA:	04440 141342 071615
O.R.   DATE:	141342   16JULY15
PTR:	7193602
DATE ISS:	10 JAN 2017
PLACE ISS:	GSC
TIN:	123-875-856

SECTION 33 of RA 9266 | Drawing & specifications & other contract documents duly signed, stamp or sealed, as instruments of service, are the intellectual property and documents of the architect, whether the object for which they are made is executed or not it shall be unlawful for any person to duplicate or to make copies of said documents for use in the repetition of & for other projects or buildings, whether executed party or in whole, without the written consent of architect or author of said documents.

FERNANDO G. OCAT  
PROF. ELECTRICAL ENGINEER  
PRC Reg.No.: 2228 PTR No.: 7178915  
TIN No.: 130-297-471 Date: 1/06/17 Iss.: GSC

PROJECT TITLE / LOCATION  
**DORMITORY BUILDING III SENIOR HIGH PROGRAM**  
PSHS-SOCCSKSARGEN Campus, Brgy. Paraiso, Koronadal City

APPROVED BY  
**CHUCHI P. GARGANERA, PH. D.**  
OWNER  
ADDRESS: PSHS-SOCCSKSARGEN Campus, Brgy. Paraiso, Koronadal City

PREPARED BY:  
DESIGN STAFF  
CHECKED BY:  
**RANILE ESPINA CORDOVA, uap**  
SENIOR DESIGN ARCHITECT

SHEET NO.	E-03
	21 39

**SCHEDULE OF LOADS & COMPUTATIONS (PB-1)**

CIRCUIT NO.	DESCRIPTION	NO. OF OUTLETS			RATING W/VA/HP	AMPERES		SWITCHES						SIZE OF WIRES & CONDUITS	LENGTH OF WIRE (M)	Resistance ( Ohm/m )	VOLTAGE DROP (V)	CIRCUIT PROTECTION			VOLTAGE
		L.O.	C.O.	OTHERS		S1	S2	S3	S4	S5	S6	AT	AF					POLE			
C1	LIGHTING	39			1950 W	8.86		4	2	3				2 - 3.5mm <sup>2</sup> THHN WIRES / 1/2" RSC	15.01	0.00506	0.6732	20	30	2	230
C2	LIGHTING	47			2350 W		10.68	2	2	2				2 - 3.5mm <sup>2</sup> THHN WIRES / 1/2" RSC	70.10	0.00506	3.7889	20	30	2	230
C3	LIGHTING	41			2050 W		9.32			1				2 - 3.5mm <sup>2</sup> THHN WIRES / 1/2" RSC	30.91	0.00506	1.4574	20	30	2	230
C4	LIGHTING	49			2450 W	11.14		1	2					2 - 3.5mm <sup>2</sup> THHN WIRES / 1/2" RSC	56.95	0.00506	3.2091	20	30	2	230
C5	CONVENIENCE OUTLETS		10		2000 W		9.09							2 - 3.5mm <sup>2</sup> THHN WIRES / 1/2" RSC	17.36	0.00506	0.7986	20	30	2	230
C6	REF. & CONV. OUTLETS		2		1700 W		7.73							2 - 5.5mm <sup>2</sup> THHN WIRES / 3/4" RSC	10.49	0.00324	0.2626	30	40	2	230
C7	CONVENIENCE OUTLETS		9		1800 W	8.18								2 - 3.5mm <sup>2</sup> THHN WIRES / 1/2" RSC	49.42	0.00506	2.0460	20	30	2	230
C8	CONVENIENCE OUTLETS		10		2000 W		9.09							2 - 3.5mm <sup>2</sup> THHN WIRES / 1/2" RSC	30.04	0.00506	1.3818	20	30	2	230
C9	WATER PUMP			1	1.5 HP		10.00							2 - 5.5mm <sup>2</sup> THHN WIRES / 3/4" RSC	52.19	0.00324	1.6910	30	40	2	230
C10	ACU (WINDOW TYPE)			1	1.5 HP	10.00								2 - 5.5mm <sup>2</sup> THHN WIRES / 3/4" RSC	9.38	0.00324	0.3039	30	40	2	230
C11	EMERGENCY LIGHTS		10		750 W		3.41							2 - 2.0mm <sup>2</sup> THHN WIRES / 1/2" RSC	2.50	0.009	0.0767	15	20	2	230
C12	SPARE				1000 W		4.55							2 - 5.5mm <sup>2</sup> THHN WIRES / 3/4" RSC	2.50	0.00324	0.0368	30	40	2	230
<b>TOTAL</b>		<b>176</b>	<b>41</b>	<b>2</b>		<b>38.18</b>	<b>32.27</b>	<b>31.59</b>	<b>6</b>	<b>5</b>	<b>8</b>		<b>3 - 14mm<sup>2</sup> THHN WIRE IN 1 1/4" RSC PIPE</b>	<b>2.50</b>	<b>0.05738</b>	<b>6.5284</b>	<b>60</b>	<b>75</b>	<b>3</b>	<b>230</b>	

**SIZE OF FEEDER:**

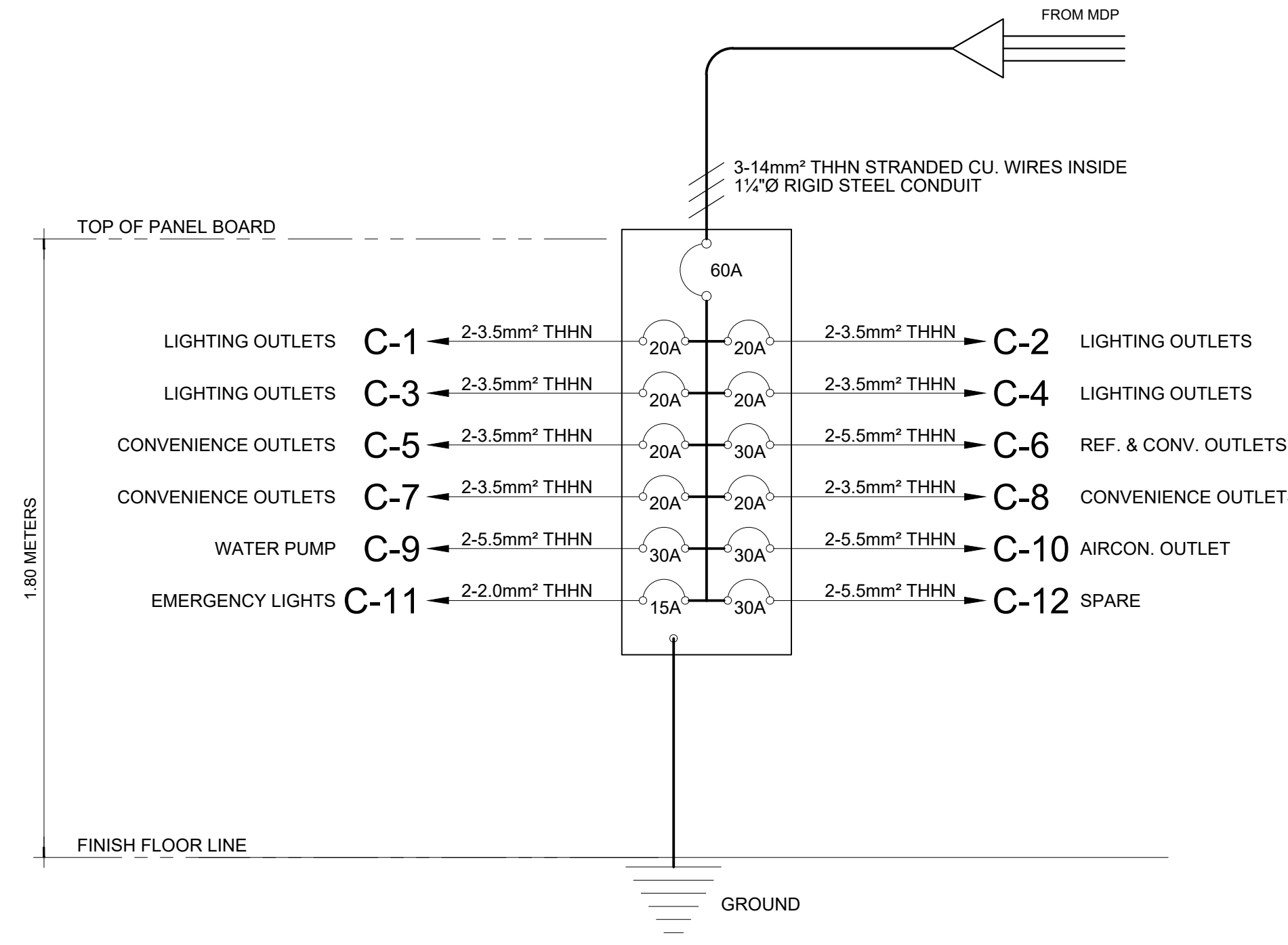
$$\geq A [ 38.18 + (25\% \times 11.14 A) ]$$

$$\geq 40.9659 \text{ AMPERES}$$

**USE: 3 - 14mm<sup>2</sup> THHN WIRE IN 1 1/4" RSC PIPE**

**ELECTRICAL NOTES AND SPECIFICATIONS:**

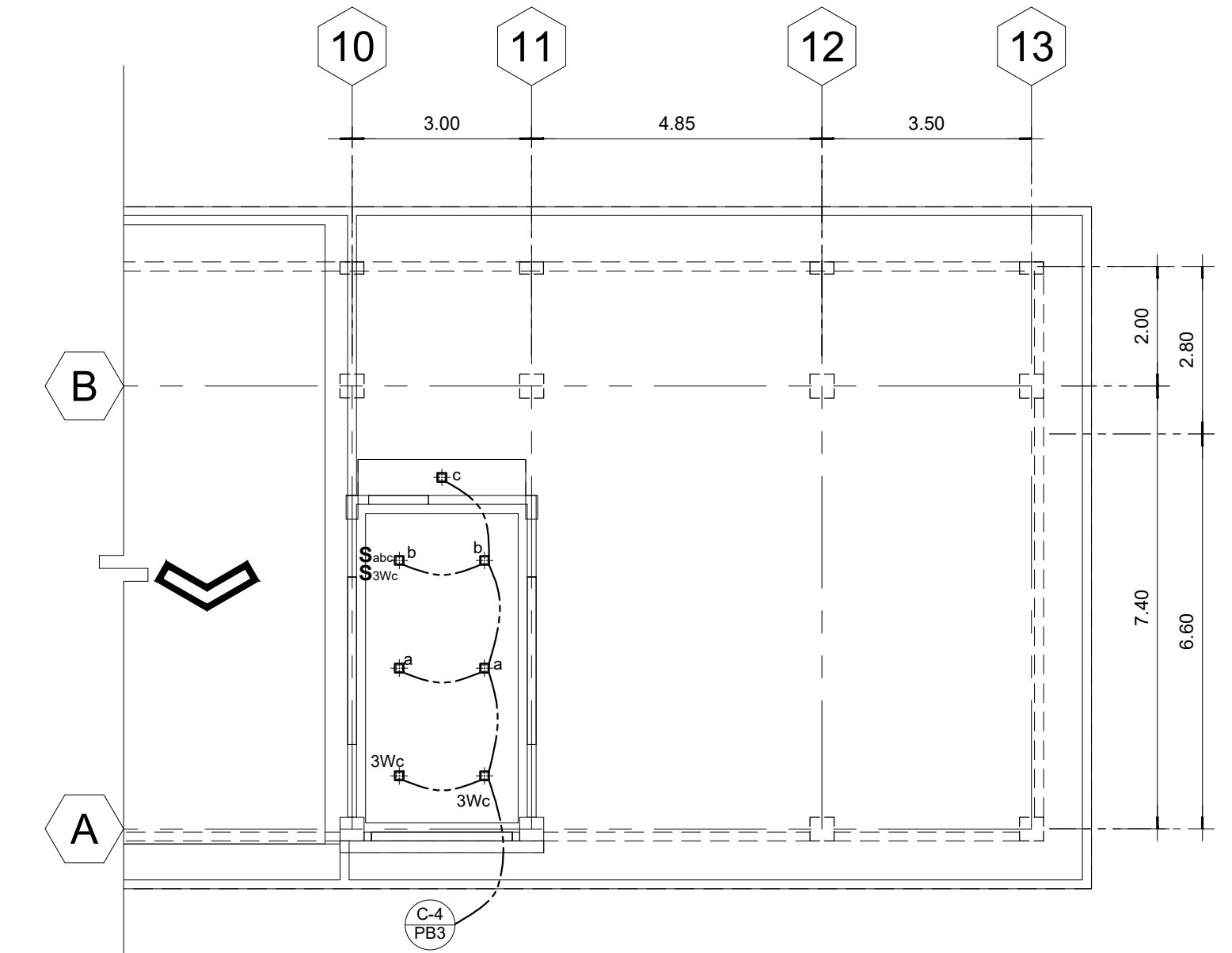
- ALL ELECTRICAL INSTALLATION SHALL BE DONE IN ACCORDANCE WITH THE LATEST EDITION OF THE PHILIPPINE ELECTRICAL CODE AND THE RULES AND REGULATIONS OF THE OFFICE OF THE BUILDING OFFICIAL INCHARGE IN ENFORCING THE CODE.
- NO WIRE SMALLER THAN 2.0mm<sup>2</sup> SHALL BE USED.
- UNLESS OTHERWISE SPECIFIED, PULL BOXES SHALL BE PROVIDED WHENEVER REQUIRED AND NECESSARY ALTHOUGH SUCH BOXES ARE NOT INDICATED ON THE PLANS.
- ALL MATERIALS AND REQUIREMENTS TO BE USED SHALL BE NEW AND OF APPROVED TYPE AS TO LOCATION AND PURPOSES.
- ALL METAL FRAMES SHALL BE PROPERLY AND ADEQUATELY GROUNDED.
- SERVICE VOLTAGE SHALL BE 220volts, SINGLE PHASE, 60 Hz.
- THE ACTUAL LOCATION OF POWER SERVICE ENTRANCE SHALL BE VERIFIED AND ORIENTED FOR CONNECTION OF POWER SUPPLY.
- VERIFY ALL DIMENSIONAL LOCATION OF FIXTURES, OUTLETS, EQUIPMENTS ON OTHER DRAWINGS OF RELATED TRADES AND INVESTIGATE ALL POSSIBLE INTERFERENCE AND CONDITION AFFECTING THE ELECTRICAL WORK.
- PANEL BOARDS, CABINETS AND OTHER ENCLOSURES SHALL CONFORM TO NEMA STANDARDS.
- IT IS NOT INTENDED THAT THE DRAWING SHOW EACH AND EVERY CONDUIT, JUNCTION BOX, OUTLET, etc. HOWEVER, SUCH ITEMS SHOULD BE FURNISHED AND INSTALLED IF NECESSARY TO COMPLETE THE SYSTEM IN ACCORDANCE WITH THE BEST PRACTICE OF THE TRADE.
- MOUNTING HEIGHTS OF ELECTRICAL FIXTURES AND DEVICES SHALL BE AS FOLLOWS:
  - SWITCHES — 1400mm ABOVE FINISH FLOOR LINE
  - CONVENIENCE OUTLETS — 300mm ABOVE FINISH FLOOR LINE
  - PANEL BOARDS — 1800mm ABOVE FINISH FLOOR LINE TO THE TOP OF THE PANEL BOARD
- ALL ELECTRICAL WORKS SHALL BE DONE BY COMPETENT ELECTRICIANS UNDER THE DIRECT SUPERVISION OF A DULY LICENSED MASTER ELECTRICIANS OR PROFESSIONAL ELECTRICAL ENGINEER.



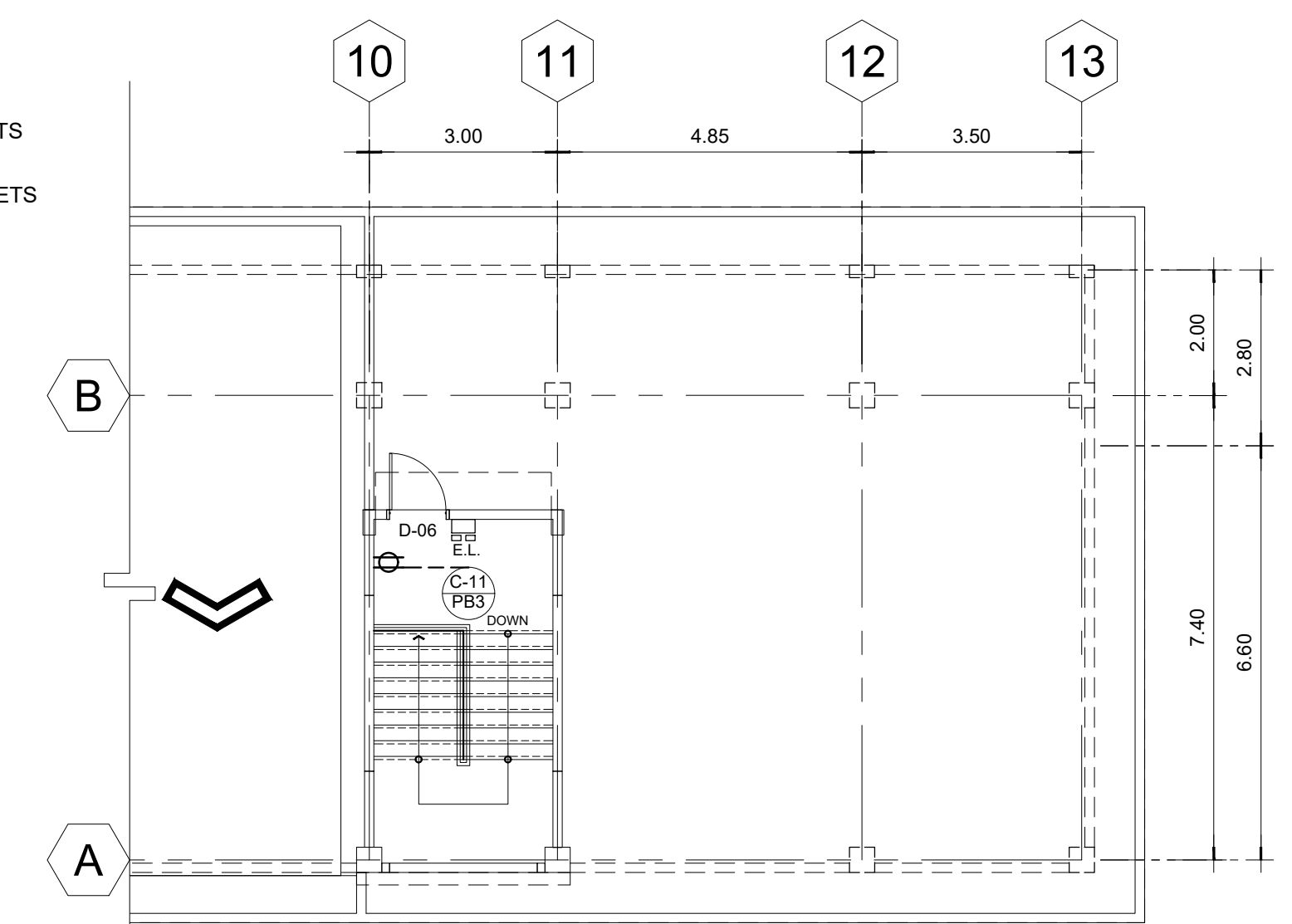
**03 RISER DIAGRAM (PB-1)**  
E-04 NTS

**LEGEND :**

	— CIRCUIT HOMERUN		— T5 FLUORESCENT LIGHT
	— PANEL BOARD		— 2-GANG CONVENIENCE OUTLET
	— 2 x 40 watts FLUORESCENT LAMP RECESSED TYPE WITH REFLECTOR		— AIRCON. OUTLET
	— 1 x 40 watts FLUORESCENT LAMP RECESSED TYPE WITH REFLECTOR		— FLOOR OUTLETS
	— 3U PINLIGHT, 18w		— EMERGENCY LIGHTS



**01 ROOF DECK LIGHTING LAYOUT PLAN**  
E-04 SCALE: 1:100



**02 ROOF DECK POWER LAYOUT PLAN**  
E-04 SCALE: 1:100

**M.T. Ang**  
architectural designs

PLANS • DESIGNS • ESTIMATES • CONSTRUCTION MANAGEMENT •  
DESIGNS BUILT • PLUMBING DESIGN

27 P. ACHARON BOULEVARD, BRGY. DAD. SOUTH, GEN. SANTOS CITY ☎ No: 301-1917

MICHAEL T. ANG, fuap  
ARCHITECT

PRC:	8270
VALIDITY:	08 MAY 2018
IAPOA:	04440 141342 071615
O.R.   DATE:	141342   16JULY15
PTR:	7193602
DATE ISS:	10 JAN 2017
PLACE ISS:	GSC
TIN:	123-875-856

SECTION 33 of RA 9266 | Drawing & specifications & other contract documents duly signed, stamp or sealed, as instruments of service, are the intellectual property and documents of the architect, whether the object for which they are made is executed or not it shall be unlawful for any person to duplicate or to make copies of said documents for use in the repetition of & for other projects or buildings, whether executed partly or in whole, without the written consent of architect or author of said documents.

**FERNANDO G. OCAT**  
PROF. ELECTRICAL ENGINEER

PRC Reg.No.: 2228 PTR No.: 7178915

TIN No.: 130-297-471 Date: 1/06/17 Iss.: GSC

PROJECT TITLE / LOCATION  
**DORMITORY BUILDING III SENIOR HIGH PROGRAM**  
PSHS-SOCCSKSARGEN Campus, Brgy. Paraiso, Koronadal City

APPROVED BY  
**CHUCHI P. GARGANERA, PH. D.**  
OWNER  
ADDRESS: PSHS-SOCCSKSARGEN Campus, Brgy. Paraiso, Koronadal City

PREPARED BY:  
DESIGN STAFF  
CHECKED BY:  
**RANILE ESPINA CORDOVA, uap**  
SENIOR DESIGN ARCHITECT

SHEET NO.	
E-04	
22	39



**SCHEDULE OF LOADS & COMPUTATIONS (PB-2)**

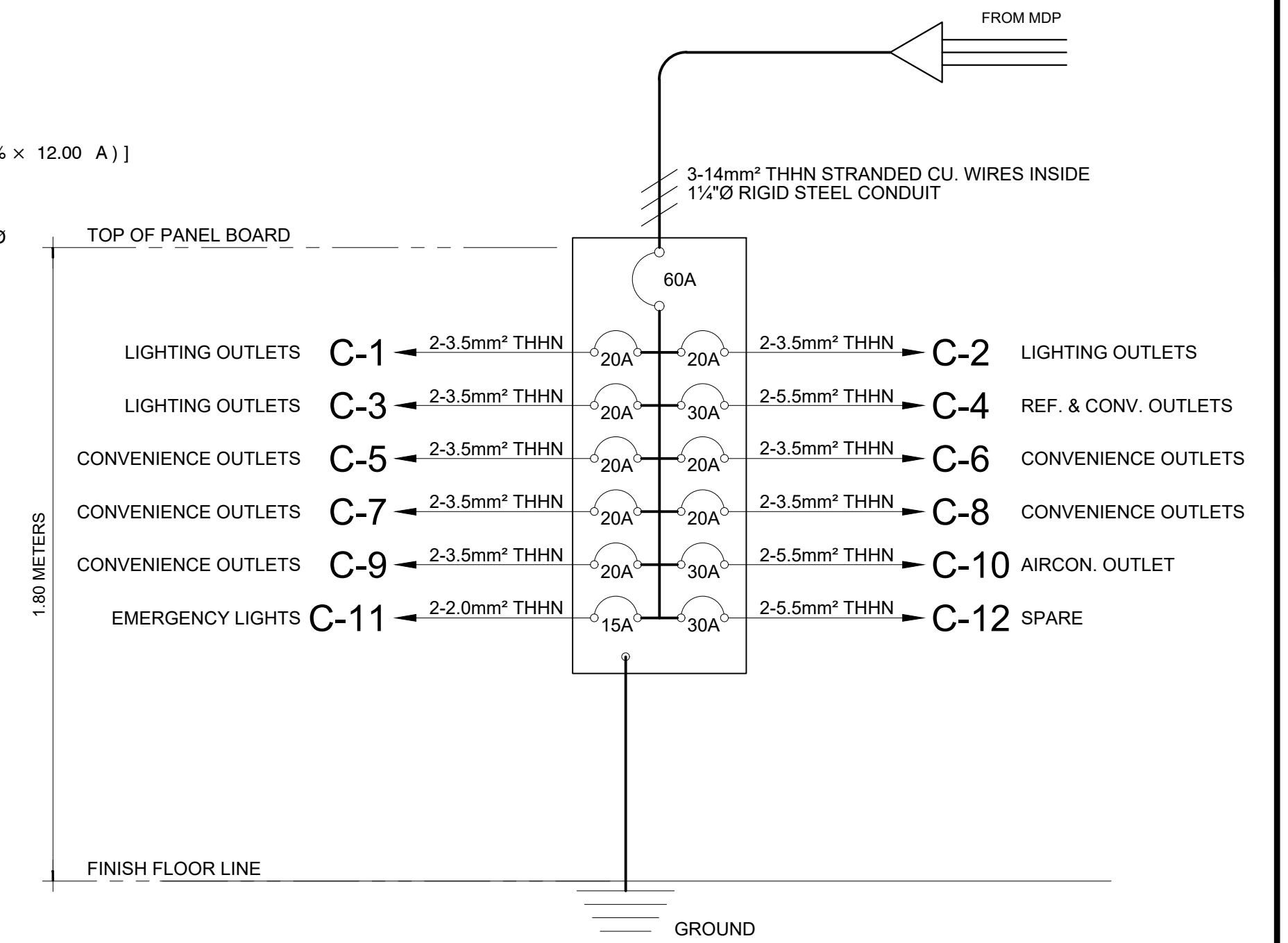
CIRCUIT NO.	DESCRIPTION	NO. OF OUTLETS			RATING W/VA/HP	AMPERES			SWITCHES				SIZE OF WIRES & CONDUITS	LENGTH OF WIRE (M)	Resistance ( Ohm/m )	VOLTAGE DROP (V)	CIRCUIT PROTECTION			VOLTAGE
		L.O.	C.O.	OTHERS		S1	S2	S3	3W	AT	AF	POLE								
C1	LIGHTING	41			2050 W	9.32			5		4	2 - 3.5mm <sup>2</sup> THHN WIRES 1/2"Ø RSC	30.77	0.00506	1.4508	20	30	2	230	
C2	LIGHTING	49			2450 W		11.14		2	2	2	2 - 3.5mm <sup>2</sup> THHN WIRES 1/2"Ø RSC	67.94	0.00506	3.8284	20	30	2	230	
C3	LIGHTING	47			2350 W			10.68			5	2 - 3.5mm <sup>2</sup> THHN WIRES 1/2"Ø RSC	44.35	0.00506	2.3971	20	30	2	230	
C4	REF. & CONV. OUTLETS		2		1700 W	7.73						2 - 5.5mm <sup>2</sup> THHN WIRES 1/2"Ø RSC	3.20	0.00324	0.0801	30	40	2	230	
C5	CONVENIENCE OUTLETS		10		2000 W		9.09					2 - 3.5mm <sup>2</sup> THHN WIRES 1/2"Ø RSC	13.63	0.00506	0.6270	20	30	2	230	
C6	CONVENIENCE OUTLETS		10		2000 W			9.09				2 - 3.5mm <sup>2</sup> THHN WIRES 1/2"Ø RSC	24.53	0.00506	1.1284	20	30	2	230	
C7	CONVENIENCE OUTLETS		10		2000 W	9.09						2 - 3.5mm <sup>2</sup> THHN WIRES 1/2"Ø RSC	27.86	0.00506	1.2816	20	30	2	230	
C8	CONVENIENCE OUTLETS		10		2000 W		9.09					2 - 3.5mm <sup>2</sup> THHN WIRES 1/2"Ø RSC	37.22	0.00506	1.7121	20	30	2	230	
C9	CONVENIENCE OUTLETS		10		2000 W			9.09				2 - 3.5mm <sup>2</sup> THHN WIRES 1/2"Ø RSC	45.93	0.00506	2.1128	20	30	2	230	
C10	ACU (WINDOW TYPE)			1	2 HP	12.00						2 - 5.5mm <sup>2</sup> THHN WIRES 1/2"Ø RSC	7.33	0.00324	0.2850	30	40	2	230	
C11	EMERGENCY LIGHTS			11	825 W		3.75					2 - 2.0mm <sup>2</sup> THHN WIRES 1/2"Ø RSC	2.50	0.0009	0.0844	15	20	2	230	
C12	SPARE				1000 W			4.55				2 - 5.5mm <sup>2</sup> THHN WIRES 1/2"Ø RSC	2.50	0.00324	0.0368	30	40	2	230	
<b>TOTAL</b>		<b>137</b>	<b>63</b>	<b>1</b>		<b>38.14</b>	<b>33.07</b>	<b>33.41</b>	<b>7</b>	<b>2</b>	<b>11</b>	<b>3 - 14mm<sup>2</sup> THHN WIRE IN 1 1/2"Ø RSC PIPE</b>	<b>6.00</b>	<b>0.00126</b>	<b>0.3110</b>	<b>60</b>	<b>75</b>	<b>3</b>	<b>230</b>	

**SIZE OF FEEDER:**

$$I \geq A [ 38.14 + (25\% \times 12.00 A) ]$$

$$I \geq 41.13636 \text{ AMPERES}$$

**USE:** 3 - 14mm<sup>2</sup> THHN WIRE IN 1 1/2"Ø RSC PIPE



**01 RISER DIAGRAM (PB-2)**  
E-05 NTS

**SCHEDULE OF LOADS & COMPUTATIONS (PB-3)**

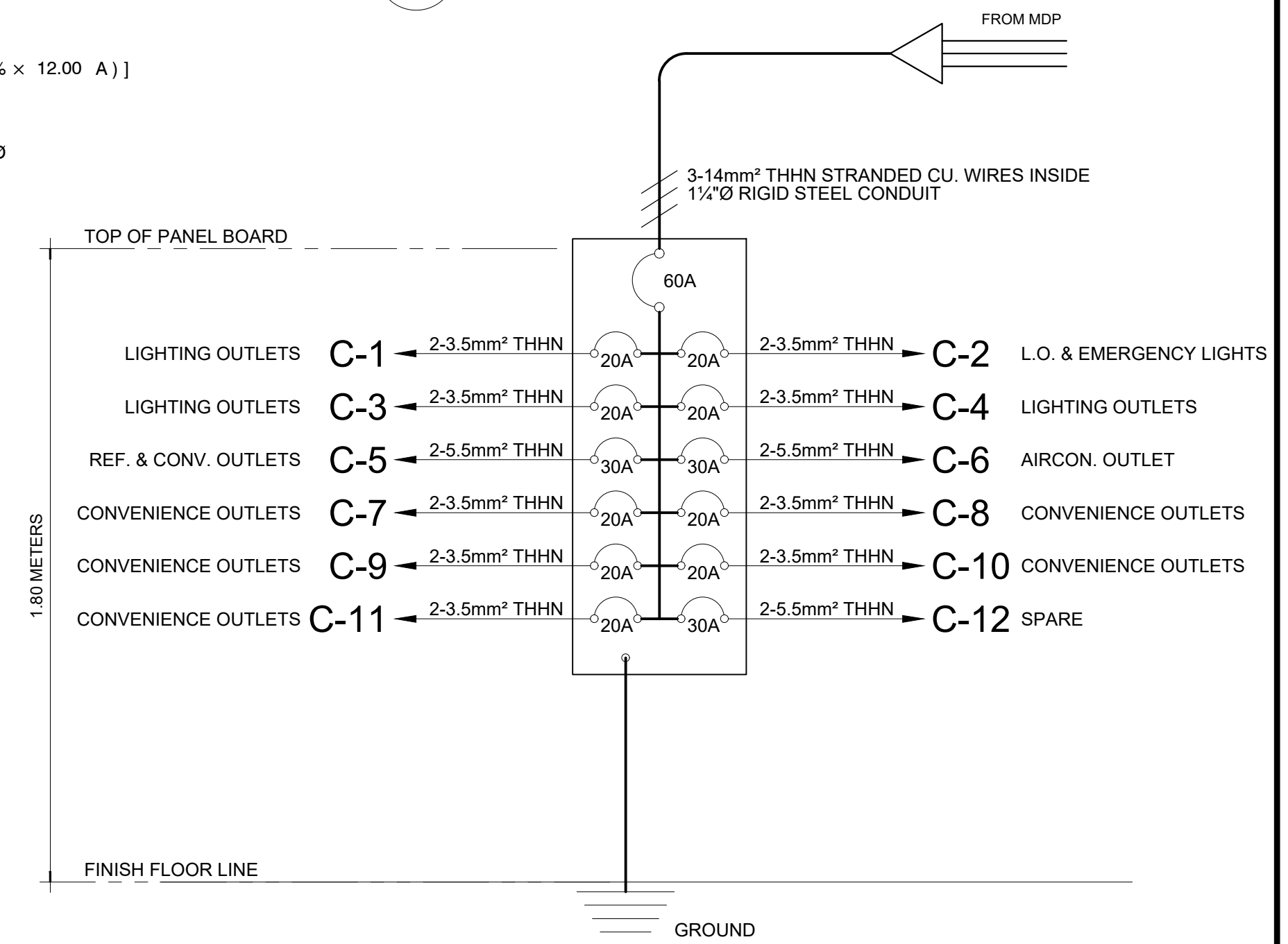
CIRCUIT NO.	DESCRIPTION	NO. OF OUTLETS			RATING W/VA/HP	AMPERES			SWITCHES				SIZE OF WIRES & CONDUITS	LENGTH OF WIRE (M)	Resistance ( Ohm/m )	VOLTAGE DROP (V)	CIRCUIT PROTECTION			VOLTAGE
		L.O.	C.O.	OTHERS		S1	S2	S3	3W	AT	AF	POLE								
C1	LIGHTING	38			1900 W	8.64					4	2 - 3.5mm <sup>2</sup> THHN WIRES 1/2"Ø RSC	43.44	0.00506	1.8983	20	30	2	230	
C2	LIGHTING & E.L.	36	11		2625 W		11.93				4	2 - 3.5mm <sup>2</sup> THHN WIRES 1/2"Ø RSC	25.82	0.00506	1.5589	20	30	2	230	
C3	LIGHTING	49			2450 W			11.14	2	2	2	2 - 3.5mm <sup>2</sup> THHN WIRES 1/2"Ø RSC	65.49	0.00506	3.6904	20	30	2	230	
C4	LIGHTING	43			2150 W	9.77			5	1	1	2 - 3.5mm <sup>2</sup> THHN WIRES 1/2"Ø RSC	67.80	0.00506	3.3527	20	30	2	230	
C5	REF. & CONV. OUTLETS		2		1700 W	7.73						2 - 5.5mm <sup>2</sup> THHN WIRES 1/2"Ø RSC	2.43	0.00324	0.0607	30	40	2	230	
C6	ACU (WINDOW TYPE)			1	2 HP	12.00						2 - 5.5mm <sup>2</sup> THHN WIRES 1/2"Ø RSC	7.41	0.00324	0.0000	30	40	2	230	
C7	CONVENIENCE OUTLETS		10		2000 W	9.09						2 - 3.5mm <sup>2</sup> THHN WIRES 1/2"Ø RSC	12.34	0.00506	0.0000	20	30	2	230	
C8	CONVENIENCE OUTLETS		10		2000 W		9.09					2 - 3.5mm <sup>2</sup> THHN WIRES 1/2"Ø RSC	18.84	0.00506	0.8666	20	30	2	230	
C9	CONVENIENCE OUTLETS		10		2000 W			9.09				2 - 3.5mm <sup>2</sup> THHN WIRES 1/2"Ø RSC	28.28	0.00506	1.3009	20	30	2	230	
C10	CONVENIENCE OUTLETS		10		2000 W	9.09						2 - 3.5mm <sup>2</sup> THHN WIRES 1/2"Ø RSC	36.78	0.00506	1.6919	20	30	2	230	
C11	CONVENIENCE OUTLETS		10		2000 W		9.09					2 - 3.5mm <sup>2</sup> THHN WIRES 1/2"Ø RSC	46.31	0.00506	2.1303	20	30	2	230	
C12	SPARE				1000 W			4.55				2 - 5.5mm <sup>2</sup> THHN WIRES 1/2"Ø RSC	2.50	0.00324	0.0368	30	40	2	230	
<b>TOTAL</b>		<b>166</b>	<b>63</b>	<b>1</b>		<b>36.59</b>	<b>37.84</b>	<b>36.77</b>	<b>7</b>	<b>3</b>	<b>11</b>	<b>3 - 14mm<sup>2</sup> THHN WIRE IN 1 1/2"Ø RSC PIPE</b>	<b>9.50</b>	<b>0.00126</b>	<b>0.4889</b>	<b>60</b>	<b>75</b>	<b>3</b>	<b>230</b>	

**SIZE OF FEEDER:**

$$I \geq A [ 37.84 + (25\% \times 12.00 A) ]$$

$$I \geq 40.84091 \text{ AMPERES}$$

**USE:** 3 - 14mm<sup>2</sup> THHN WIRE IN 1 1/2"Ø RSC PIPE



**02 RISER DIAGRAM (PB-3)**  
E-05 NTS

**M.T. Ang**  
architectural designs  
PLANS • DESIGNS • ESTIMATES • CONSTRUCTION MANAGEMENT •  
DESIGNS BUILT • PLUMBING DESIGN  
27 P. ACHARON BOULEVARD, BRGY. DAD. SOUTH, GEN. SANTOS CITY ☎ No: 301-1917

**MICHAEL T. ANG, fuap**  
ARCHITECT

PRC:	8270
VALIDITY:	08 MAY 2018
IAPOA:	04440 141342 071615
O.R.   DATE:	141342   16JULY15
PTR:	7193602
DATE ISS:	10 JAN 2017
PLACE ISS:	GSC
TIN:	123-875-856

**SECTION 33 of RA 9266** | Drawing & specifications & other contract documents duly signed, stamp or sealed, as instruments of service, are the intellectual property and documents of the architect, whether the object for which they are made is executed or not it shall be unlawful for any person to duplicate or to make copies of said documents for use in the repetition of & for other projects or buildings, whether executed partly or in whole, without the written consent of architect or author of said documents.

**FERNANDO G. OCAT**  
PROF. ELECTRICAL ENGINEER  
PRC Reg.No.: 2228 PTR No.: 7178915  
TIN No.: 130-297-471 Date: 1/06/17 Iss.: GSC

**PROJECT TITLE / LOCATION**  
**DORMITORY BUILDING III SENIOR HIGH PROGRAM**  
PSHS-SOCCSKSARGEN Campus, Brgy. Paraiso, Koronadal City

**APPROVED BY**  
**CHUCHI P. GARGANERA, PH. D.**  
OWNER  
ADDRESS: PSHS-SOCCSKSARGEN Campus, Brgy. Paraiso, Koronadal City

**PREPARED BY:**  
DESIGN STAFF  
**CHECKED BY:**  
**RANILE ESPINA CORDOVA, uap**  
SENIOR DESIGN ARCHITECT

<b>SHEET NO.</b>	
E-05	
23	39

## SCHEDULE OF LOADS & COMPUTATIONS FOR MDP

PANEL DESCRIPTION	AMPERES	CIRCUIT PROTECTION			VOLTAGE
		AT	AF	POLE	
PB-1	40.97	60	75	3	230
PB-2	41.14	60	75	3	230
PB-3	40.84	60	75	3	230
<b>TOTAL</b>	122.94				

## SIZE OF MAIN SERVICE ENTRANCE:

$$I = \sqrt{3} ( PB1 + PB2 + PB3 )$$

$$= \sqrt{3} ( 40.97 + 41.14 + 40.84 )$$

$$= \sqrt{3} ( 122.94 )$$

$$= 212.94 \text{ A}$$

USE: -3 - 100mm<sup>2</sup> THHN STRANDED WIRES IN 3"Ø RSC

-250 AMPERES, 3P, 250v, MAIN DISCONNECTION SWITCH

### VOLTAGE DROP

@ PANELS BOARD

DIST. FROM TAPPING POLE TO PANELS: ± 30 meters

$$\text{MAIN} = 212.94 \text{ Amps}$$

(FROM TABLE SYCWIN ELECTRIC WIRES AND CABLES)

$$Z(100 \text{ mm}^2) = 0.08100 / 300\text{m}$$

$$\text{@ } 30 \text{ m; } Z_t = 0.00810 \text{ Ohms}$$

### VOLTAGE DROP @ MDP

$$\text{VOLTAGE DROP} = IZ$$

$$= 212.94 \times 0.00810$$

$$= 1.72\text{V}$$

$$\% \text{ VOLTAGE DROP} = 0.784\%$$

### SHORT CIRCUIT CURRENT:

Distance from Tapping Pole: ± 30 meters

### Transformer Capacity:

$$\text{kVA} = \frac{I \times \text{Voltage}}{1000}$$

$$= \frac{212.94 \times 220}{1000}$$

$$= 46.84764 \text{ kVA}$$

USE: 3 - 25 kVA TRANSFORMER

7620v / 220v SEC.

$$I_{SC} = \frac{I_{SEC}}{Z}$$

I<sub>SC</sub> = SHORT CIRCUIT CURRENT (SYMMETRICAL)

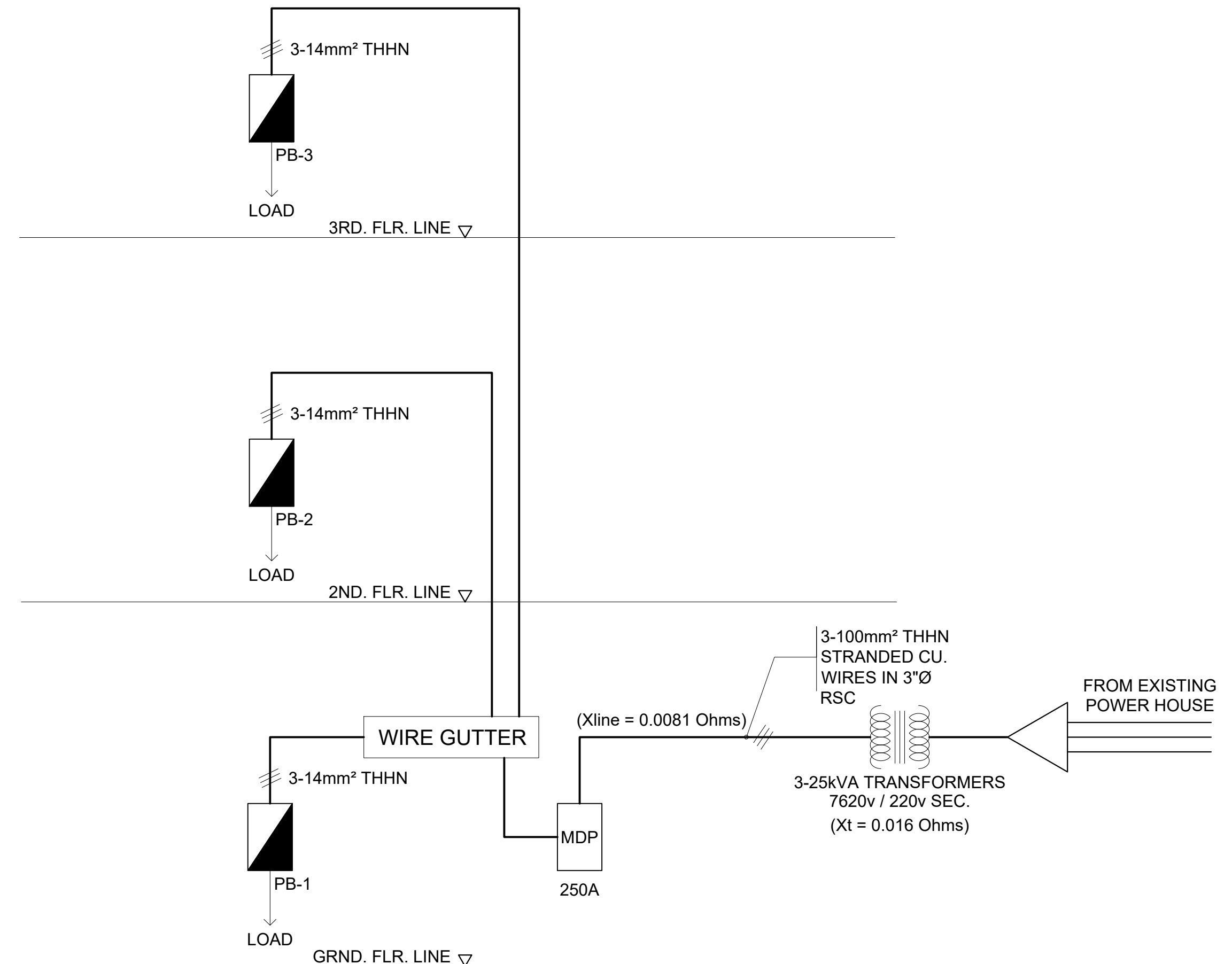
$$Z = \frac{\text{TOTAL IMPEDANCE}}{X_t + X_{LINE}}$$

$$I_{SEC} = \frac{\text{Kva} \times 1000}{1.732 \times 220 \text{ v}}$$

FROM DIAGRAM :

$$I_{SC} = \frac{65.61 \text{ Amps}}{0.016 + 0.00810}$$

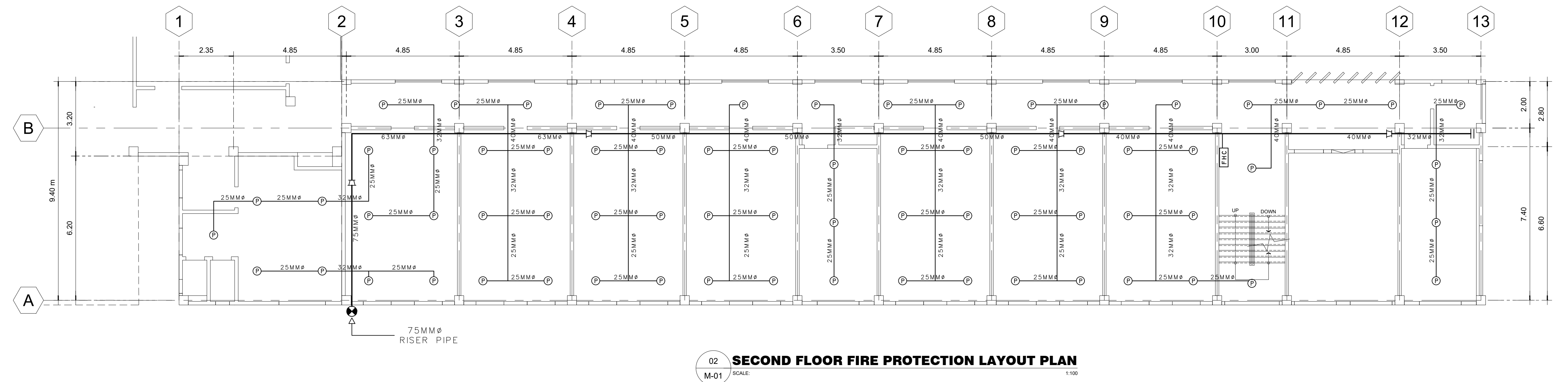
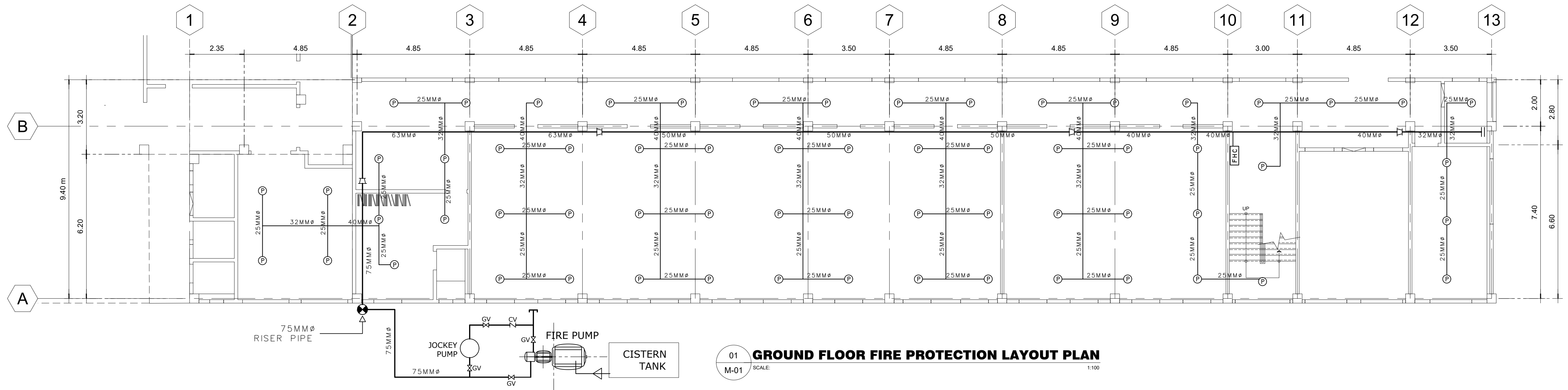
$$I_{SC} = 2,722.40 \text{ A (RMS)}$$



01 **SCHEMATIC DIAGRAM**  
E-06 NTS

**LEGEND & SYMBOLS**

	SPRINKLER HEADS (PENDANT)		PIPE UP		BLIND FLANGE
	SPRINKLER HEADS (UP- RIGHT)		PIPE DOWN		BUTTERFLY VALVE
	SPRINKLER HEADS (SIDE WALL)		FIRE HOSE CABINET		BALL VALVE
	RISER		FLANGE CONNECTION		COUPLING REDUCER



**M.T. Ang**  
architectural designs  
PLANS • DESIGNS • ESTIMATES • CONSTRUCTION MANAGEMENT •  
DESIGNS BUILT • PLUMBING DESIGN  
27 P. ACHARON BOULEVARD, BRGY. DAD. SOUTH, GEN. SANTOS CITY ☎ No: 301-1917

**MICHAEL T. ANG, fuap**  
ARCHITECT

PRC:	8270
VALIDITY	08 MAY 2018
IAPOA:	04440 141342 071615
O.R.   DATE	141342   16JULY15
PTR	7193602
DATE ISS.	10 JAN 2017
PLACE ISS.	GSC
TIN	123-875-856

**SECTION 33 of RA 9266** | Drawing & specifications & other contract documents duly signed, stamp or sealed, as instruments of service, are the intellectual property and documents of the architect, whether the object for which they are made is executed or not it shall be unlawful for any person to duplicate or to make copies of said documents for use in the repetition of & for other projects or buildings, whether executed partly or in whole, without the written consent of architect or author of said documents.

**FELIX R. CAÑIZARES**  
PROF. MECHANICAL ENGINEER  
PRC Reg.No.: 3129 PTR No.: 7208629  
TIN No.: 144-954-544 Date: 1/10/17 Iss.: GSC

**PROJECT TITLE / LOCATION**  
**DORMITORY BUILDING III SENIOR HIGH PROGRAM**  
PSHS-SOCCSKSARGEN Campus, Brgy. Paraiso, Koronadal City

**APPROVED BY**  
**CHUCHI P. GARGANERA, PH. D.**  
OWNER  
**ADDRESS:** PSHS-SOCCSKSARGEN Campus, Brgy. Paraiso, Koronadal City

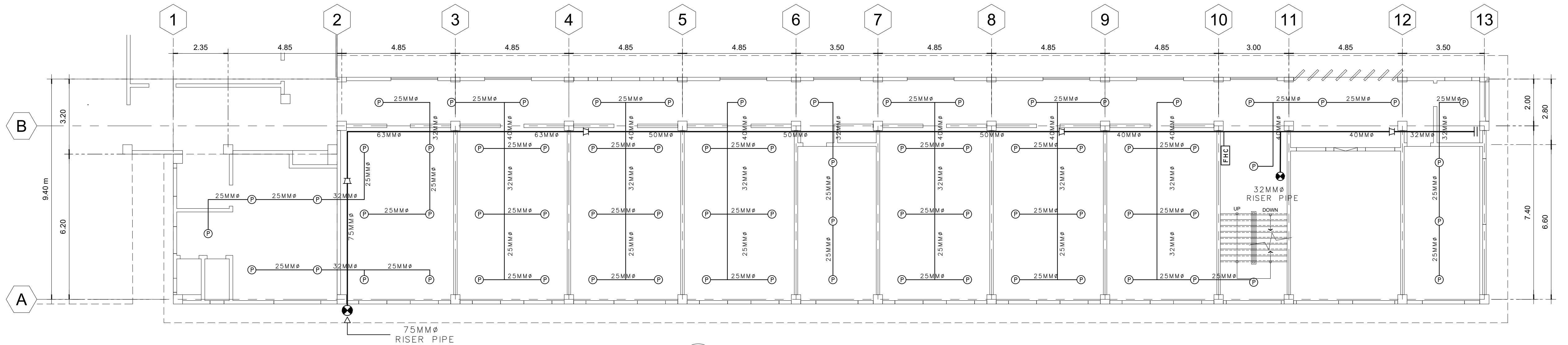
**PREPARED BY:**  
DESIGN STAFF  
**CHECKED BY:**  
**RANILE ESPINA CORDOVA, uap**  
SENIOR DESIGN ARCHITECT

<b>SHEET NO.</b>	
M-01	
25	39

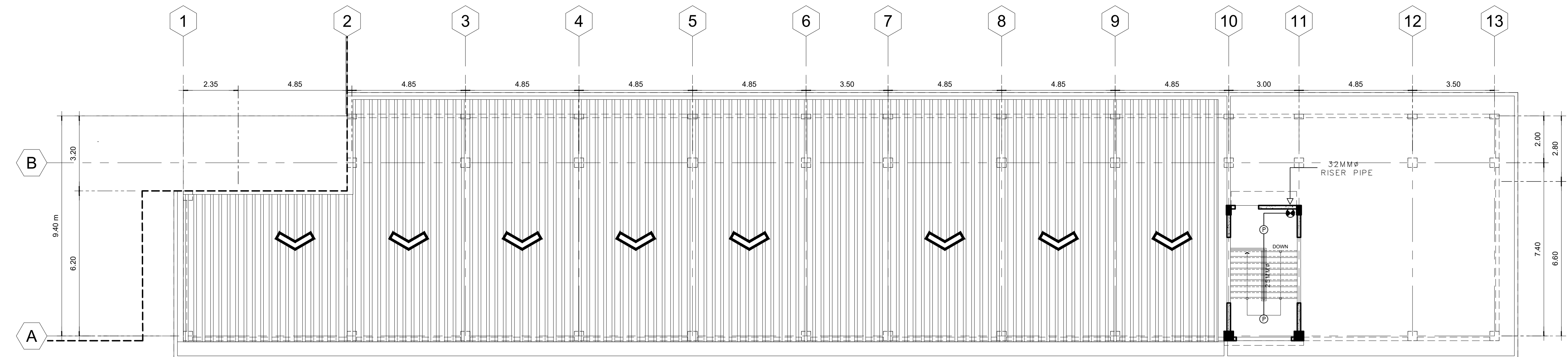


**LEGEND & SYMBOLS**

	SPRINKLER HEADS (PENDANT)		PIPE UP		BLIND FLANGE
	SPRINKLER HEADS (UP- RIGHT)		PIPE DOWN		BUTTERFLY VALVE
	SPRINKLER HEADS (SIDE WALL)		FIRE HOSE CABINET		BALL VALVE
	RISER		FLANGE CONNECTION		COUPLING REDUCER



01 **THIRD FLOOR FIRE PROTECTION LAYOUT PLAN**  
M-02 SCALE: 1:100



02 **ROOF DECK FIRE PROTECTION LAYOUT PLAN**  
M-02 SCALE: 1:100

**M.T. Ang**  
architectural designs  
PLANS • DESIGNS • ESTIMATES • CONSTRUCTION MANAGEMENT •  
DESIGNS BUILT • PLUMBING DESIGN  
27 P. ACHARON BOULEVARD, BRGY. DAD. SOUTH, GEN. SANTOS CITY ☎ No: 301-1917

**MICHAEL T. ANG, fuap**  
ARCHITECT

PRC:	8270
VALIDITY:	08 MAY 2018
IAPOA:	04440 141342 071615
O.R.   DATE:	141342   16JULY15
PTR:	7193602
DATE ISS:	10 JAN 2017
PLACE ISS:	GSC
TIN:	123-875-856

**SECTION 33 of RA 9266** | Drawing & specifications & other contract documents duly signed, stamp or sealed, as instruments of service, are the intellectual property and documents of the architect, whether the object for which they are made is executed or not it shall be unlawful for any person to duplicate or to make copies of said documents for use in the repetition of & for other projects or buildings, whether executed partly or in whole, without the written consent of architect or author of said documents.

**FELIX R. CAÑIZARES**  
PROF. MECHANICAL ENGINEER  
PRC Reg.No.: 3129 PTR No.: 7208629  
TIN No.: 144-954-544 Date: 1/10 /17 Iss.: GSC

**PROJECT TITLE / LOCATION**  
**DORMITORY BUILDING III SENIOR HIGH PROGRAM**  
PSHS-SOCCSKSARGEN Campus, Brgy. Paraiso, Koronadal City

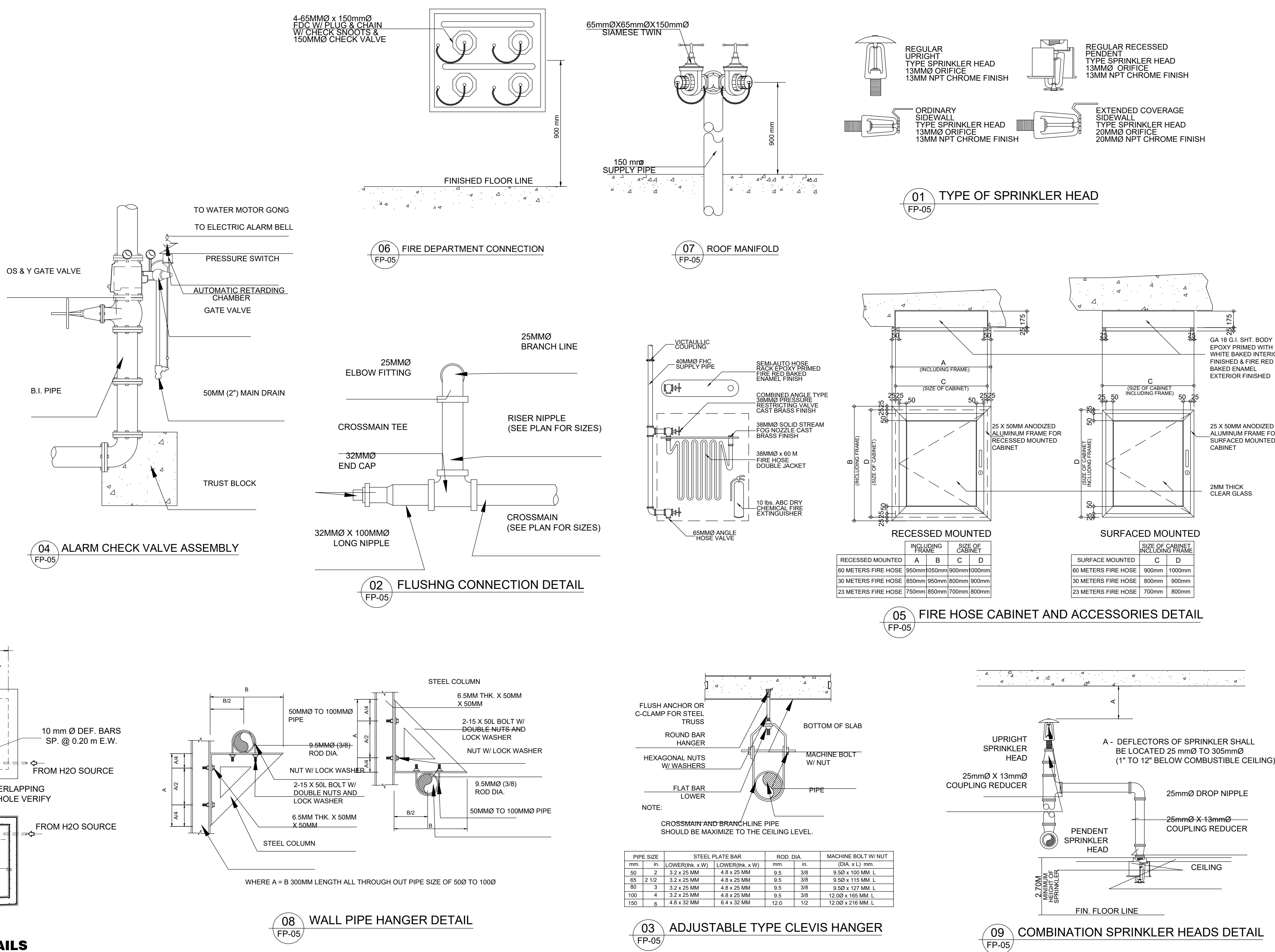
**APPROVED BY**  
**CHUCHI P. GARGANERA, PH. D.**  
OWNER  
ADDRESS: PSHS-SOCCSKSARGEN Campus, Brgy. Paraiso, Koronadal City

**PREPARED BY:**  
DESIGN STAFF  
**CHECKED BY:**  
**RANILE ESPINA CORDOVA, uap**  
SENIOR DESIGN ARCHITECT

<b>SHEET NO.</b>	
M-02	
26	39

**GENERAL NOTES & SPECIFICATIONS:**

- ALL FIRE PROTECTION WORKS SHALL CONFORM WITH THE LATEST EDITIONS OF THE NATIONAL FIRE PROTECTION ASSOCIATION (NFPA) CODES, THE PHILIPPINE SOCIETY OF MECHANICAL ENGINEERS (PSME) CODES AND STANDARDS, THE RULES & REGULATIONS OF THE LOCAL ENFORCING AUTHORITY OF THE LOCAL GOVERNMENT.
- THE CONTRACTOR SHALL BE I.S.O. CERTIFIED COMPANY WITH TECHNICAL EXPERTISE, AND PAST SIMILAR PROJECTS UNDERTAKEN AND SPECIALIZED IN WET-PIPE SPRINKLER SYSTEM DESIGN AND INSTALLATION DETERMINED AND APPROVED BY THE OWNER AND/OR ARCHITECT.
- CONSTRUCT AND INSTALL WET-PIPE SPRINKLER BASED ON PLANS, NOTES AND SPECIFICATIONS.
- THE CONTRACTOR SHALL VERIFY THE SITE PRIOR TO INSTALLATION, SHALL COORDINATE WITH OTHER TRADE AND AT ALL TIMES SHALL OBSERVE SAFETY AND ORDERLINESS ON SITE.
- THE CONTRACTOR SHALL DETERMINE THE EXACT LOCATION OF SPRINKLERS IN ACCORDANCE WITH ARCHITECTURAL CEILING PLAN. ANY DEVIATION OR RELOCATION SHALL BE SUBJECT TO ARCHITECT AND ENGINEER'S APPROVAL.
- ALL B.I. PIPES FOR MAIN & BRANCH LINES WITH ADEQUATE HANGERS SHALL BE HYDROSTATICALLY TESTED AT MINIMUM 150 PSI FOR A DURATION OF TWO (2) HOURS AND SHOULD BE WITNESSED AND CERTIFIED BY ENGINEER OR HIS REPRESENTATIVE.
- ALL SPRINKLER HEADS IN ROOMS OR SPACES WITH CEILING SHALL BE RECESSED PENDENT TYPE COMPLETE WITH ESCUTHEON PLATE, 1/2" ORIFICE, AND RATED AT 155 DEG.F. EXCEPT FOR THE KITCHEN AT 235 DEG.F. THE SAME SPECIFICATIONS WITH HORIZONTAL SIDE WALLS SPRINKLER HEADS, 1/2" ORIFICE, RATED AT 135 DEG.F. WITH ESCUTHEON PLATE AND DEFLECTOR, MODEL F950,F948 OR ITS EQUIVALENT FOR BOTH TYPES.
- ALL PIPE MATERIALS SHALL BE BLACK IRON (B.I.) PIPE SCH.40,ASTM.A53, NEW AND CLEAN INCLUDING BRACKETS, SUPPORTS AND HANGERS. THE SAME SHALL BE PRIMER PAINTED AND PIPES SHALL BE PAINTED WITH RED COLOR CODE.
- IT IS NOT INTENDED THAT THIS DRAWINGS SHALL SHOW ALL THE DETAILS OF THE ENTIRE SYSTEM AND THEREFORE, ANY ITEMS NOT FOUND THEREIN SUCH AS PIPES, FITTINGS, CONTROL VALVES PARTS/COMPONENTS, ETC. BUT NEEDED TO COMPLETE THE PROJECT, SHALL BE FURNISHED AND INSTALLED BY THE CONTRACTOR AS PART OF THE CONTRACT BASED ON ITEM #1 AND IN FAVOR OF THE PROJECT.
- CONTRACTOR SHALL SUBMIT WARRANTY CERTIFICATE UPON COMPLETION OF THE PROJECT AFTER TESTING, COMMISSIONING AND FULL ACCEPTANCE BY THE OWNER AND/OR THE ARCHITECT.
- CONTRACTOR SHALL BE REQUIRED TO SUBMIT SHOP DRAWINGS PRIOR TO IMPLEMENTATION AND SHALL SUBMIT AS-BUILT PLANS AFTER COMPLETION DULY SIGNED AND SEALED BY A PROF. MECHANICAL ENGINEER (PME).
- ALL WORKS SHALL BE DONE UNDER THE IMMEDIATE SUPERVISION OF A DULY QUALIFIED & COMPETENT MECHANICAL ENGINEER.
- ALL PIPES SHALL BE PLUMB, PARALLEL TO THE BUILDING, AND ANCHORED AT A MAXIMUM DISTANCE OF 2.0 METERS WHILE, LINE PIPE HANGERS AND SUPPORTS AT CROSS MAIN AND BRANCHLINE PIPES SHALL BE INSTALLED @ 1.5 METERS APART.
- MINIMUM PIPE SIZE FOR ALL SPRINKLERS SHALL BE 25mm DIAMETER, UNLESS OTHERWISE NOTED.
- MAXIMUM INTERVAL BETWEEN PENDENT TYPE SPRINKLER HEADS SHALL BE 3.0m., WHILE SPRINKLER HEADS AND WALL IT SHALL BE 1.5m. MAXIMUM.
- HORIZONTAL SIDE WALL SPRINKLER HEADS SHALL BE INSTALLED WITH AN INTERVAL OF 2.0m. BETWEEN HEADS AT THE ATRIUM.
- MINIMUM DISTANCE BETWEEN SPRINKLER HEAD AND DIFFUSER OR ANY UTILITY (ELECTRICAL/MECHANICAL) SHALL BE 0.30m (300mm).
- PROVIDE SPRINKLER HEADS IN ALL ENCLOSED AREAS EXCEPT IN I.T. ROOM, POWER ROOM, LABORATORY AND RADIOLOGY ON SELECTED AREAS (REFER LAY-OUT PLANS).
- INSTALL 3" SWING CHECK VALVE (BUTTERFLY-STYLE) AND A 3" OUTSIDE SCREW & YOLK (OS&Y) GATE VALVE IN EVERY FLOOR LOOP OF WET-PIPE SPRINKLER SYSTEM.
- INSTALL 2 1/2" SWING CHECK VALVE (BUTTERFLY-STYLE) EVERY SIAMESE CONNECTION OF A WET-PIPE HYDRANT SYSTEM.
- ALL CONNECTIONS ON PIPELINES SHALL BE THREADED TYPE FOR 1in. & 1 1/2" PIPE DIA., WELDED TYPE FOR 2", 3" & 4" PIPE DIA. AND FLANGED TYPE CONNECTION FROM PIPE TO PUMPS, VALVES AND ACCESSORIES.
- ALL PROVISION FOR CONNECTIONS FROM FIRE DEPARTMENT/OTHER SOURCE AND TOWARDS FIRE HOSE CABINET INCLUDING ITS FITTINGS SHALL BE THREADED TYPE REGARDLESS OF SIZES BASED ON PLUMBING STANDARDS.
- INSTALL 38mm DIA. MAIN DRAIN AT THE PUMP HOUSE WITH BALL VALVE AND 25mm DIA. PIPE DRAIN WITH BALL VALVE AT THE END OF EVERY FLOOR LEVEL DOWN TO CATCH BASIN OR CANAL.
- ALL WELDING WORKS SHALL BE DONE ONLY BY A CERTIFIED TESDA CLASS-A WELDERS.
- APPLY TWO (2) COATS EPOXY PRIMER RED AND TWO (2) COATS EPOXY FIRE RED FOR PIPES, HANGERS, BRACKETS & ACCESSORIES. FINAL COLOR OF WALL FOR EXPOSED STEEL FRAMES, PLATFORM, BRACKETS AND SUPPORTS.



**M.T. Ang**  
architectural designs

PLANS • DESIGNS • ESTIMATES • CONSTRUCTION MANAGEMENT •  
DESIGNS BUILT • PLUMBING DESIGN

27 P. ACHARON BOULEVARD, BRGY. DAD. SOUTH, GEN. SANTOS CITY ☎ No: 301-1917

**MICHAEL T. ANG, fuap**  
ARCHITECT

PRC: 8270  
VALIDITY: 08 MAY 2018  
IAPOA: 04440 141342 071615  
O.R. | DATE: 141342 | 16JULY15  
PTR: 7193602  
DATE ISS: 10 JAN 2017  
PLACE ISS: GSC  
TIN: 123-875-856

**SECTION 33 of RA 9266** | Drawing & specifications & other contract documents duly signed, stamp or sealed, as instruments of service, are the intellectual property and documents of the architect, whether the object for which they are made is executed or not it shall be unlawful for any person to duplicate or to make copies of said documents for use in the repetition of & for other projects or buildings, whether executed partly or in whole, without the written consent of architect or author of said documents.

**FELIX R. CAÑIZARES**  
PROF. MECHANICAL ENGINEER

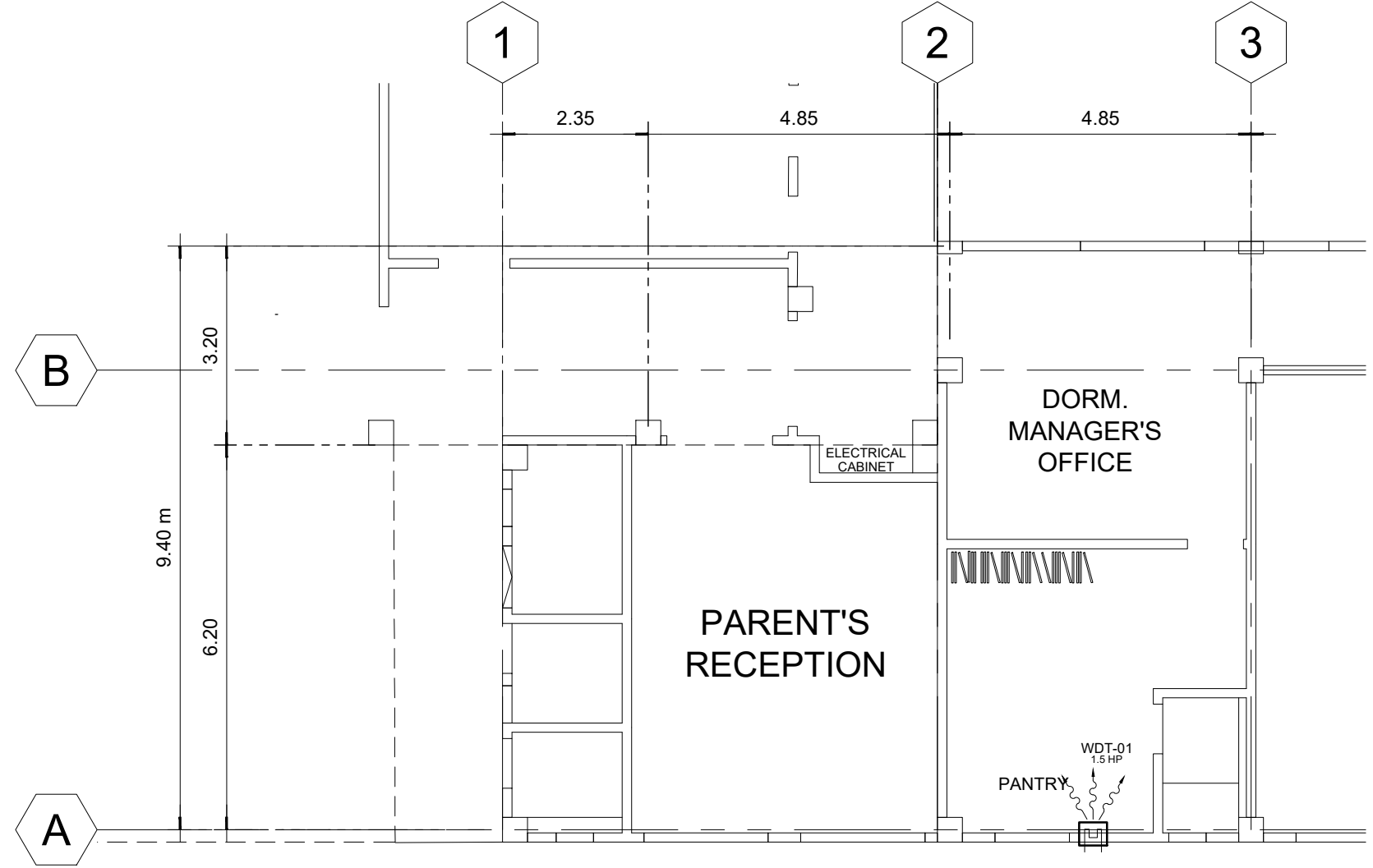
PRC Reg.No.: 3129 PTR No.: 7208629  
TIN No.: 144-954-544 Date: 1/10/17 Iss.: GSC

**PROJECT TITLE / LOCATION**  
**DORMITORY BUILDING III SENIOR HIGH PROGRAM**  
PSHS-SOCCSKSARGEN Campus, Brgy. Paraiso, Koronadal City

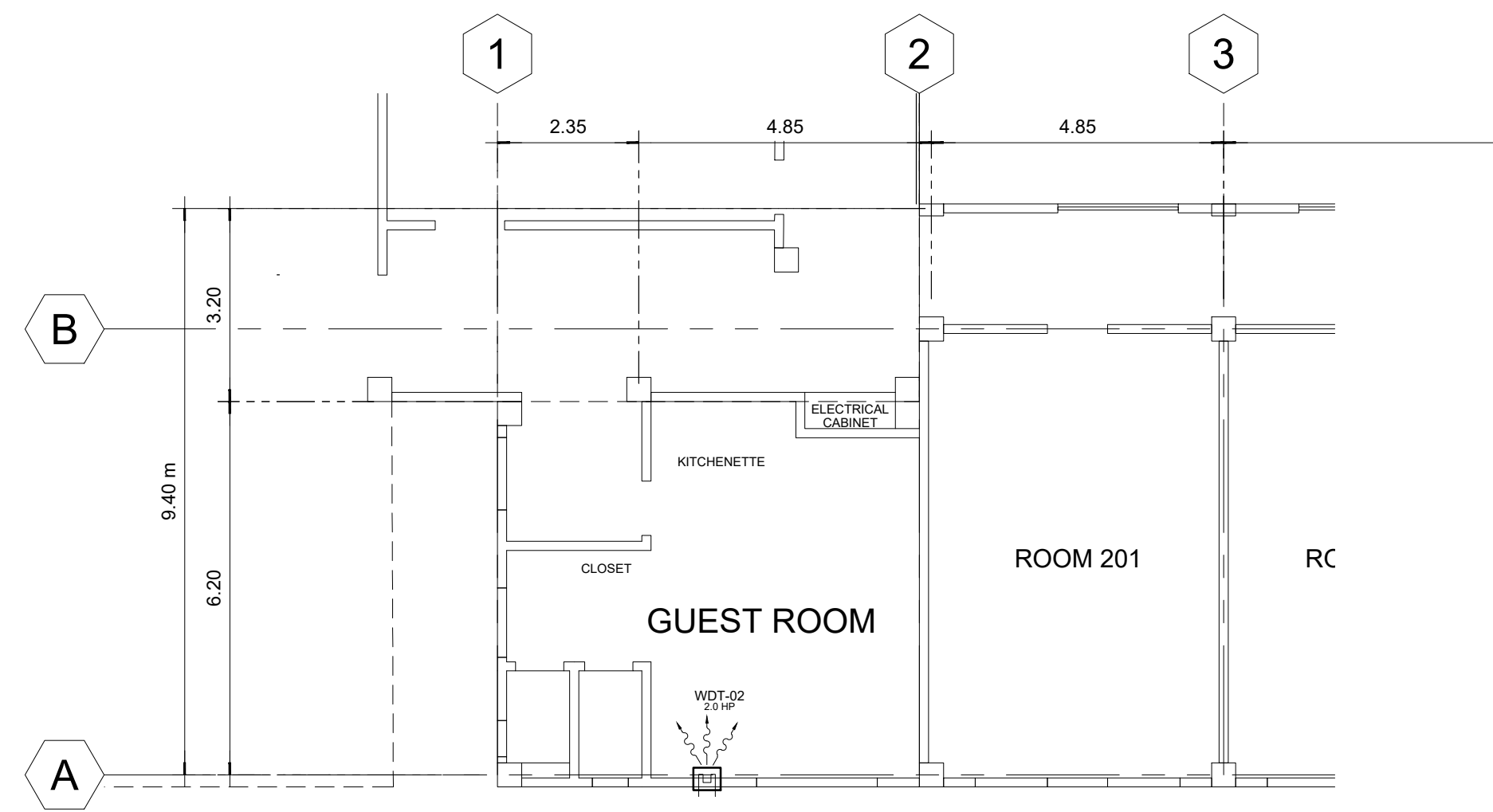
**APPROVED BY**  
**CHUCHI P. GARGANERA, PH. D.**  
OWNER  
ADDRESS: PSHS-SOCCSKSARGEN Campus, Brgy. Paraiso, Koronadal City

**PREPARED BY:**  
DESIGN STAFF  
**CHECKED BY:**  
**RANILE ESPINA CORDOVA, uap**  
SENIOR DESIGN ARCHITECT

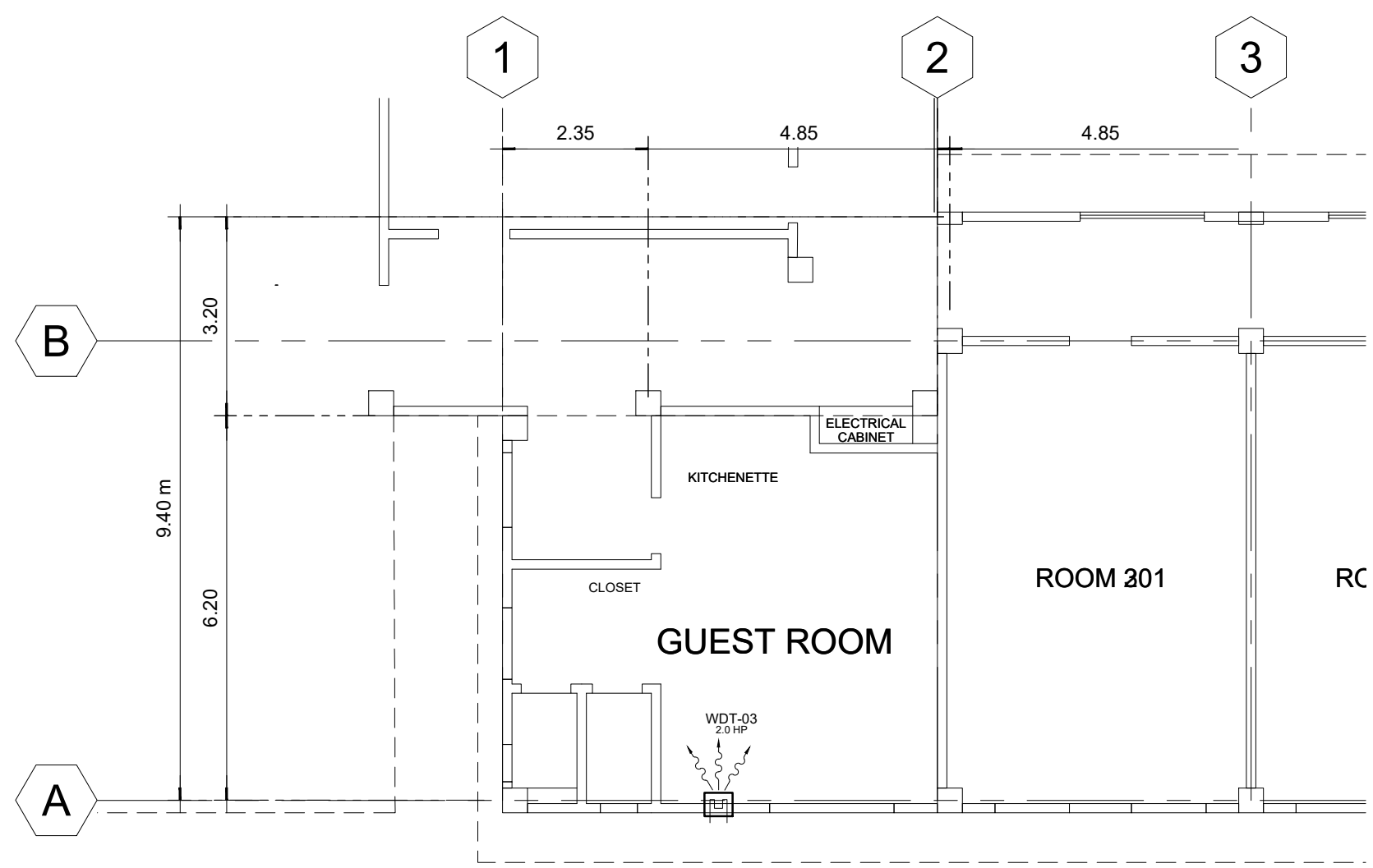
**SHEET NO.**  
M-03  
27 39



01 **GROUND A/C LAYOUT PLAN**  
M-04 SCALE: 1:100



02 **SECOND FLOOR A/C LAYOUT PLAN**  
M-04 SCALE: 1:100



03 **THIRD FLOOR A/C LAYOUT PLAN**  
M-04 SCALE: 1:100

**LEGEND :**

	- WINDOW TYPE (NUMBER INDICATES CAPACITY) (HP - HORSE POWER, T = TONS)
	- WALL MOUNTED SPLIT TYPE (NUMBER INDICATES CAPACITY) (HP - HORSE POWER, T = TONS)
	- FLOOR MOUNTED SPLIT TYPE (NUMBER INDICATES CAPACITY) (HP - HORSE POWER, T = TONS)
	- AIRCON. CONDENSING UNIT (OUTDOOR UNIT)
	- INSULATED REFRIGERANT PIPE LINE

**GENERAL NOTES:**

1. VERIFY ALL DIMENSION LOCATION OF THE EQUIPMENT ON THE DRAWING OF RELATED AND OTHER TRADES AND INVESTIGATE ALL POSSIBLE INTERFERENCE AND CONDITION AFFECTING THE MECHANICAL WORKS.
2. THE CONTRACTOR SHALL SUBMIT WARRANTY CERTIFICATE UPON COMPLETION OF THE PROJECT.
3. IT IS NOT INTENDED THAT THIS DRAWINGS SHALL SHOW EVERY REFRIGERANT PIPES, FITTINGS, CONTROLS AND VALVES. ALL SUCH ITEMS WHETHER SPECIFICALLY INDICATED OR NOT ON THE DRAWING, SHALL BE FURNISHED AND INSTALLED IF NECESSARY TO COMPLETE THE SYSTEM TO THE SATISFACTION OF THE OWNER.
4. ALL WORKS SHALL BE DONE UNDER THE IMMEDIATE SUPERVISION OF THE DULY QUALIFIED & COMPETENT MECHANICAL ENGINEER.
5. ALL WORK PERFORMED SHALL COMPLY WITH THE LATEST REGULATION OF PHILIPPINE SOCIETY OF MECHANICAL ENGINEERS CODE.
6. EXHAUST FANS SHALL BE DUCTED TYPE, PREFERRED BRAND SHALL BE KDK OR APPROVED EQUAL.

**TABULATION OF EQUIPMENTS**

TYPE OF AIRCON	COOLING CAP.		EER	ELECTRICAL SUPPLY			
	HP / TR	KJ/hr		WATTAGE	VOLTAGE	PHASE	CYCLE
WDT-01	1.5 HP	12,000	13.25	905	220	1	60
WDT-02	2.0 HP	19,000	10.50	1,890	220	1	60
WDT-03	2.0 HP	19,000	10.50	1,890	220	1	60

**LEGEND:**

- TR - TONS OF REFRIGERANTS
- KW - KILOWATTS
- HP - HORSE POWER
- BTU / HR - BRITISH THERMAL UNITS PER HOUR

**M.T. Ang**  
architectural designs  
PLANS • DESIGNS • ESTIMATES • CONSTRUCTION MANAGEMENT •  
DESIGNS BUILT • PLUMBING DESIGN  
27 P. ACHARON BOULEVARD, BRGY. DAD. SOUTH, GEN. SANTOS CITY ☎ No: 301-1917

**MICHAEL T. ANG, fuap**  
ARCHITECT

PRC:	8270
VALIDITY:	08 MAY 2018
IAPOA:	04440 141342 071615
O.R.   DATE:	141342   16JULY15
PTR:	7193602
DATE ISS:	10 JAN 2017
PLACE ISS:	GSC
TIN:	123-875-856

**SECTION 33 of RA 9266** | Drawing & specifications & other contract documents duly signed, stamp or sealed, as instruments of service, are the intellectual property and documents of the architect, whether the object for which they are made is executed or not it shall be unlawful for any person to duplicate or to make copies of said documents for use in the repetition of & for other projects or buildings, whether executed partly or in whole, without the written consent of architect or author of said documents.

**FELIX R. CAÑIZARES**  
PROF. MECHANICAL ENGINEER  
PRC Reg.No.: 3129 PTR No.: 7208629  
TIN No.: 144-854-544 Date: 1/10/17 Iss.: GSC

**PROJECT TITLE / LOCATION**  
**DORMITORY BUILDING III SENIOR HIGH PROGRAM**  
PSHS-SOCCSKSARGEN Campus, Brgy. Paraiso, Koronadal City

**APPROVED BY**  
**CHUCHI P. GARGANERA, PH. D.**  
OWNER  
**ADDRESS:** PSHS-SOCCSKSARGEN Campus, Brgy. Paraiso, Koronadal City

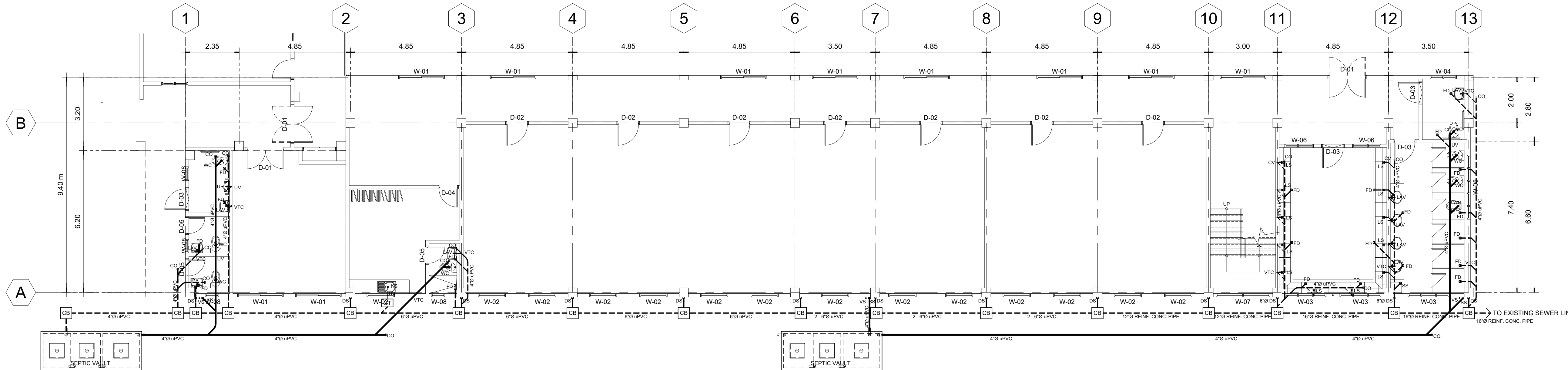
**PREPARED BY:**  
DESIGN STAFF  
**CHECKED BY :**  
**RANILE ESPINA CORDOVA, uap**  
SENIOR DESIGN ARCHITECT

**SHEET NO.**

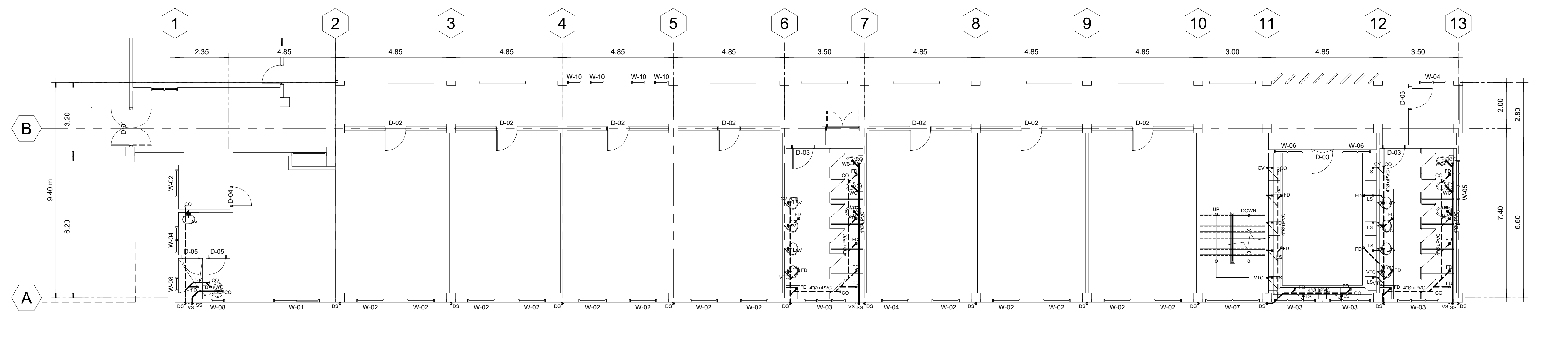
M-04	
28	39



LEGEND :							
WC	WATER CLOSET	SS	SOIL STACK	FV	FIXTURE VENT	HB	HOSE BIB
LAV	LAVATORY	VTC	VENT. THRU' CEILING	SK	SLOP SINK	FT	FAUCET
KS	KITCHEN SINK	VS	VENT. STACK	DS	DOWN SPOUTS	SSO	SEWER STUB-OUT
FD	FLOOR DRAIN	SV	STACK VENT.	RD	ROOF DRAIN	WSO	WATER SUPPLY STUB-OUT
UR	URINAL	WV	WET VENT	CO	CLEAN OUT		



01 **GROUND FLOOR SEWER LAYOUT PLAN**  
P-01 SCALE: 1:100



02 **SECOND FLOOR SEWER LAYOUT PLAN**  
P-01 SCALE: 1:100

**M.T. Ang**  
architectural designs  
PLANS • DESIGNS • ESTIMATES • CONSTRUCTION MANAGEMENT •  
DESIGNS BUILT • PLUMBING DESIGN  
27 P. ACHARON BOULEVARD, BRGY. DAD. SOUTH, GEN. SANTOS CITY ☎ No: 301-1917

**MICHAEL T. ANG, fuap**  
ARCHITECT

PRC: 8270  
VALIDITY: 08 MAY 2018  
IAPOA: 04440 141342 071615  
O.R. | DATE: 141342 | 16JULY15  
PTR: 7193602  
DATE ISS: 10 JAN 2017  
PLACE ISS: GSC  
TIN: 123-875-856

SECTION 33 of RA 9266 | Drawing & specifications & other contract documents duly signed, stamp or sealed, as instruments of service, are the intellectual property and documents of the architect, whether the object for which they are made is executed or not it shall be unlawful for any person to duplicate or to make copies of said documents for use in the repetition of & for other projects or buildings, whether executed partly or in whole, without the written consent of architect or author of said documents.

**MICHAEL T. ANG**  
MASTER PLUMBER  
PRC Reg.No.: 2174 PTR No.: 7193603  
TIN No.: 123-875-856 Date: 01/10/17

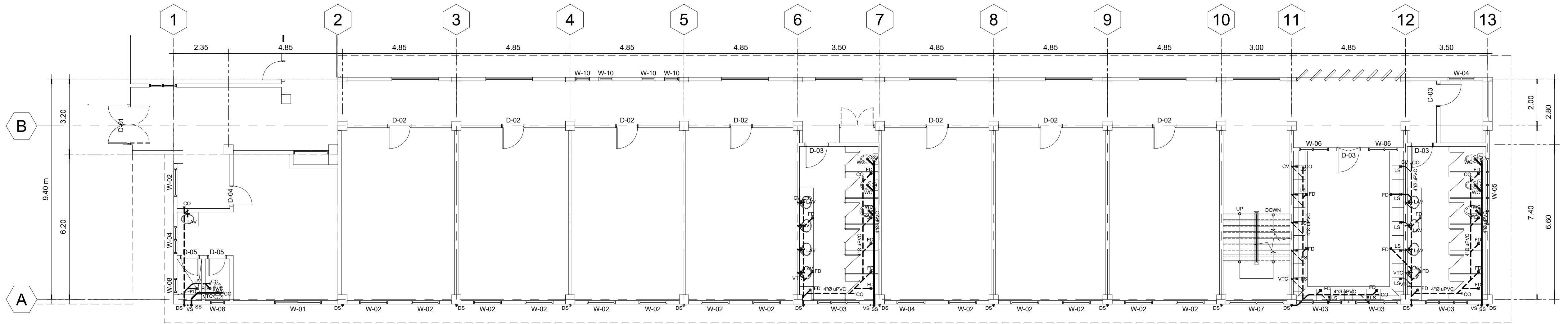
PROJECT TITLE / LOCATION  
**DORMITORY BUILDING III SENIOR HIGH PROGRAM**  
PSHS-SOCCSKSARGEN Campus, Brgy. Paraiso, Koronadal City

APPROVED BY  
**CHUCHI P. GARGANERA, PH. D.**  
OWNER  
ADDRESS: PSHS-SOCCSKSARGEN Campus, Brgy. Paraiso, Koronadal City

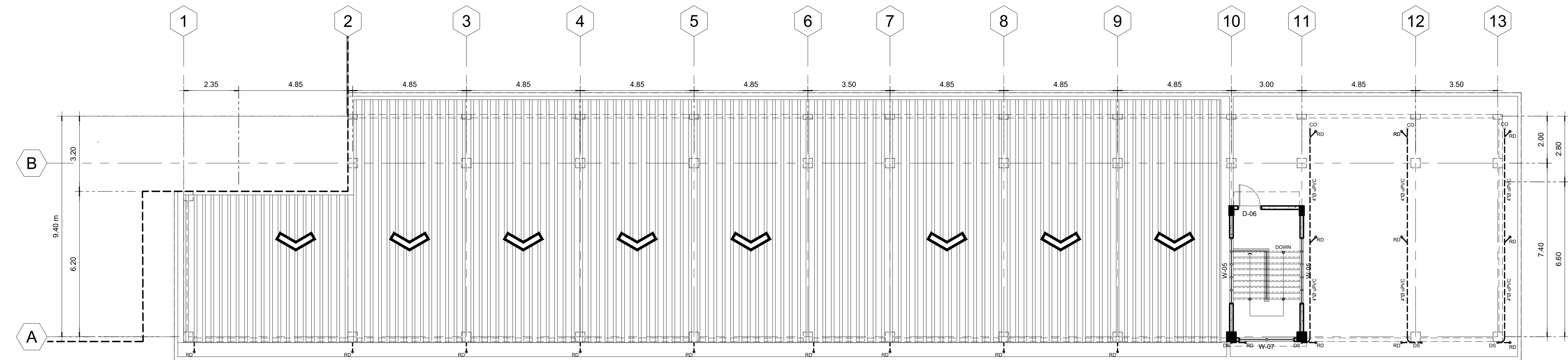
PREPARED BY:  
DESIGN STAFF  
CHECKED BY:  
**RANILE ESPINA CORDOVA, uap**  
SENIOR DESIGN ARCHITECT

SHEET NO.  
P-01  
29 39

LEGEND :							
WC	WATER CLOSET	SS	SOIL STACK	FV	FIXTURE VENT	HB	HOSE BIB
LAV	LAVATORY	VTC	VENT. THRU' CEILING	SK	SLOP SINK	FT	FAUCET
KS	KITCHEN SINK	VS	VENT. STACK	DS	DOWN SPOUTS	SSO	SEWER STUB-OUT
FD	FLOOR DRAIN	SV	STACK VENT.	RD	ROOF DRAIN	WSO	WATER SUPPLY STUB-OUT
UR	URINAL	WV	WET VENT	CO	CLEAN OUT		



01 **THIRD FLOOR SEWER LAYOUT PLAN**  
P-02 SCALE: 1:100



02 **ROOF DECK SEWER LAYOUT PLAN**  
P-02 SCALE: 1:100

**M.T. Ang**  
architectural designs  
PLANS • DESIGNS • ESTIMATES • CONSTRUCTION MANAGEMENT •  
DESIGNS BUILT • PLUMBING DESIGN  
27 P. ACHARON BOULEVARD, BRGY. DAD. SOUTH, GEN. SANTOS CITY ☎ No: 301-1917

**MICHAEL T. ANG, fuap**  
ARCHITECT

PRC:	8270
VALIDITY:	08 MAY 2018
IAPOA:	04440 141342 071615
O.R.   DATE:	141342   16JULY15
PTR:	7193602
DATE ISS:	10 JAN 2017
PLACE ISS:	GSC
TIN:	123-875-856

**SECTION 33 of RA 9266** | Drawing & specifications & other contract documents duly signed, stamp or sealed, as instruments of service, are the intellectual property and documents of the architect, whether the object for which they are made is executed or not it shall be unlawful for any person to duplicate or to make copies of said documents for use in the repetition of & for other projects or buildings, whether executed partly or in whole, without the written consent of architect or author of said documents.

**MICHAEL T. ANG**  
MASTER PLUMBER  
PRC Reg.No.: 2174 PTR No.: 7193603  
TIN No.: 123-875-856 Date: 01/10/17

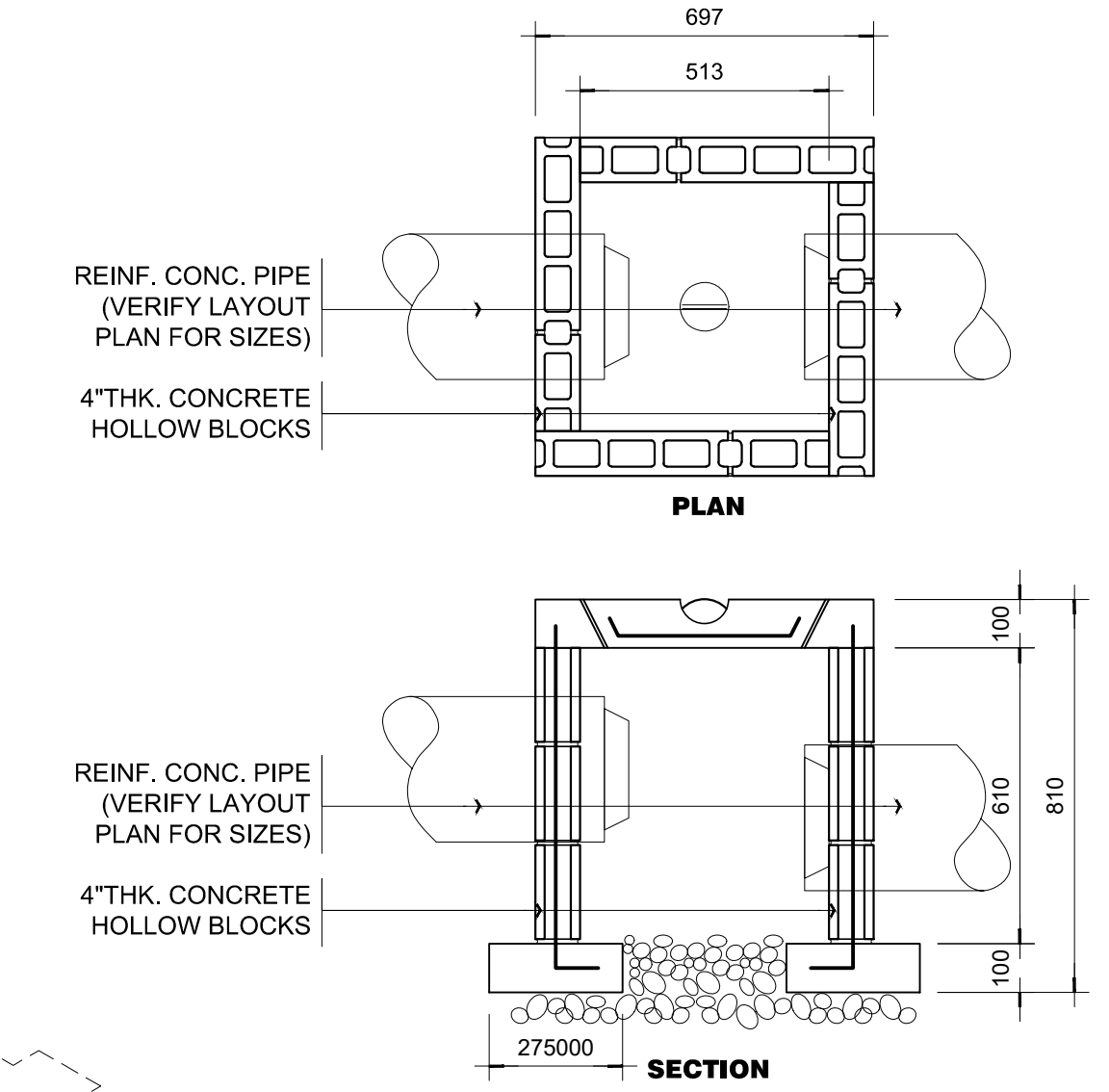
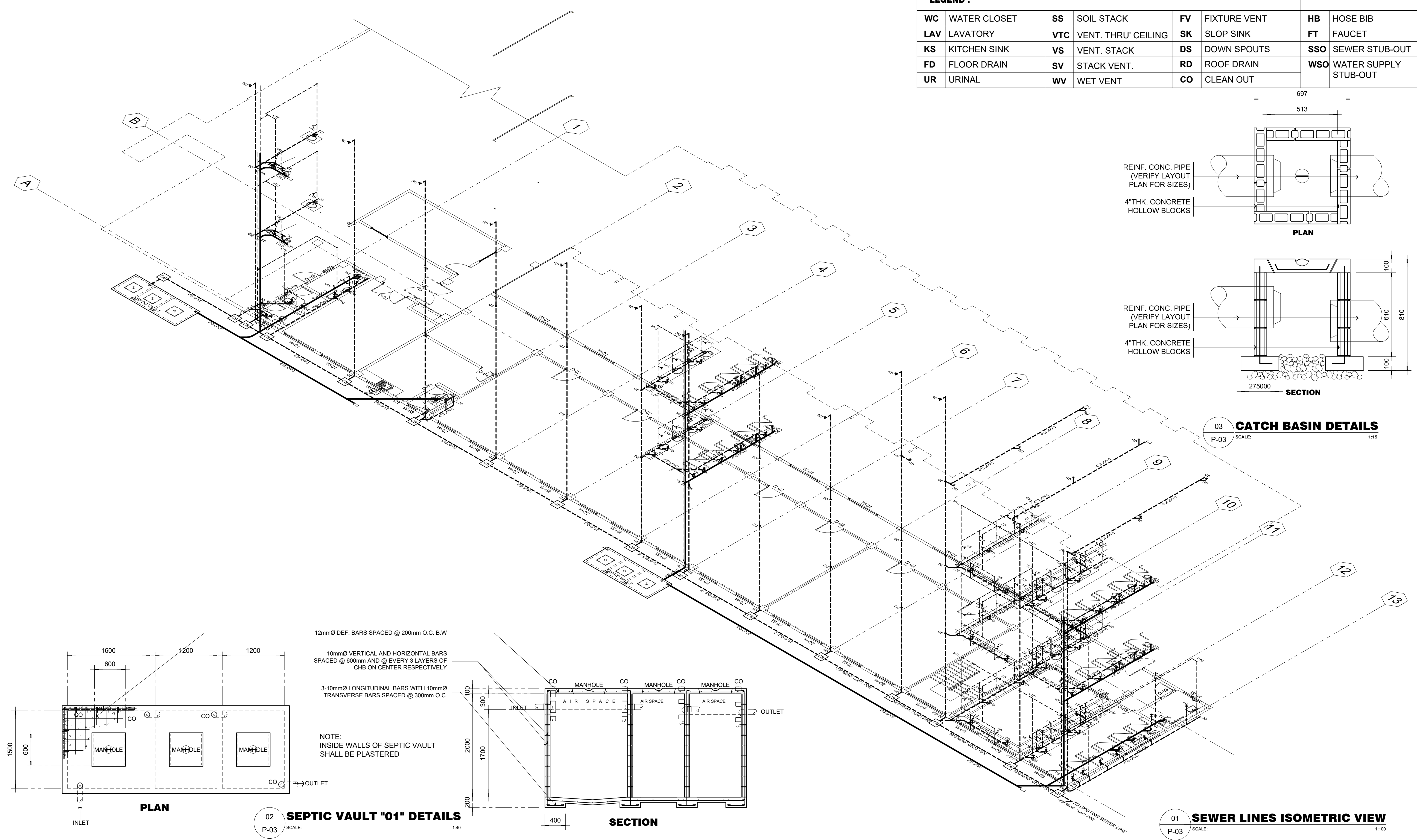
**PROJECT TITLE / LOCATION**  
**DORMITORY BUILDING III SENIOR HIGH PROGRAM**  
PSHS-SOCCSKSARGEN Campus, Brgy. Paraiso, Koronadal City

**APPROVED BY**  
**CHUCHI P. GARGANERA, PH. D.**  
OWNER  
ADDRESS: PSHS-SOCCSKSARGEN Campus, Brgy. Paraiso, Koronadal City

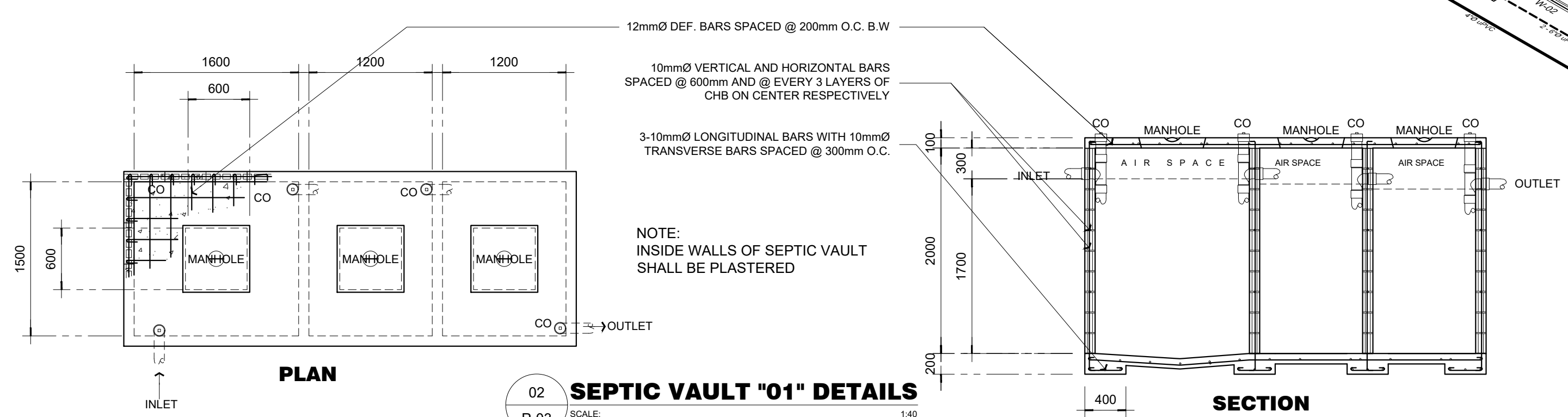
**PREPARED BY:**  
DESIGN STAFF  
**CHECKED BY:**  
**RANILE ESPINA CORDOVA, uap**  
SENIOR DESIGN ARCHITECT

<b>SHEET NO.</b>	
P-02	
30	39

LEGEND :							
WC	WATER CLOSET	SS	SOIL STACK	FV	FIXTURE VENT	HB	HOSE BIB
LAV	LAVATORY	VTC	VENT. THRU' CEILING	SK	SLOP SINK	FT	FAUCET
KS	KITCHEN SINK	VS	VENT. STACK	DS	DOWN SPOUTS	SSO	SEWER STUB-OUT
FD	FLOOR DRAIN	SV	STACK VENT.	RD	ROOF DRAIN	WSO	WATER SUPPLY STUB-OUT
UR	URINAL	WV	WET VENT	CO	CLEAN OUT		



03 CATCH BASIN DETAILS  
P-03 SCALE: 1:15



02 SEPTIC VAULT "01" DETAILS  
P-03 SCALE: 1:40

01 SEWER LINES ISOMETRIC VIEW  
P-03 SCALE: 1:100

**M.T. Ang**  
architectural designs

PLANS • DESIGNS • ESTIMATES • CONSTRUCTION MANAGEMENT •  
DESIGNS BUILT • PLUMBING DESIGN

27 P. ACHARON BOULEVARD, BRGY. DAD. SOUTH, GEN. SANTOS CITY ☎ No: 301-1917

**MICHAEL T. ANG, fuap**  
ARCHITECT

PRC:	8270
VALIDITY:	08 MAY 2018
IAPOA:	04440 141342 071615
O.R.   DATE:	141342   16 JULY 15
PTR:	7193602
DATE ISS:	10 JAN 2017
PLACE ISS:	GSC
TIN:	123-875-856

SECTION 33 of RA 9266 | Drawing & specifications & other contract documents duly signed, stamp or sealed, as instruments of service, are the intellectual property and documents of the architect, whether the object for which they are made is executed or not it shall be unlawful for any person to duplicate or to make copies of said documents for use in the repetition of & for other projects or buildings, whether executed partly or in whole, without the written consent of architect or author of said documents.

**MICHAEL T. ANG**  
MASTER PLUMBER

PRC Reg. No.:	2174	PTR No.:	7193603
TIN No.:	123-875-856	Date:	01/10/17

PROJECT TITLE / LOCATION  
**DORMITORY BUILDING III SENIOR HIGH PROGRAM**  
PSHS-SOCCSKSARGEN Campus, Brgy. Paraiso, Koronadal City

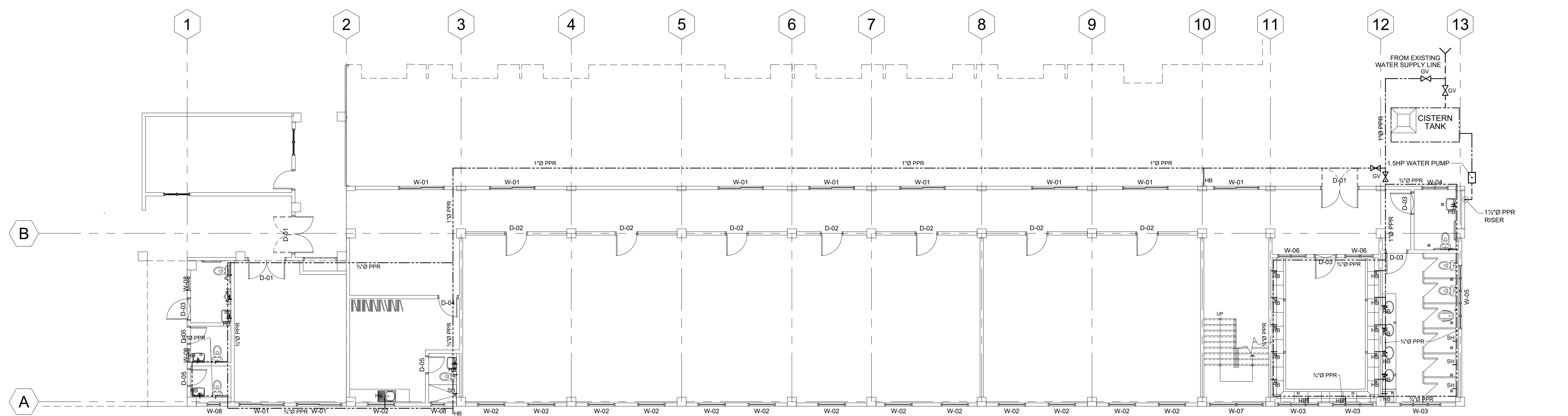
APPROVED BY  
**CHUCHI P. GARGANERA, PH. D.**  
OWNER  
ADDRESS: PSHS-SOCCSKSARGEN Campus, Brgy. Paraiso, Koronadal City

PREPARED BY:  
DESIGN STAFF  
CHECKED BY:  
**RANILE ESPINA CORDOVA, uap**  
SENIOR DESIGN ARCHITECT

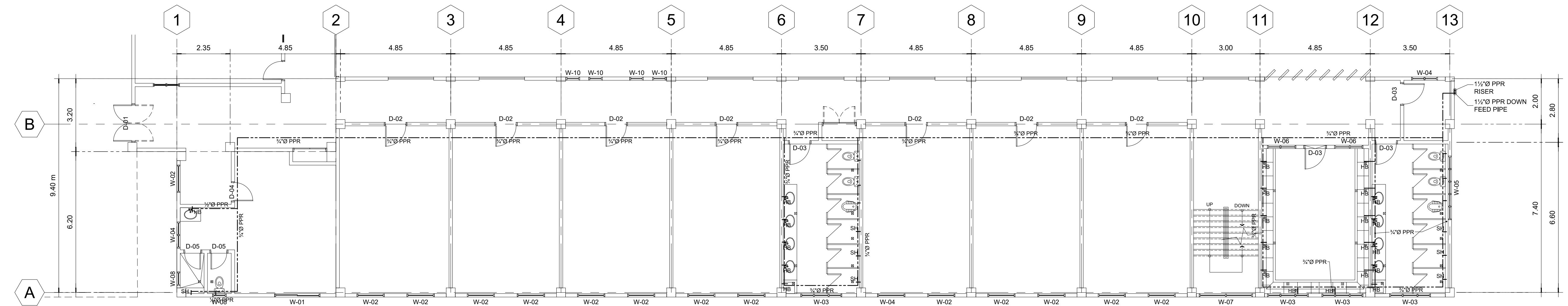
SHEET NO.	
P-03	
31	39



LEGEND :							
WC	WATER CLOSET	SS	SOIL STACK	FV	FIXTURE VENT	HB	HOSE BIB
LAV	LAVATORY	VTC	VENT. THRU' CEILING	SK	SLOP SINK	FT	FAUCET
KS	KITCHEN SINK	VS	VENT. STACK	DS	DOWN SPOUTS	SSO	SEWER STUB-OUT
FD	FLOOR DRAIN	SV	STACK VENT.	RD	ROOF DRAIN	WSO	WATER SUPPLY STUB-OUT
UR	URINAL	WV	WET VENT	CO	CLEAN OUT		



01 **GROUND FLOOR WATER SUPPLY LAYOUT PLAN**  
 P-04 SCALE: 1:100



02 **SECOND FLOOR WATER SUPPLY LAYOUT PLAN**  
 P-04 SCALE: 1:100

**M.T. Ang**  
 architectural designs  
 PLANS • DESIGNS • ESTIMATES • CONSTRUCTION MANAGEMENT •  
 DESIGNS BUILT • PLUMBING DESIGN  
 27 P. ACHARON BOULEVARD, BRGY. DAD. SOUTH, GEN. SANTOS CITY ☎ No: 301-1917

**MICHAEL T. ANG, fuap**  
 ARCHITECT

PRC:	8270
VALIDITY	08 MAY 2018
IAPOA:	04440 141342 071615
O.R.   DATE	141342   16JULY15
PTR	7193602
DATE ISS.	10 JAN 2017
PLACE ISS.	GSC
TIN	123-875-856

**SECTION 33 of RA 9266** | Drawing & specifications & other contract documents duly signed, stamp or sealed, as instruments of service, are the intellectual property and documents of the architect, whether the object for which they are made is executed or not it shall be unlawful for any person to duplicate or to make copies of said documents for use in the repetition of & for other projects or buildings, whether executed partly or in whole, without the written consent of architect or author of said documents.

**MICHAEL T. ANG**  
 MASTER PLUMBER  
 PRC Reg.No.: 2174 PTR No.: 7193603  
 TIN No.: 123-875-856 Date: 01/10/17

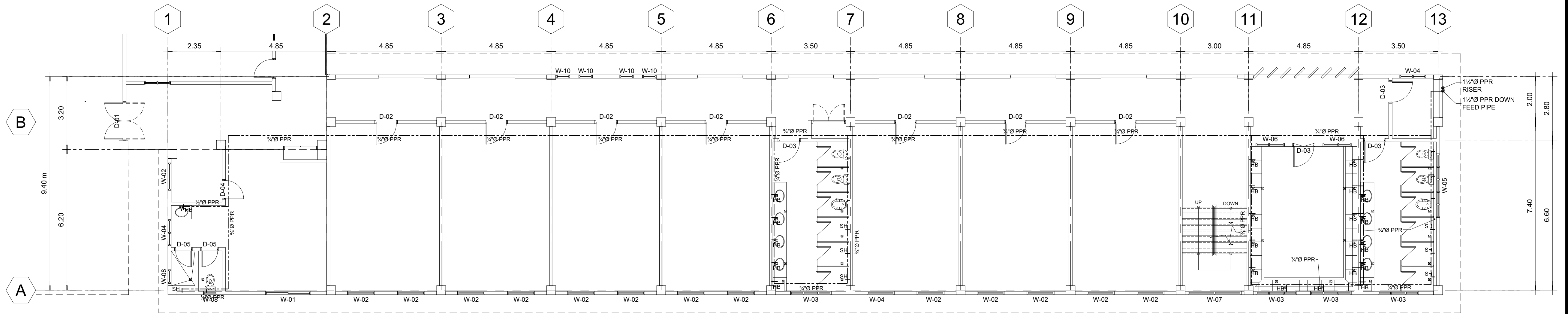
**PROJECT TITLE / LOCATION**  
**DORMITORY BUILDING III SENIOR HIGH PROGRAM**  
 PSHS-SOCCSKSARGEN Campus, Brgy. Paraiso, Koronadal City

**APPROVED BY**  
**CHUCHI P. GARGANERA, PH. D.**  
 OWNER  
 ADDRESS: PSHS-SOCCSKSARGEN Campus, Brgy. Paraiso, Koronadal City

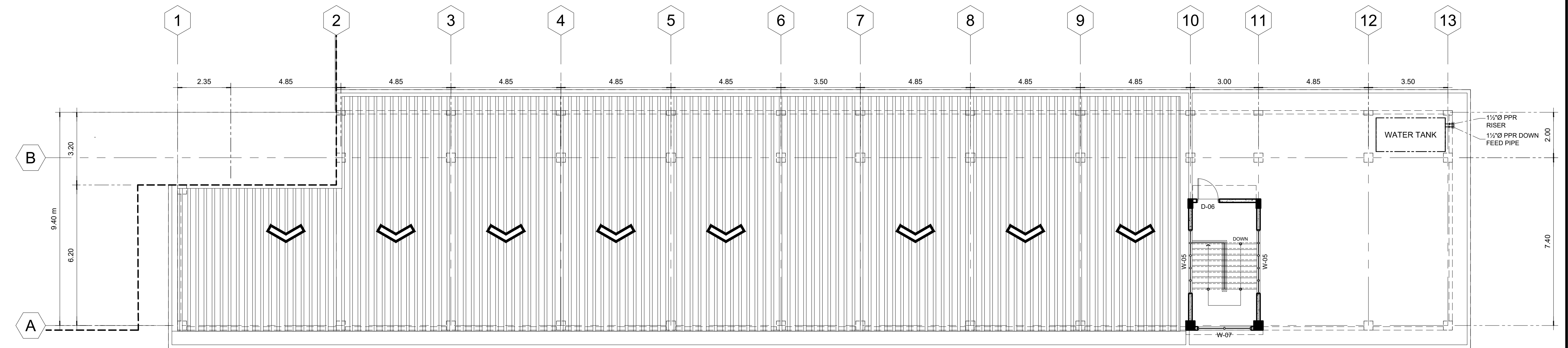
**PREPARED BY:**  
 DESIGN STAFF  
**CHECKED BY:**  
**RANILE ESPINA CORDOVA, uap**  
 SENIOR DESIGN ARCHITECT

<b>SHEET NO.</b>	
P-04	
32	39


LEGEND :							
WC	WATER CLOSET	SS	SOIL STACK	FV	FIXTURE VENT	HB	HOSE BIB
LAV	LAVATORY	VTC	VENT. THRU' CEILING	SK	SLOP SINK	FT	FAUCET
KS	KITCHEN SINK	VS	VENT. STACK	DS	DOWN SPOUTS	SSO	SEWER STUB-OUT
FD	FLOOR DRAIN	SV	STACK VENT.	RD	ROOF DRAIN	WSO	WATER SUPPLY STUB-OUT
UR	URINAL	WV	WET VENT	CO	CLEAN OUT		



01 **THIRD FLOOR SEWER LAYOUT PLAN**  
P-02 SCALE: 1:100



02 **ROOF DECK SEWER LAYOUT PLAN**  
P-02 SCALE: 1:100

 <p>PLANS • DESIGNS • ESTIMATES • CONSTRUCTION MANAGEMENT • DESIGNS BUILT • PLUMBING DESIGN</p> <p>27 P. ACHARON BOULEVARD, BRGY. DAD. SOUTH, GEN. SANTOS CITY ☎ No: 301-1917</p>	<p>MICHAEL T. ANG, fuap ARCHITECT</p>	<p>PRC: 8270 VALIDITY: 08 MAY 2018 IAPOA: 04440 141342 071615 O.R.   DATE: 141342   16JULY15 PTR: 7193602 DATE ISS: 10 JAN 2017 PLACE ISS: GSC TIN: 123-875-856</p>	<p>SECTION 33 of RA 9266   Drawing &amp; specifications &amp; other contract documents duly signed, stamp or sealed, as instruments of service, are the intellectual property and documents of the architect, whether the object for which they are made is executed or not it shall be unlawful for any person to duplicate or to make copies of said documents for use in the repetition of &amp; for other projects or buildings, whether executed partly or in whole, without the written consent of architect or author of said documents.</p>	<p>MICHAEL T. ANG MASTER PLUMBER</p> <p>PRC Reg. No.: 2174 PTR No.: 7193603 TIN No.: 123-875-856 Date: 01/10/17</p>	<p>PROJECT TITLE / LOCATION <b>DORMITORY BUILDING III SENIOR HIGH PROGRAM</b> PSHS-SOCCSKSARGEN Campus, Brgy. Paraiso, Koronadal City</p>	<p>APPROVED BY <b>CHUCHI P. GARGANERA, PH. D.</b> OWNER ADDRESS: PSHS-SOCCSKSARGEN Campus, Brgy. Paraiso, Koronadal City</p>	<p>PREPARED BY: DESIGN STAFF CHECKED BY: <b>RANILE ESPINA CORDOVA, uap</b> SENIOR DESIGN ARCHITECT</p>	<p>SHEET NO. P-05 33 39</p>
		<p>FILE NAME: MTA17-018-PhilSci_DORM3.dwg   August 10, 2017</p>						



LEGEND :							
WC	WATER CLOSET	SS	SOIL STACK	FV	FIXTURE VENT	HB	HOSE BIB
LAV	LAVATORY	VTC	VENT. THRU' CEILING	SK	SLOP SINK	FT	FAUCET
KS	KITCHEN SINK	VS	VENT. STACK	DS	DOWN SPOUTS	SSO	SEWER STUB-OUT
FD	FLOOR DRAIN	SV	STACK VENT.	RD	ROOF DRAIN	WSO	WATER SUPPLY STUB-OUT
UR	URINAL	WV	WET VENT	CO	CLEAN OUT		

### SPECIFICATIONS:

ALL PLUMBING WORKS AND INSTALLATIONS SHALL CONFORM WITH THE LATEST EDITION OF NATIONAL PLUMBING CODE RULES AND REGULATION OF THE ENFORCING AUTHORITY CONCERNED AND CITY.

ALL HORIZONTAL PIPINGS SHALL RUN IN PRACTICAL ALIGNMENT AND SHALL BE PROVIDED WITH SLOPE OF NOT LESS THAN 1 SLOPE AND SUPPORTED OF ANCHOR EVERY 3.00M. INTERVALS.

ALL MATERIALS SHALL BE NEW AND APPROVED TYPES:

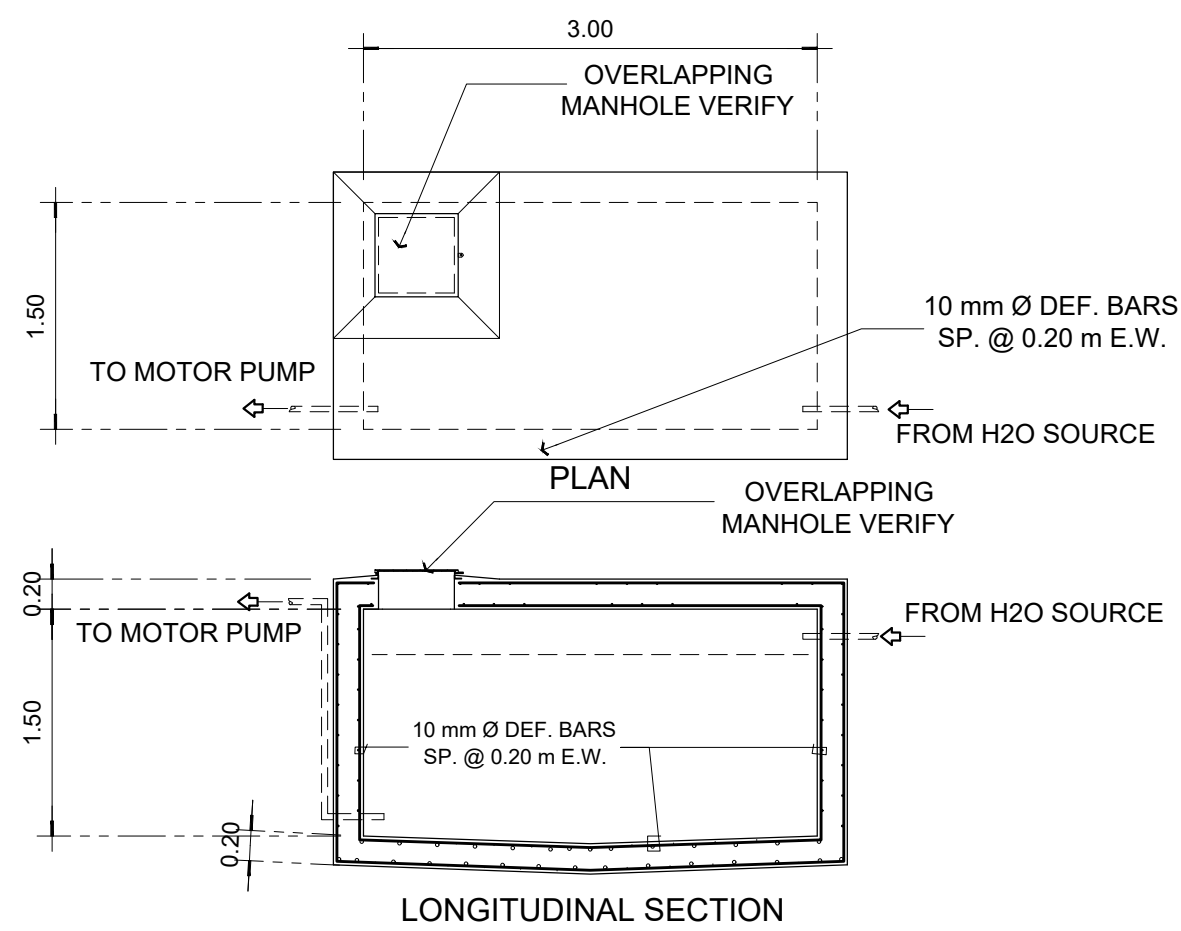
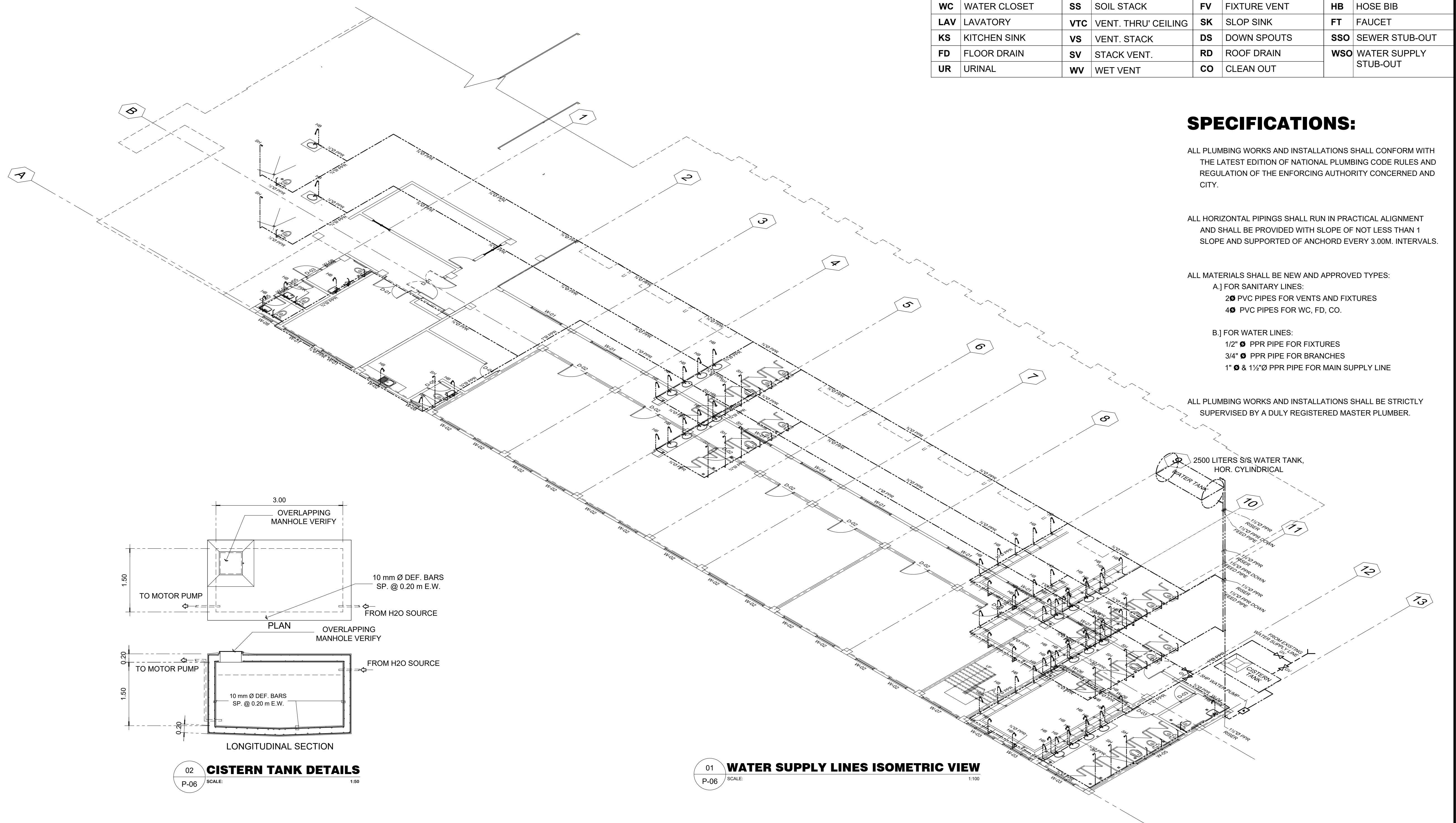
A.) FOR SANITARY LINES:

- 20 PVC PIPES FOR VENTS AND FIXTURES
- 40 PVC PIPES FOR WC, FD, CO.

B.) FOR WATER LINES:

- 1/2" Ø PPR PIPE FOR FIXTURES
- 3/4" Ø PPR PIPE FOR BRANCHES
- 1" Ø & 1 1/2" Ø PPR PIPE FOR MAIN SUPPLY LINE

ALL PLUMBING WORKS AND INSTALLATIONS SHALL BE STRICTLY SUPERVISED BY A DULY REGISTERED MASTER PLUMBER.



02 CISTERN TANK DETAILS  
SCALE: 1:50

01 WATER SUPPLY LINES ISOMETRIC VIEW  
SCALE: 1:100

**M.T. Ang**  
architectural designs  
PLANS • DESIGNS • ESTIMATES • CONSTRUCTION MANAGEMENT •  
DESIGNS BUILT • PLUMBING DESIGN  
27 P. ACHARON BOULEVARD, BRGY. DAD. SOUTH, GEN. SANTOS CITY ☎ No: 301-1917

**MICHAEL T. ANG, fuap**  
ARCHITECT

PRC:	8270
VALIDITY:	08 MAY 2018
IAPOA:	04440 141342 071615
O.R.   DATE:	141342   16 JULY 15
PTR:	7193602
DATE ISS:	10 JAN 2017
PLACE ISS:	GSC
TIN:	123-875-856

SECTION 33 of RA 9266 | Drawing & specifications & other contract documents duly signed, stamp or sealed, as instruments of service, are the intellectual property and documents of the architect, whether the object for which they are made is executed or not it shall be unlawful for any person to duplicate or to make copies of said documents for use in the repetition of & for other projects or buildings, whether executed partly or in whole, without the written consent of architect or author of said documents.

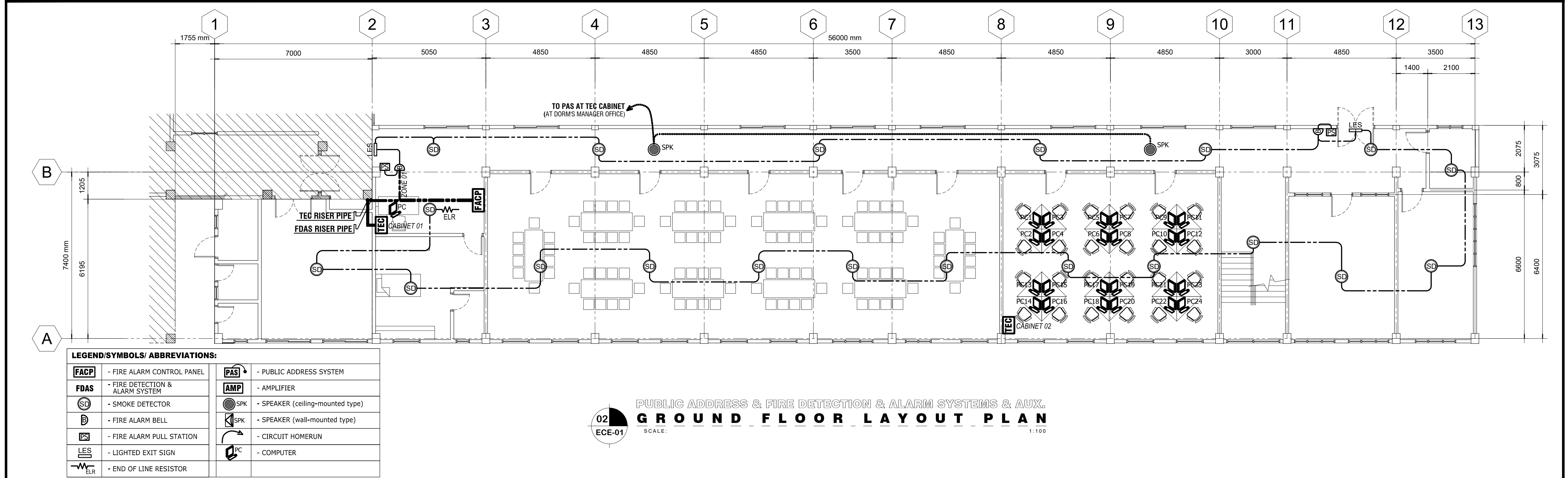
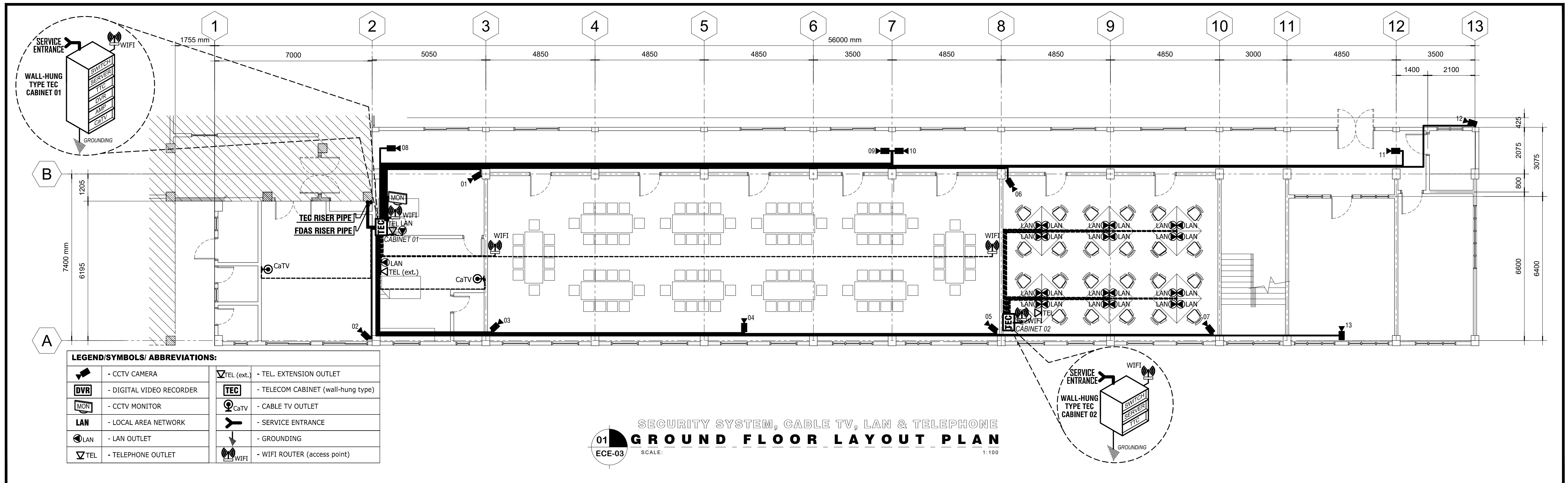
**MICHAEL T. ANG**  
MASTER PLUMBER  
PRC Reg. No.: 2174 PTR No.: 7193603  
TIN No.: 123-875-856 Date: 01/10/17

PROJECT TITLE / LOCATION  
**DORMITORY BUILDING III SENIOR HIGH PROGRAM**  
PSHS-SOCCSKSARGEN Campus, Brgy. Paraiso, Koronadal City

APPROVED BY  
**CHUCHI P. GARGANERA, PH. D.**  
OWNER  
ADDRESS: PSHS-SOCCSKSARGEN Campus, Brgy. Paraiso, Koronadal City

PREPARED BY:  
DESIGN STAFF  
CHECKED BY:  
**RANILE ESPINA CORDOVA, uap**  
SENIOR DESIGN ARCHITECT

SHEET NO.	
P-06	
34	39



**M.T. Ang**  
architectural designs

PLANS • DESIGNS • ESTIMATES • CONSTRUCTION MANAGEMENT •  
DESIGNS BUILT • PLUMBING DESIGN

27 P. ACHARON BOULEVARD, BRGY. DAD. SOUTH, GEN. SANTOS CITY ☎ No: 301-1917

MICHAEL T. ANG, fuap  
ARCHITECT

P.R.C. No.	8270
VALIDITY	08 MAY 2018
IAPOA No.	04440 141342 071615
O.R.   DATE	141342 /16 JULY 15
P.T.R. No.	7193602
DATE ISS.	10 JAN. 2017
PLACE ISS.	G.S.C.
T.I.N.	123-875-856

SECTION 33 of RA 9266 | Drawing & specifications & other contract documents duly signed, stamp or sealed, as instruments of service, are the intellectual property and documents of the architect, whether the object for which they are made is executed or not it shall be unlawful for any person to duplicate or to make copies of said documents for use in the repetition of & for other projects or buildings, whether executed partly or in whole, without the written consent of architect or author of said documents.

DARWIN D. NISPEROS, IECEP PROF. ELECTRONICS & COMM. ENGR.	
P.R.C. No.: 0472	IECEP No.: 09-09657, 2018
P.T.R. No.: 7169035	DATE : 01-05-2017
ISS. AT: G.S.C.	T.I.N.: 169-824-299

PROJECT TITLE / LOCATION

**DORMITORY BUILDING III  
SENIOR HIGH PROGRAM**  
PSHS-SOCCSKSARGEN Campus, Brgy. Paraiso,  
Koronadal City

APPROVED BY

**CHUCHI P. GARGANERA, PH. D.**  
DIRECTOR III

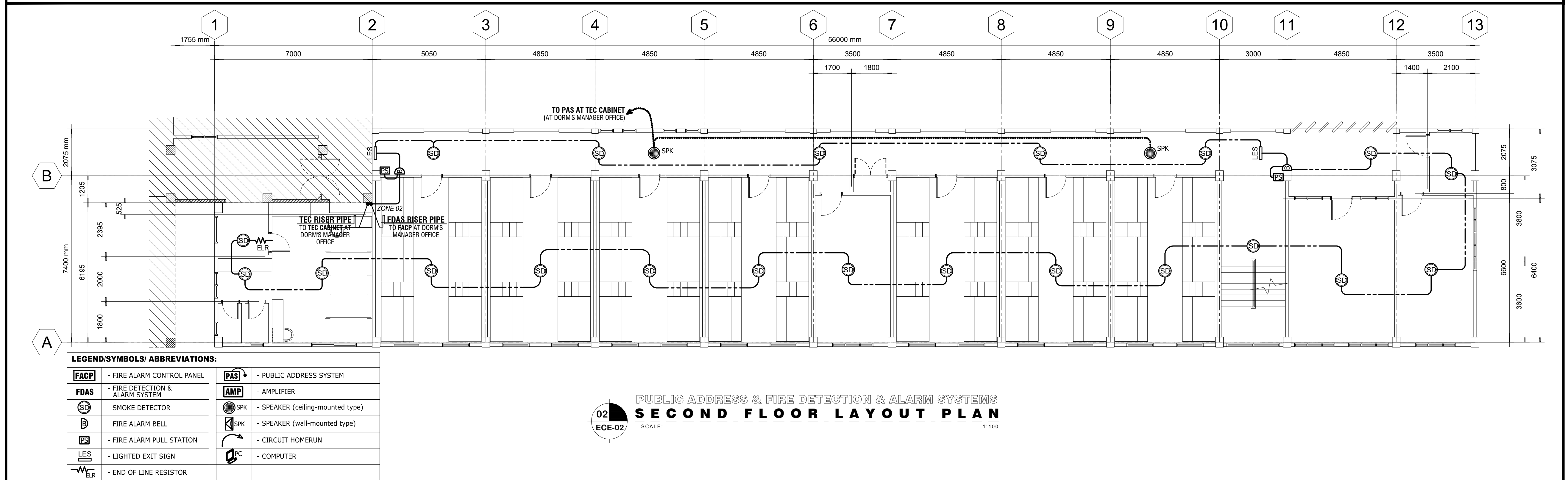
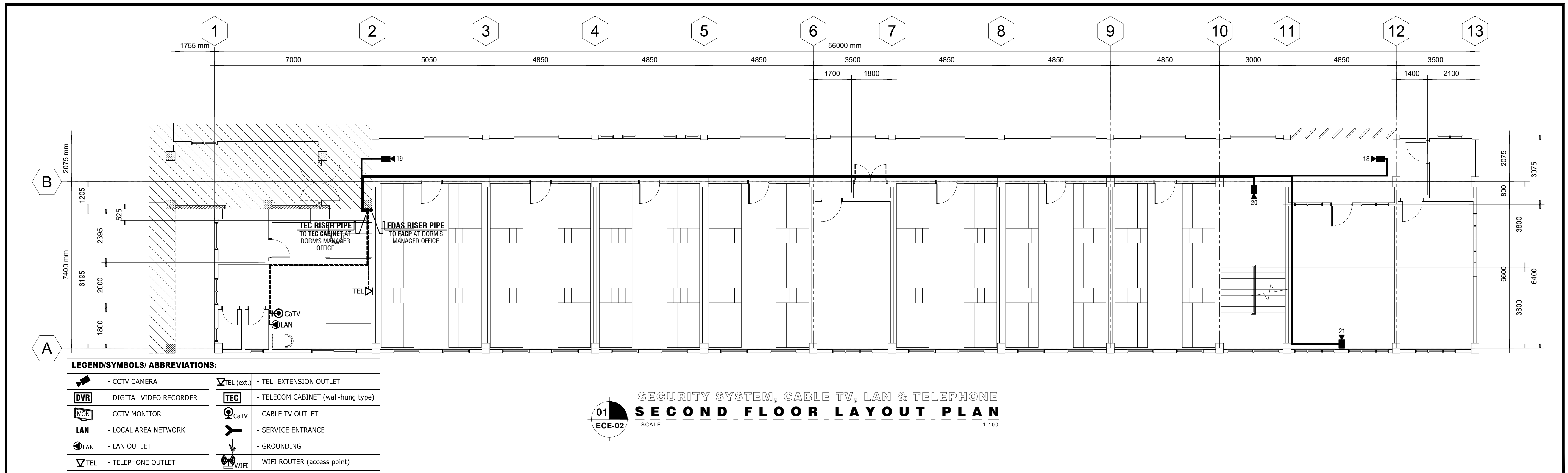
ADDRESS: PSHS-SOCCSKSARGEN Campus, Brgy. Paraiso, Koronadal City

PREPARED BY:  
**ENGR. DARWIN D. NISPEROS**

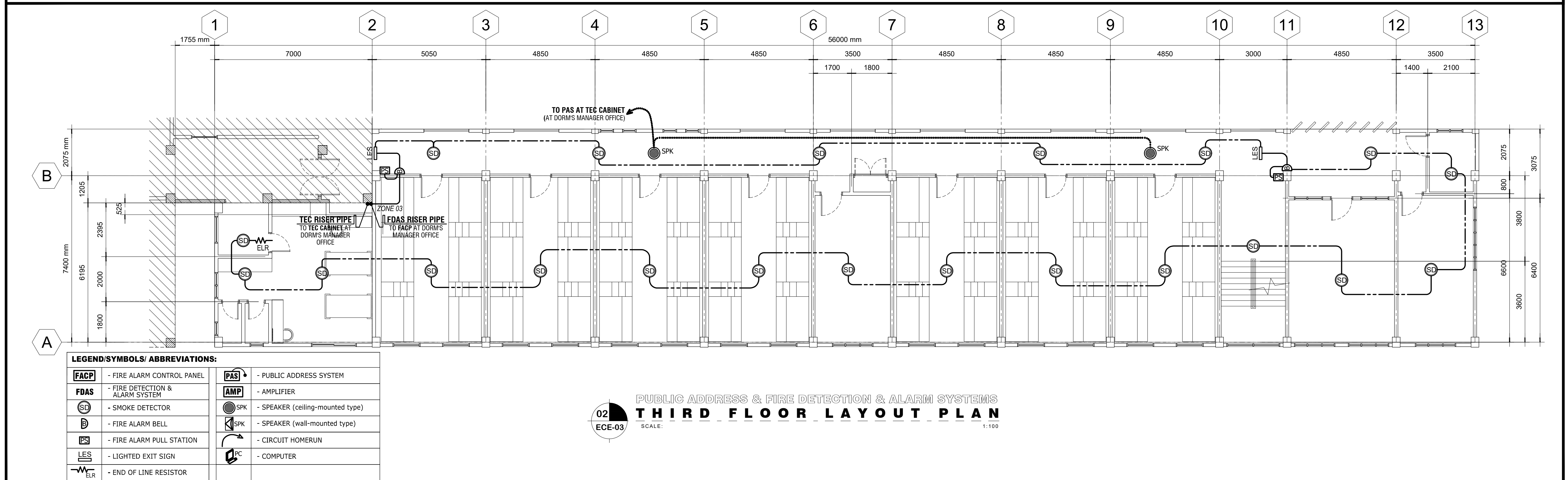
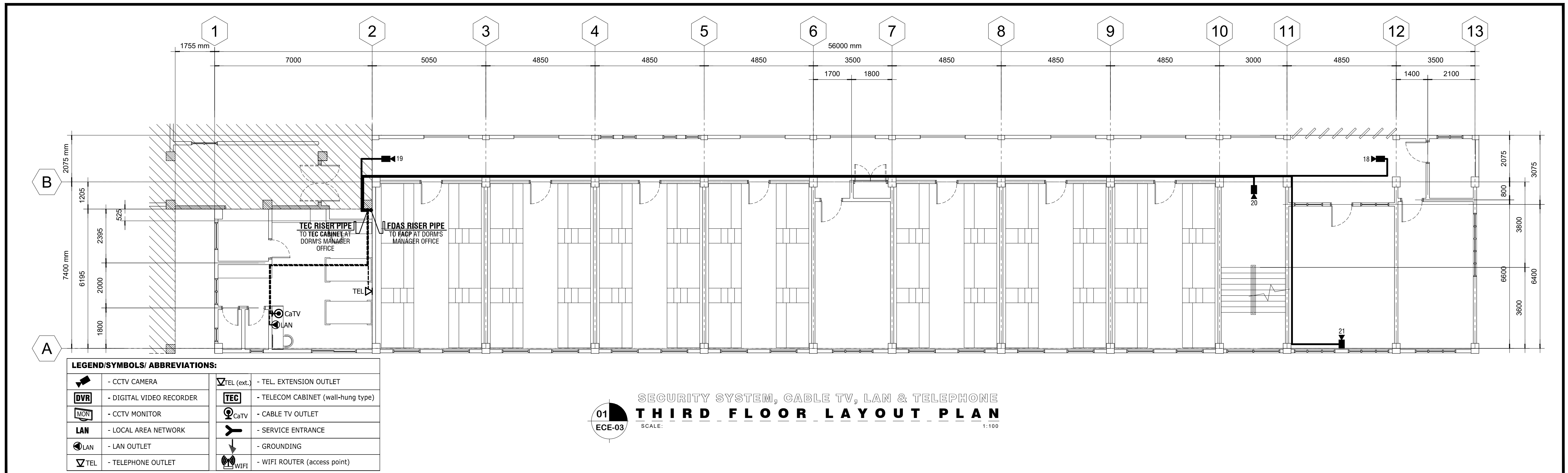
CHECKED BY :  
-----  
RESIDENT ENGINEER

SHEET NO.	
ECE-01	
35	39

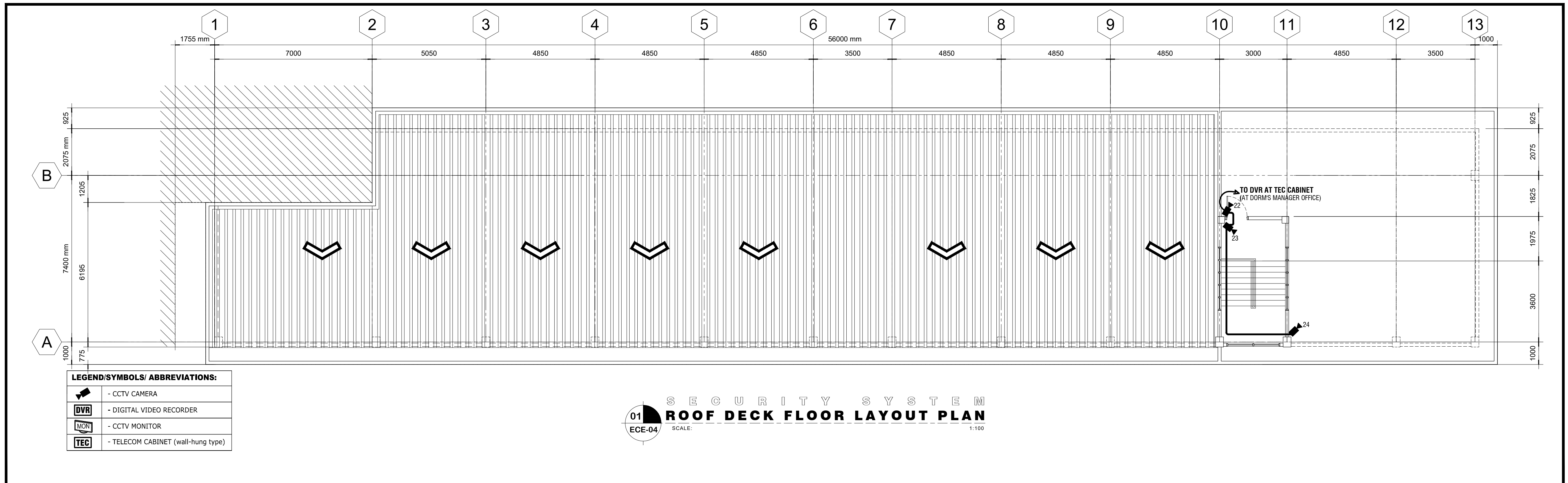




 PLANS • DESIGNS • ESTIMATES • CONSTRUCTION MANAGEMENT • DESIGNS BUILT • PLUMBING DESIGN 27 P. ACHARON BOULEVARD, BRGY. DAD. SOUTH, GEN. SANTOS CITY ☎ No: 301-1917	<b>MICHAEL T. ANG, fuap</b> ARCHITECT	P.R.C. No. 8270 VALIDITY 08 MAY 2018 IAPOA No. 04440 141342 071615 O.R.   DATE 141342 /16 JULY 15 P.T.R. No. 7193602 DATE ISS. 10 JAN. 2017 PLACE ISS. G.S.C. T.I.N. 123-875-856	<b>SECTION 33 of RA 9266</b>   Drawing & specifications & other contract documents duly signed, stamp or sealed, as instruments of service, are the intellectual property and documents of the architect, whether the object for which they are made is executed or not it shall be unlawful for any person to duplicate or to make copies of said documents for use in the repetition of & for other projects or buildings, without the written consent of architect or author of said documents.	<b>DARWIN D. NISPEROS, IECEP</b> PROF. ELECTRONICS & COMM. ENGR. P.R.C. No.: 0472 IECEP No.: 09-09657, 2018 P.T.R. No.: 7169035 DATE: 01-05-2017 ISS. AT: G.S.C. T.I.N.: 169-824-299	<b>PROJECT TITLE / LOCATION</b> <b>DORMITORY BUILDING III SENIOR HIGH PROGRAM</b> PSHS-SOCCSKSARGEN Campus, Brgy. Paraiso, Koronadal City	<b>APPROVED BY</b> <b>CHUCHI P. GARGANERA, PH. D.</b> DIRECTOR III ADDRESS: PSHS-SOCCSKSARGEN Campus, Brgy. Paraiso, Koronadal City	<b>PREPARED BY:</b> <b>ENGR. DARWIN D. NISPEROS</b> <b>CHECKED BY:</b> ---- RESIDENT ENGINEER	<b>SHEET NO.</b> ECE-02 36 39
		FILE NAME: new PHILSCI DORM 3 ECEver1.dwg   August 8, 2017						



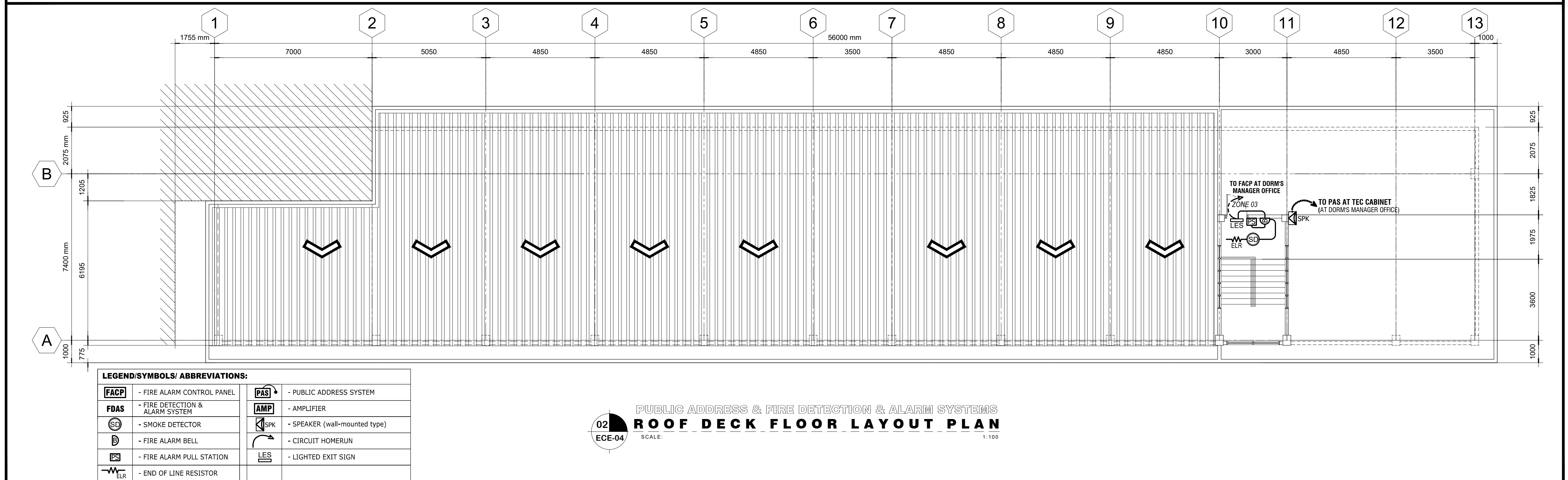
 <b>M.T. Ang</b> architectural designs PLANS • DESIGNS • ESTIMATES • CONSTRUCTION MANAGEMENT • DESIGNS BUILT • PLUMBING DESIGN 27 P. ACHARON BOULEVARD, BRGY. DAD. SOUTH, GEN. SANTOS CITY ☎ No: 301-1917	<b>MICHAEL T. ANG, fuap</b> ARCHITECT	P.R.C. No. 8270 VALIDITY 08 MAY 2018 IAPOA No. 04440 141342 071615 O.R.   DATE 141342 /16 JULY 15 P.T.R. No. 7193602 DATE ISS. 10 JAN. 2017 PLACE ISS. G.S.C. T.I.N. 123-875-856	<b>SECTION 33 of RA 9266</b>   Drawing & specifications & other contract documents duly signed, stamp or sealed, as instruments of service, are the intellectual property and documents of the architect, whether the object for which they are made is executed or not it shall be unlawful for any person to duplicate or to make copies of said documents for use in the repetition of & for other projects or buildings, without the written consent of architect or author of said documents.	<b>DARWIN D. NISPEROS, IECEP</b> PROF. ELECTRONICS & COMM. ENGR. P.R.C. No.: 0472 IECEP No.: 09-09657, 2018 P.T.R. No.: 7169035 DATE: 01-05-2017 ISS. AT: G.S.C. T.I.N.: 169-824-299	<b>PROJECT TITLE / LOCATION</b> <b>DORMITORY BUILDING III</b> <b>SENIOR HIGH PROGRAM</b> PSHS-SOCCSKSARGEN Campus, Brgy. Paraiso, Koronadal City	<b>APPROVED BY</b> <b>CHUCHI P. GARGANERA, PH. D.</b> DIRECTOR III ADDRESS: PSHS-SOCCSKSARGEN Campus, Brgy. Paraiso, Koronadal City	<b>PREPARED BY:</b> <b>ENGR. DARWIN D. NISPEROS</b> <b>CHECKED BY:</b> ---- RESIDENT ENGINEER	<b>SHEET NO.</b> ECE-03 37 39
	FILE NAME: new PHILSCI DORM 3 ECEver1.dwg   August 8, 2017							



**LEGEND/SYMBOLS/ ABBREVIATIONS:**

	- CCTV CAMERA
	- DIGITAL VIDEO RECORDER
	- CCTV MONITOR
	- TELECOM CABINET (wall-hung type)

SECURITY SYSTEM  
**01 ROOF DECK FLOOR LAYOUT PLAN**  
 SCALE: 1:100



**LEGEND/SYMBOLS/ ABBREVIATIONS:**

	- FIRE ALARM CONTROL PANEL		- PUBLIC ADDRESS SYSTEM
	- FIRE DETECTION & ALARM SYSTEM		- AMPLIFIER
	- SMOKE DETECTOR		- SPEAKER (wall-mounted type)
	- FIRE ALARM BELL		- CIRCUIT HOMERUN
	- FIRE ALARM PULL STATION		- LIGHTED EXIT SIGN
	- END OF LINE RESISTOR		

PUBLIC ADDRESS & FIRE DETECTION & ALARM SYSTEMS  
**02 ROOF DECK FLOOR LAYOUT PLAN**  
 SCALE: 1:100

 PLANS • DESIGNS • ESTIMATES • CONSTRUCTION MANAGEMENT • DESIGNS BUILT • PLUMBING DESIGN 27 P. ACHARON BOULEVARD, BRGY. DAD. SOUTH, GEN. SANTOS CITY ☎ No: 301-1917	<b>MICHAEL T. ANG, fuap</b> ARCHITECT	P.R.C. No. 8270 VALIDITY 08 MAY 2018 IAPOA No. 04440 141342 071615 O.R.   DATE 141342 /16 JULY 15 P.T.R. No. 7193602 DATE ISS. 10 JAN. 2017 PLACE ISS. G.S.C. T.I.N. 123-875-856	<b>SECTION 33 of RA 9266</b>   Drawing & specifications & other contract documents duly signed, stamped or sealed, as instruments of service, are the intellectual property and documents of the architect, whether the object for which they are made is executed or not it shall be unlawful for any person to duplicate or to make copies of said documents for use in the repetition of & for other projects or buildings, whether executed party or in whole, without the written consent of architect or author of said documents.	<b>DARWIN D. NISPEROS, IECEP</b> PROF. ELECTRONICS & COMM. ENGR. P.R.C. No.: 0472    IECEP No.: 09-09657, 2018 P.T.R. No.: 7169035    DATE : 01-05-2017 ISS. AT: G.S.C.    T.I.N.: 169-824-299	<b>PROJECT TITLE / LOCATION</b> <b>DORMITORY BUILDING III</b> <b>SENIOR HIGH PROGRAM</b> PSHS-SOCCSKSARGEN Campus, Brgy. Paraiso, Koronadal City	<b>APPROVED BY</b> <div style="text-align: center;"> <b>CHUCHI P. GARGANERA, PH. D.</b>          DIRECTOR III          ADDRESS: PSHS-SOCCSKSARGEN Campus, Brgy. Paraiso, Koronadal City       </div>	<b>PREPARED BY:</b> <div style="text-align: center;"> <b>ENGR. DARWIN D. NISPEROS</b> </div> <b>CHECKED BY:</b> <div style="text-align: center;">         ----          RESIDENT ENGINEER       </div>	<b>SHEET NO.</b> ECE-04 38 39
	FILE NAME: new PHILSCI DORM 3 ECEver1.dwg   August 8, 2017							

**ELECTRONIC NOTES:**

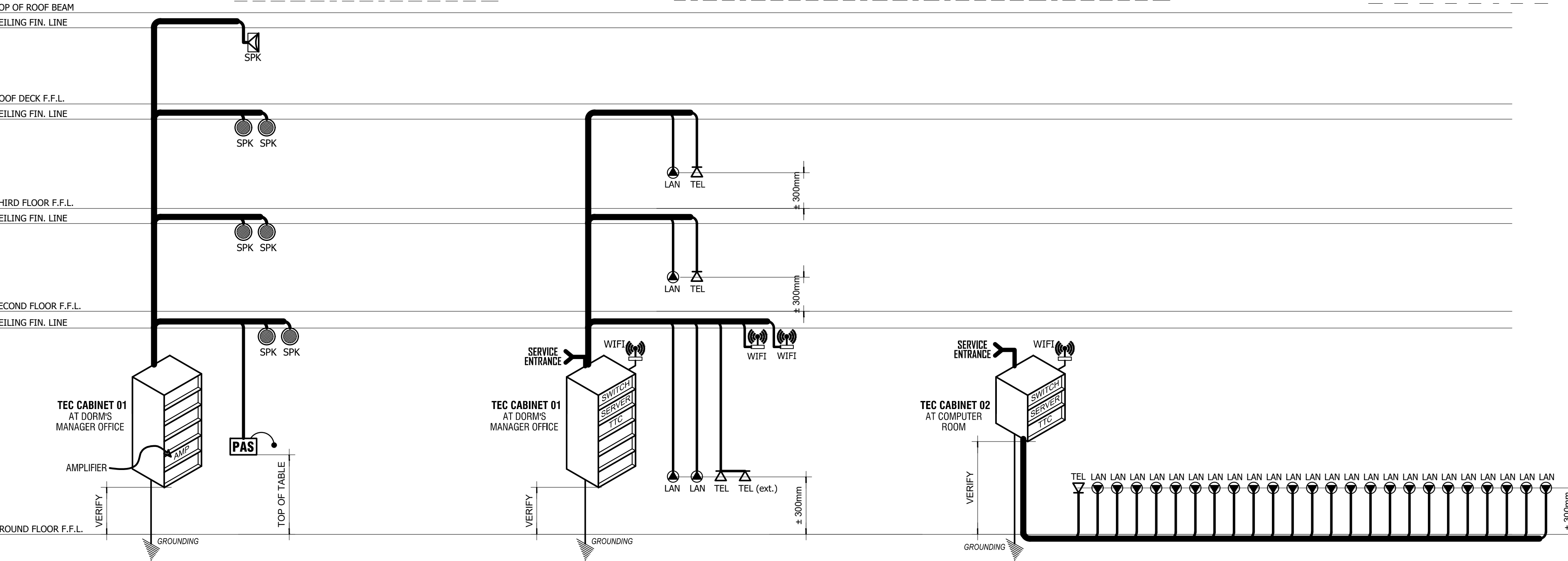
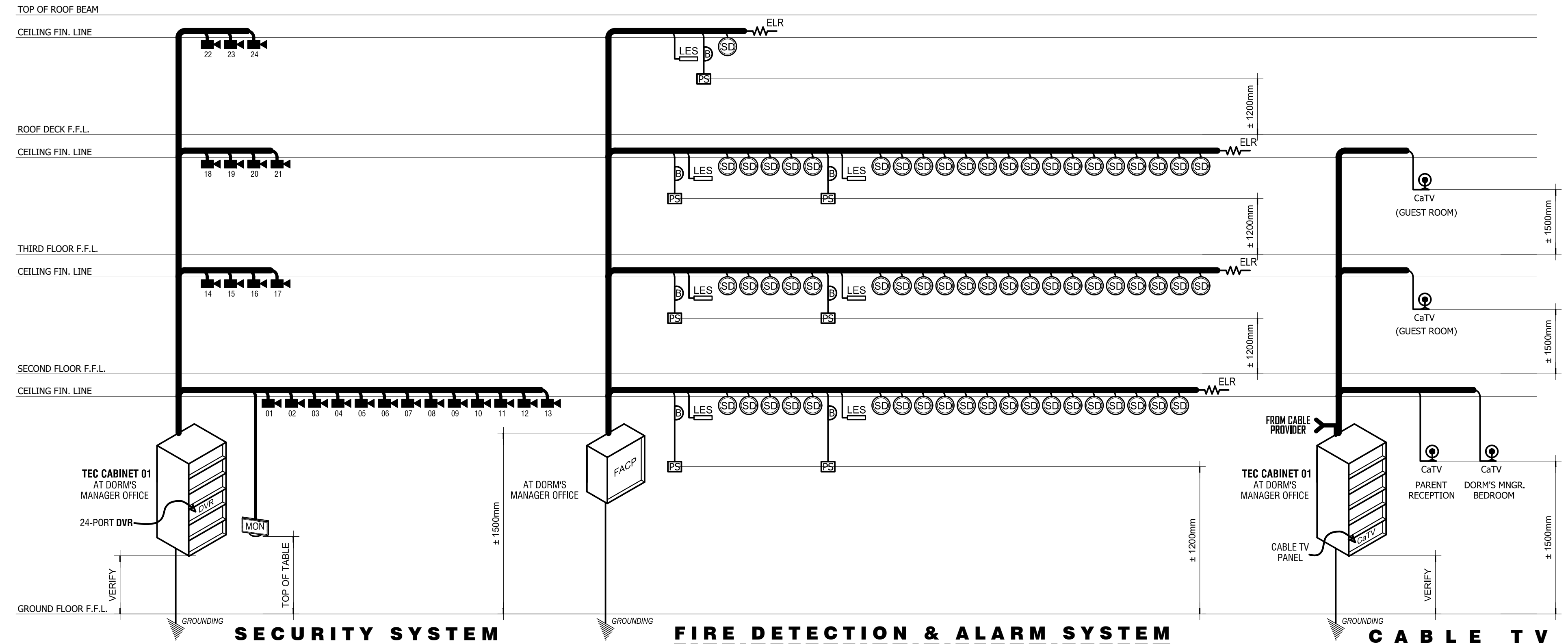
- ALL ELECTRONIC WORKS HEREIN SHALL BE DONE IN ACCORDANCE WITH THE PROVISION OF THE LATEST EDITION OF THE PHIL. ELECTRONIC CODE, THE RULES AND REGULATIONS OF THE LOCAL ENFORCING AUTHORITIES AND THE REQUIREMENTS OF THE POWER COMPANY.
- ALL ELECTRONIC WORKS INCLUDED HEREIN SHALL BE EXECUTED BY ELECTRONIC TECHNICIAN UNDER THE DIRECT SUPERVISION OF A FULL-TIME LICENSED/PROF. ELECTRONIC AND COMMUNICATION ENGINEER. WORKS SHALL BE NEATLY PLACED, SECURELY FASTENED AND PROPERLY FINISHED.
- THE CONTRACTOR SHALL VERIFY AND ORIENT THE ACTUAL LOCATION OF SERVICE ENTRANCE FOR CONNECTION TO COMMUNICATION SUPPLY.
- ALL MATERIALS SHALL BE BRAND NEW AND SHALL CONFORM WITH THE PROVISIONS OF THE UNDERWRITERS LABORATORIES INC. IN EVERY CASE WHERE SUCH A STANDARD HAS BEEN ESTABLISHED.
- ALL CONDUITS MUST BE PROTECTED AGAINST DAMAGES BY THE ENTRANCE OF WATER AND FOREIGN MATTERS DURING CONSTRUCTION. ALL ENDS OF CONDUITS SHALL BE PLUGGED TO EXCLUDE MOISTURE AND DUST IMMEDIATELY AFTER THE CONDUITS ARE PLACED.
- UNLESS OTHERWISE SPECIFIED, ALL ELECTRONIC WIRING INSTALLATION SHALL BE USED RSC PIPE. THE MINIMUM SIZE OF CONDUIT SHALL BE 15mm Ø.
- ALL OUTLET BOXES SHALL BE GALVANIZED GA. 16, DEEP-TYPE WITH FACTORY KNOCKOUTS. PULLBOXES SHALL BE USED WHEN APPLICABLE FOR EASY PULLING OF WIRES AND SHALL BE IN ACCORDANCE WITH THE PHILIPPINE ELECTRONIC CODE REQUIREMENTS. PREFERRED BRAND FOR JUNCTION, PULLBOX OR UTILITY SQUARE BOXES SHALL BE FUMACO, AMCU, TIMCO, OR APPROVED EQUAL.
- MOUNTING HEIGHTS OF DEVICES SHALL BE: (SUBJECT TO ARCHITECT'S APPROVAL PRIOR TO INSTALLATION), DATA OUTLET SHALL BE 0.30m ABOVE FINISHED FLOOR TO CENTER OF DEVICE.
- THE PLANS AS DRAWN ARE BASED UPON THE ARCHITECTURAL PLANS AND THE DETAILS AND SHOWN CONDITION AS ACCURATELY AS IT IS POSSIBLE TO INDICATE THEM IN SCALE, THE PLANS ARE DIAGRAMMATICAL AND DOES NOT NECESSARY SHOW ALL FITTINGS NECESSARY TO FIT TO THE BUILDING CONDITIONS. THE LOCATIONS OF OUTLETS, APPARATUS AND APPLIANCES SHOWN ON THE PLANS ARE APPROXIMATE. THE CONTRACTOR SHALL BE HELD RESPONSIBLE FOR THEIR PROPER LOCATION IN ORDER TO MAKE THEM FIT WITH THE ARCHITECTURAL DETAILS AND INSTRUCTIONS FROM THE ENGINEER'S REPRESENTATIVE AT THE SITE.

**GENERAL SPECIFICATIONS:**

- THIS DRAWING IS SCHEMATIC REPRESENTATION OF SYSTEM ONLY. TENDERS TO DETAIL COMPLIANT OFFER BASED ON MANUFACTURER'S SYSTEM AND WIRING METHODS RECOMMENDATION.
- SMOKE DETECTOR SHALL BE INTERFACED TO FIRE ALARM SYSTEM.
- WIRING INSTALLATION (CEILING CONCEALED, EMBEDDED, EXPOSED OR SURFACED) SHALL BE USED RSC OR EMT, 15mm Ø MINIMUM.
- WIRING METHODS SHALL BE AS FOLLOWS:
  - A. SMOKE DETECTOR - 1.25 m<sup>2</sup> TF WIRE
  - B. CONTROL/ZONE MODULE - 2.0 mm<sup>2</sup> UTP WIRE
  - C. TEL/LAN CABLE - #24 AWG 4 PAIRS UTP CABLE/CAT5-E/CAT6
  - D. CCTV CABLE - RG-59/6 COAX CABLE
- CONDUIT SHALL BE PERMANENTLY AND EFFECTIVELY GROUNDING.
- THIS ARRANGEMENT IS LIMITED TO DROP WIRE ATTACHMENT OF UP TO 5 LINES.
- SPAN TO FIXTURE SHALL BE NOT EXCEED 45.7m.
- SERVICE SHALL BE SUFFICIENTLY HIGH TO PROVIDE PROPER DROP WIRE CLEARANCE OVER SIDE, STREETS OR ROADWAYS IN COMPLIANCE WITH THE CODES AND REGULATIONS.

**LEGEND/SYMBOLS/ ABBREVIATIONS:**

<b>FAACP</b>	- FIRE ALARM CONTROL PANEL
<b>FDAS</b>	- FIRE DETECTION & ALARM SYSTEM
<b>SD</b>	- SMOKE DETECTOR
<b>B</b>	- FIRE ALARM BELL
<b>PS</b>	- FIRE ALARM PULL STATION
<b>LES</b>	- LIGHTED EXIT SIGN
<b>ELR</b>	- END OF LINE RESISTOR
<b>PAS</b>	- PUBLIC ADDRESS SYSTEM
<b>AMP</b>	- AMPLIFIER
<b>SPK</b>	- SPEAKER (ceiling-mounted type)
<b>SPK</b>	- SPEAKER (wall-mounted type)
<b>PC</b>	- CIRCUIT HOMERUN
<b>PC</b>	- COMPUTER
<b>CCTV</b>	- CCTV CAMERA
<b>DVR</b>	- DIGITAL VIDEO RECORDER
<b>MON</b>	- CCTV MONITOR
<b>LAN</b>	- LOCAL AREA NETWORK
<b>LAN</b>	- LAN OUTLET
<b>TEL</b>	- TELEPHONE OUTLET
<b>TEL (ext.)</b>	- TEL. EXTENSION OUTLET
<b>TEC</b>	- TELECOM CABINET (wall-hung type)
<b>CaTV</b>	- CABLE TV OUTLET
<b>SE</b>	- SERVICE ENTRANCE
<b>GR</b>	- GROUNDING
<b>WIFI</b>	- WIFI ROUTER (access point)



**01 SINGLE LINE RISER DIAGRAMS**  
ECE-05 SCALE: NTS

**M.T. Ang**  
architectural designs  
PLANS • DESIGNS • ESTIMATES • CONSTRUCTION MANAGEMENT •  
DESIGNS BUILT • PLUMBING DESIGN  
27 P. ACHARON BOULEVARD, BRGY. DAD. SOUTH, GEN. SANTOS CITY ☎ No: 301-1917

**MICHAEL T. ANG, fuap**  
ARCHITECT

P.R.C. No.	8270
VALIDITY	08 MAY 2018
IAPOA No.	04440 141342 071615
O.R.   DATE	141342 /16 JULY 15
P.T.R. No.	7193602
DATE ISS.	10 JAN. 2017
PLACE ISS.	G.S.C.
T.I.N.	123-875-856

**SECTION 33 of RA 9266** | Drawing & specifications & other contract documents duly signed, stamp or sealed, as instruments of service, are the intellectual property and documents of the architect, whether the object for which they are made is executed or not it shall be unlawful for any person to duplicate or to make copies of said documents for use in the repetition of & for other projects or buildings, whether executed partly or in whole, without the written consent of architect or author of said documents.

**DARWIN D. NISPEROS, IECEP**  
PROF. ELECTRONICS & COMM. ENGR.  
P.R.C. No.: 0472 | IECEP No.: 09-09657, 2018  
P.T.R. No.: 7169035 | DATE: 01-05-2017  
ISS. AT: G.S.C. | T.I.N.: 169-824-299

**PROJECT TITLE / LOCATION**  
**DORMITORY BUILDING III**  
**SENIOR HIGH PROGRAM**  
PSHS-SOCCSKSARGEN Campus, Brgy. Paraiso,  
Koronadal City

**APPROVED BY**  
**CHUCHI P. GARGANERA, PH. D.**  
DIRECTOR III  
ADDRESS: PSHS-SOCCSKSARGEN Campus, Brgy. Paraiso, Koronadal City

**PREPARED BY:**  
**ENGR. DARWIN D. NISPEROS**  
**CHECKED BY:**  
---  
RESIDENT ENGINEER

<b>SHEET NO.</b>	
ECE-05	
39	39