

DEPARTMENT OF SCIENCE AND TECHNOLOGY
Financial Performance Report
 As of September 30, 2013
 ALL FUNDS
 (In Thousand Pesos)

Agency: Philippine Science High School
 Region: SOCCSKSARGEN REGION

I. EXPENDITURES

FUND SOURCE	FY 2013 APPROPRIATIONS	ALLOTMENT RECEIVED				OBLIGATIONS INCURRED				UTILIZATION RATE (In %)	REMARKS
		PS	MOOE	CO	TOTAL	PS	MOOE	CO	TOTAL		
As of September 2013											
Current Year Budget											
Agency Specific Budget		3,212.00	4,516.00	11,378.00	19,106.00	1,777.49	1,432.96	390.37	3,600.82	18.85%	
ASA from DOST			182.00		182.00		15.00		15.00	8.24%	
Special Purpose Funds											
Pension & Gratuities					-				-		
Terminal Leave					-				-		
MPBF					-				-		
Taxes & Duties					-				-		
Automatic Appropriations		291.00			291.00	187.35			187.35	64.38%	
Continuing Appropriations					-				-		
Unobligated Allotments as of _____					-				-		
Regular MOOE					-				-		
ASA from DOST					-				-		
Allotment Releases in _____					-				-		
TOTAL		3,503.00	4,698.00	11,378.00	19,579.00	1,964.84	1,447.96	390.37	3,803.17	19.42%	
OF WHICH:											
1 Transparent, accountable & participatory governance											
2 Poverty reduction and empowerment of the poor and vulnerable											
3 Rapid, inclusive & sustained economic growth											
4 Just & lasting peace & side of law											
5 Integrity of the environment & climate change adaptation and mitigation											


II. DISBURSEMENTS

DISBURSEMENT AUTHORITY	FY 2013 CASH PROGRAM		DISBURSEMENT AUTHORITIES RECEIVED/ISSUED	ACTUAL DISBURSEMENTS				DISBURSEMENT RATE (In %)	REMARKS
	FULL YEAR	JUN-Present month		PS	MOOE	CO	TOTAL		
Notice of Cash Allocation (NCA) for:									
Current Year		3,531.08100		1,633.32107	1,535.35327	355.24033	3,523.91467	99.80%	
Notice of Transfer Allocation (NTA)		-					-		
Prior Year's A/P's		-					-		
Terminal Leave Benefits		-					-		
Non-Cash availment Authority							-		
Cash Disbursement Ceiling							-		
Tax Remittance Advice		161.85922		127.15093	14.60036	20.107930	161.85922		
TOTAL		3,692.94022	-	1,760.47200	1,549.95363	375.34826	3,685.77389		

APPROVED:


CHUSHEP GARGANERA Ph.D
 Director III


CERTIFIED CORRECT:


NELVI ROSARY D. CAJÉS, MPA
 Administrative Officer V

CERTIFIED CORRECT:


NICOLA ALLIANZA O. LAZARO
 Budget Officer

CERTIFIED CORRECT:


ROGELIO G. RUBELLANO III
 Accountant II

DEPARTMENT OF SCIENCE AND TECHNOLOGY
Financial Performance Report
As of October 31, 2013
ALL FUNDS
(In Thousand Pesos)

Agency: Philippine Science High School
Region: SOCCSKSARGEN REGION

I. EXPENDITURES

FUND SOURCE	FY 2013 APPROPRIATIONS	ALLOTMENT RECEIVED				OBLIGATIONS INCURRED				UTILIZATION RATE (In %)	REMARKS
		PS	MOOE	CO	TOTAL	PS	MOOE	CO	TOTAL		
		As of October 2013									
Current Year Budget											
Agency Specific Budget											
ASA from DOST	3,212.00	4,516.00	11,378.00	19,106.00	2,253.44	1,954.17	557.88	4,765.49	24.94%		
Special Purpose Funds		182.00		182.00		26.75		26.75	14.70%		
Pension & Gratuities				-				-			
Terminal Leave				-				-			
MPBF				-				-			
Taxes & Duties				-				-			
Automatic Appropriations	291.00			291.00	239.00			239.00	82.13%		
Continuing Appropriations											
Unobligated Allotments as of _____											
Regular MOOE											
ASA from DOST											
Allotment Releases in _____											
TOTAL	3,503.00	4,698.00	11,378.00	19,579.00	2,492.44	1,980.92	557.88	5,031.24	25.70%		
OF WHICH:											
1 Transparent, accountable & participatory governance											
2 Poverty reduction and empowerment of the poor and vulnerable											
3 Rapid, inclusive & sustained economic growth											
4 Just & testing peace & side of law											
5 Integrity of the environment & climate change adaptation and mitigation											

II. DISBURSEMENTS

DISBURSEMENT AUTHORITY	FY 2011 CASH PROGRAM		DISBURSEMENT AUTHORITIES RECEIVED/ ISSUED	ACTUAL DISBURSEMENTS				DISBURSEMENT RATE (In %)	REMARKS
	FULL YEAR	JAN-Present month		PS	MOOE	CO	TOTAL		
Notice of Cash Allocation (NCA) for:									
Current Year		4,831.38		2,327.14	1,928.89320	568.18	4,824.21	99.85%	
Notice of Transfer Allocation (NTA)		-					-		
Prior Year's A/P's		-					-		
Terminal Leave Benefits		-					-		
Non-Cash availment Authority							-		
Cash Disbursement Ceiling							-		
Tax Remittance Advice		161.86		167.27	19,041.31	28.20	214.51		
TOTAL		4,993.24		2,494.41	1,947.93451	596.38	5,038.73		

APPROVED:

CHUCHI P. GARGANERA Ph.D
Director III

Certified Correct:

Nelvi Rosary D. Cajés, MPA
Administrative Officer V

Certified Correct:

Nicola Allynza O. Lazaro
Budget Officer

Certified Correct:

Rogelio G. Rubellano III
Accountant II

DEPARTMENT OF SCIENCE AND TECHNOLOGY
Financial Performance Report
As of November 30, 2013
ALL FUNDS
(In Thousand Pesos)

Agency: Philippine Science High School
Region: SOCCSKSARGEN REGION

I. EXPENDITURES

FUND SOURCE	FY 2013 APPROPRIATIONS	ALLOTMENT RECEIVED				OBLIGATIONS INCURRED				UTILIZATION RATE (In %)	REMARKS
		PS	MOOE	CO	TOTAL	PS	MOOE	CO	TOTAL		
		As of November 2013									
Current Year Budget											
Agency Specific Budget			4,516.00	11,378.00	15,894.00		2,479.83	674.22	3,154.05	19.84%	
ASA from DOST			182.00		182.00		34.91		34.91	19.18%	
Special Purpose Funds					-				-		
Pension & Gratuities					-				-		
Terminal Leave					-				-		
MPBF		3,212.00			3,212.00	3,182.07			3,182.07	99.07%	
Taxes & Duties					-				-		
Automatic Appropriations		291.00			291.00	290.90			290.90	99.97%	
Continuing Appropriations					-				-		
Unobligated Allotments as of _____					-				-		
Regular MOOE					-				-		
ASA from DOST					-				-		
Allotment Releases in _____					-				-		
TOTAL		3,503.00	4,698.00	11,378.00	19,579.00	3,472.97	2,514.74	674.22	6,661.93	34.03%	
OF WHICH:											
1 Transparent, accountable & participatory governance											
2 Poverty reduction and empowerment of the poor and vulnerable											
3 Rapid, inclusive & sustained economic growth											
4 Just & lasting peace & side of law											
5 Integrity of the environment & climate change adaptation and mitigation											

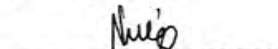
II. DISBURSEMENTS

DISBURSEMENT AUTHORITY	FY 2013 CASH PROGRAM		DISBURSEMENT AUTHORITIES RECEIVED/ISSUED	ACTUAL DISBURSEMENTS				DISBURSEMENT RATE (In %)	REMARKS
	FULL YEAR	JUN-Present month		PS	MOOE	CO	TOTAL		
Notice of Cash Allocation (NCA) for:									
Current Year		6,308.78800		3,168.97890	2,485.55303	647.08974	6,301.62167	99.89%	
Notice of Transfer Allocation (NTA)		-					-		
Prior Year's A/P's		-					-		
Terminal Leave Benefits		-					-		
Non- Cash availment Authority							-		
Cash Disbursement Ceiling							-		
Tax Remittance Advice		363.20443		305.82924	25.55808	31.817110	363.20443		
TOTAL	-	6,671.99243	-	3,474.80814	2,511.11111	678.90685	6,664.82610		

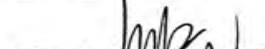
APPROVED:


CHUCHI P. GARGANERA Ph.D
Director III


CERTIFIED CORRECT:


NELVI ROSARY D. CAJALES, MPA
Administrative Officer V

CERTIFIED CORRECT:


NICOLA ALLYZZA C. LAZARO
Budget Officer

CERTIFIED CORRECT:


ROGELIO G. RUBELLANO III
Accountant II

DEPARTMENT OF SCIENCE AND TECHNOLOGY
Financial Performance Report
 As of December 31, 2013
 ALL FUNDS
 (In Thousand Pesos)

Agency: Philippine Science High School
 Region: SOCCSKSARGEN REGION

I. EXPENDITURES

FUND SOURCE	FY 2013 APPROPRIATIONS	ALLOTMENT RECEIVED			OBLIGATIONS INCURRED				UTILIZATION RATE (In %)	REMARKS
		PS	MOOE	CO	PS	MOOE	CO	TOTAL		
As of September 2013										
Current Year Budget										
Agency Specific Budget			4,351.86	11,403.36	15,755.22		4,100.45	11,081.23	15,181.68	96.36%
ASA from DOST			182.00		182.00		95.10		95.10	52.25%
Special Purpose Funds					-				-	
Pension & Gratuities					-				-	
Terminal Leave					-				-	
MPBF		4,901.99			4,901.99	4,822.19			4,822.19	98.37%
Taxes & Duties					-				-	
Automatic Appropriations		344.75			344.75	342.67			342.67	99.40%
Continuing Appropriations					-				-	
Unobligated Allotments as of _____					-				-	
Regular MOOE					-				-	
ASA from DOST					-				-	
Allotment Releases in _____					-				-	
TOTAL		5,246.74	4,533.86	11,403.36	21,183.96	5,164.86	4,195.55	11,081.23	20,441.64	96.50%
OF WHICH:										
1 Transparent, accountable & participatory governance										
2 Poverty reduction and empowerment of the poor and vulnerable										
3 Rapid, inclusive & sustained economic growth										
4 Just & lasting peace & side of law										
5 Integrity of the environment & climate change adaptation and mitigation										

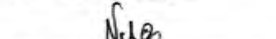
II. DISBURSEMENTS

DISBURSEMENT AUTHORITY	FY 2013 CASH PROGRAM		DISBURSEMENT AUTHORITIES RECEIVED/ISSUED	ACTUAL DISBURSEMENTS				DISBURSEMENT RATE (In %)	REMARKS
	FULL YEAR	JUN-Present month		PS	MOOE	CO	TOTAL		
Notice of Cash Allocation (NCA) for:									
Current Year		10,391.74400		4,548.04160	4,162.55129	1,673.98478	10,384.57767	99.93%	
Notice of Transfer Allocation (NTA)		-					-		
Prior Year's A/P's		-					-		
Terminal Leave Benefits		-					-		
Non-Cash availment Authority							-		
Cash Disbursement Ceiling							-		
Tax Remittance Advice		707.09155		592.64503	51.76147	62.685050	707.09155		
TOTAL		11,098.83555		5,140.68663	4,214.31276	1,736.66983	11,091.66922		

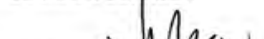
APPROVED:


CHUCHI P. GARGANERA Ph.D
 Director III


CERTIFIED CORRECT:


NELVI ROSARY D. CAJÉS, MPA
 Administrative Officer V

CERTIFIED CORRECT:


NICOLA ALLYZZA C. LAZARO
 Budget Officer

CERTIFIED CORRECT:


ROGELIO G. RUBELLANO III
 Accountant (I)