

DEPARTMENT OF SCIENCE AND TECHNOLOGY
Financial Performance Report
As of January 31, 2015
ALL FUNDS
(In Thousand Pesos)

Agency: Philippine Science High School
Region: SOCCSKSARGEN REGION

I. EXPENDITURES

FUND SOURCE	FY 2015 APPROPRIATIONS	ALLOTMENT RECEIVED				OBLIGATIONS INCURRED				UTILIZATION RATE (In %)	REMARKS
		PS	MOOE	CO	TOTAL	PS	MOOE	CO	TOTAL		
As of January 31, 2015											
Current Year Budget											
Agency Specific Budget		7,544.00	20,438.00	43,000.00	70,982.00	757.00	1,054.00		1,811.00	3%	
ASA from DOST									-		
Special Purpose Funds									-		
Pension & Gratuities									-		
Terminal Leave									-		
MPBF									-		
Taxes & Duties									-		
Automatic Appropriations		621.00			621.00	75.00			75.00	12%	
Continuing Appropriations									-		
Unobligated Allotments as of _____				2,167.00	2,167.00			55.00	55.00	3%	
Regular MOOE									-		
ASA from DOST											
Allotment Releases in _____											
TOTAL		8,165.00	20,438.00	45,167.00	73,770.00	832.00	1,054.00	55.00	1,941.00	3%	
OF WHICH:											
1 Transparent, accountable & participatory governance											
2 Poverty reduction and empowerment of the poor and vulnerable											
3 Rapid, inclusive & sustained economic growth											
4 Just & testing peace & side of law											
5 Integrity of the environment & climate change adaptation and mitigation											


II. DISBURSEMENTS

DISBURSEMENT AUTHORITY	FY 2015 CASH PROGRAM		DISBURSEMENT AUTHORITIES	ACTUAL DISBURSEMENTS				DISBURSEMENT RATE (In %)	REMARKS
	FULL YEAR	JAN-Present month		PS	MOOE	CO	TOTAL		
Notice of Cash Allocation (NCA) for:									
Current Year		9,391.00000		767.35408	1,061.69156	53.46986	1,882.51550	20.05%	
Notice of Transfer Allocation (NTA)		-		-	-	-	-		
Prior Year's A/P's		-		-	-	-	-		
Terminal Leave Benefits		-		-	-	-	-		
Non-Cash availment Authority									
Cash Disbursement Ceiling									
Tax Remittance Advice		93.75327		90.54465	0.96431	2.244310	93.75327		
TOTAL		9,484.75327		857.89873	1,062.65587	55.71417	1,976.26877		

APPROVED:


CHUCHI P. GARGANERA Ph.D
Director III

Certified Correct:


JHONA CRESILA C. QUEZADA
FAU Coordinator

Certified Correct:


NICOLA ALLYZZA O. LAZARO
Administrative Officer II

Certified Correct:


ROGELIO G. RUBELLANO III
Accountant II

DEPARTMENT OF SCIENCE AND TECHNOLOGY

Financial Performance Report

As of FEBRUARY 28, 2015

ALL FUNDS

(In Thousand Pesos)

Agency: Philippine Science High School
Region: SOCCSKSARGEN REGION

I. EXPENDITURES

FUND SOURCE	FY 2015 APPROPRIATIONS	ALLOTMENT RECEIVED				OBLIGATIONS INCURRED				UTILIZATION RATE (In %)	REMARKS
		PS	MOOE	CO	TOTAL	PS	MOOE	CO	TOTAL		
		As of FEBRUARY 28, 2015									
Current Year Budget											
Agency Specific Budget		7,544.00	20,438.00	43,000.00	70,982.00	1,087.00	2,242.00		3,329.00	5%	
ASA from DOST									-		
Special Purpose Funds									-		
Pension & Gratuities									-		
Terminal Leave									-		
MPBF						419.00			419.00		
Taxes & Duties									-		
Automatic Appropriations		621.00			621.00	150.00			150.00	24%	
Continuing Appropriations									-		
Unobligated Allotments as of _____				2,167.00	2,167.00			136.00	136.00	6%	
Regular MOOE											
ASA from DOST											
Allotment Releases in _____											
TOTAL		8,165.00	20,438.00	45,167.00	73,770.00	1,656.00	2,242.00	136.00	4,034.00	5%	
OF WHICH:											
1 Transparent, accountable & participatory governance											
2 Poverty reduction and empowerment of the poor and vulnerable											
3 Rapid, inclusive & sustained economic growth											
4 Just & testing peace & side of law											
5 Integrity of the environment & climate change adaptation and mitigation											

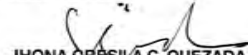
II. DISBURSEMENTS

DISBURSEMENT AUTHORITY	FY 2015 CASH PROGRAM		DISBURSEMENT AUTHORITIES	ACTUAL DISBURSEMENTS				DISBURSEMENT RATE (In %)	REMARKS
	FULL YEAR	JAN-Present month		PS	MOOE	CO	TOTAL		
Notice of Cash Allocation (NCA) for:									
Current Year		18,782.00000		1,506.93731	2,333.15317	3,489.34392	7,329.43440	39.02%	
Notice of Transfer Allocation (NTA)		-		-	-	-	-		
Prior Year's A/P's		-		-	-	-	-		
Terminal Leave Benefits		-		-	-	-	-		
Non-Cash availment Authority									
Cash Disbursement Ceiling									
Tax Remittance Advice		529.45651		181.69556	35.07057	312.690380	529.45651		
TOTAL		19,311.45651		1,688.63287	2,368.22374	3,802.03430	7,858.89091		

APPROVED:


CHUCHI P. GARGANERA Ph.D
Director III

Certified Correct:


JHONA ORESILA C. QUEZADA
FAU Coordinator

Certified Correct:


NICOLA ALLYZA O. LAZARO
Administrative Officer II

Certified Correct:


ROGELIO G. RUBELLANO III
Accountant II

DEPARTMENT OF SCIENCE AND TECHNOLOGY

Financial Performance Report

As of MARCH 31, 2015

ALL FUNDS

(In Thousand Pesos)

Agency: Philippine Science High School
Region: SOCCSKSARGEN REGION

I. EXPENDITURES

FUND SOURCE	FY 2015 APPROPRIATIONS	ALLOTMENT RECEIVED				OBLIGATIONS INCURRED				UTILIZATION RATE (In %)	REMARKS
		PS	MOOE	CO	TOTAL	PS	MOOE	CO	TOTAL		
As of MARCH 31, 2015											
Current Year Budget											
Agency Specific Budget		7,544.00	20,438.00	43,000.00	70,982.00	1,906.00	4,190.00	151.00	6,247.00	9%	
ASA from DOST											
Special Purpose Funds											
Pension & Gratuities											
Terminal Leave											
MPBF											
Taxes & Duties						656.00			656.00		
Automatic Appropriations		621.00			621.00	225.00			225.00	36%	
Continuing Appropriations											
Unobligated Allotments as of _____			3,909.00	2,167.00	6,076.00			1,838.00	1,838.00	30%	
Regular MOOE											
ASA from DOST											
Allotment Releases in _____											
TOTAL		8,165.00	24,347.00	45,167.00	77,679.00	2,787.00	4,190.00	1,989.00	8,966.00	12%	
OF WHICH:											
1 Transparent, accountable & participatory governance											
2 Poverty reduction and empowerment of the poor and vulnerable											
3 Rapid, inclusive & sustained economic growth											
4 Just & testing peace & side of law											
5 Integrity of the environment & climate change adaptation and mitigation											

II. DISBURSEMENTS

DISBURSEMENT AUTHORITY	FY 2015 CASH PROGRAM		DISBURSEMENT AUTHORITIES	ACTUAL DISBURSEMENTS				DISBURSEMENT RATE (In %)	REMARKS
	FULL YEAR	JAN-Present month		PS	MOOE	CO	TOTAL		
Notice of Cash Allocation (NCA) for:									
Current Year		28,734.00000		2,490.07677	4,575.54300	11,240.34904	18,305.96881	63.71%	
Notice of Transfer Allocation (NTA)		-		-	-	-	-	-	
Prior Year's A/P's		-		-	-	-	-	-	
Terminal Leave Benefits		-		-	-	-	-	-	
Non- Cash availment Authority		-		-	-	-	-	-	
Cash Disbursement Ceiling		-		-	-	-	-	-	
Tax Remittance Advice		1,304.46839		330.15469	74.00130	900.312400	1,304.46839		
TOTAL		30,038.46839		2,820.23146	4,649.54430	12,140.66144	19,610.43720		

APPROVED:


CHUGHI P. GARGANERA Ph.D
Director III

Certified Correct:


BIANNEY MAE D. ARMADA
FAU Coordinator

Certified Correct:


NICOLA ALAYZA D. LAZARO
Administrative Officer II

Certified Correct:


ROGELIO G. RUBELLANO III
Accountant II

DEPARTMENT OF SCIENCE AND TECHNOLOGY
Financial Performance Report
As of APRIL 30, 2015
ALL FUNDS
(In Thousand Pesos)

Agency: Philippine Science High School
Region: SOCCSKSARGEN REGION

I. EXPENDITURES

FUND SOURCE	FY 2015 APPROPRIATIONS	ALLOTMENT RECEIVED				OBLIGATIONS INCURRED				UTILIZATION RATE (In %)	REMARKS
		PS	MOOE	CO	TOTAL	PS	MOOE	CO	TOTAL		
As of APRIL 30, 2015											
Current Year Budget											
Agency Specific Budget											
ASA from DOST		7,544.00	20,438.00	43,000.00	70,982.00	2,560.00	4,800.00	270.00	7,630.00	11%	
Special Purpose Funds											
Pension & Gratuities											
Terminal Leave											
MPBF		2,878.00			2,878.00	844.00			844.00	29%	
Taxes & Duties											
Automatic Appropriations		898.00			898.00	299.00			299.00	33%	
Continuing Appropriations											
Unobligated Allotments as of 2014			3,910.00	2,167.00	6,077.00		10.00	1,867.00	1,877.00	31%	
Regular MOOE											
ASA from DOST											
Allotment Releases in _____											
TOTAL		11,320.00	24,348.00	45,167.00	80,835.00	3,703.00	4,810.00	2,137.00	10,650.00	13%	
OF WHICH:											
1 Transparent, accountable & participatory governance											
2 Poverty reduction and empowerment of the poor and vulnerable											
3 Rapid, inclusive & sustained economic growth											
4 Just & testing peace & side of law											
5 Integrity of the environment & climate change adaptation and mitigation											

II. DISBURSEMENTS

DISBURSEMENT AUTHORITY	FY 2015 CASH PROGRAM		DISBURSEMENT AUTHORITIES	ACTUAL DISBURSEMENTS				DISBURSEMENT RATE (In %)	REMARKS
	FULL YEAR	JAN-Present month		PS	MOOE	CO	TOTAL		
Notice of Cash Allocation (NCA) for:									
Current Year		38,011.74500		3,289.96721	5,255.47786	11,336.03666	19,881.48173	52.30%	
Notice of Transfer Allocation (NTA)		-		-	-	-	-	-	
Prior Year's A/P's		-		-	-	-	-	-	
Terminal Leave Benefits		-		-	-	-	-	-	
Non-Cash Availment Authority									
Cash Disbursement Ceiling									
Tax Remittance Advice		1,445.94095		445.97009	92.84406	907.126800	1,445.94095		
TOTAL		39,457.68595		3,735.93730	5,348.32192	12,243.16346	21,327.42268		

APPROVED:


CHUCHI P. GARGANERA Ph.D.
Director III


Certified Correct:


BIANNEY MAE D. ARMADA
FAU Coordinator

Certified Correct:


NICOLA ALLIZORA D. DAZARO
Administrative Officer II

Certified Correct:


ROGEMIO G. RUBELLANO III
Accountant II

DEPARTMENT OF SCIENCE AND TECHNOLOGY
Financial Performance Report
As of MAY 31, 2015
ALL FUNDS
(In Thousand Pesos)

Agency: Philippine Science High School
Region: SOCCSKSARGEN REGION

I. EXPENDITURES

FUND SOURCE	FY 2015 APPROPRIATIONS	ALLOTMENT RECEIVED				OBLIGATIONS INCURRED				UTILIZATION RATE (In %)	REMARKS
		PS	MOOE	CO	TOTAL	PS	MOOE	CO	TOTAL		
		As of MAY 31, 2015									
Current Year Budget											
Agency Specific Budget											
ASA from DOST		7,544.00	20,438.00	43,000.00	70,982.00	3,375.00	5,456.00	281.00	9,112.00	13%	
Special Purpose Funds											
Pension & Gratuities											
Terminal Leave											
MPBF		2,878.00			2,878.00	1,169.00			1,169.00	41%	
Taxes & Duties											
Automatic Appropriations		898.00			898.00	374.00			374.00	42%	
Continuing Appropriations											
Unobligated Allotments as of 2014			4,082.00	2,178.00	6,260.00		435.00	1,909.00	2,344.00	37%	
Regular MOOE											
ASA from DOST											
Allotment Releases in _____											
TOTAL		11,320.00	24,520.00	45,178.00	81,018.00	4,918.00	5,891.00	2,190.00	12,999.00	16%	
OF WHICH:											
1 Transparent, accountable & participatory governance											
2 Poverty reduction and empowerment of the poor and vulnerable											
3 Rapid, inclusive & sustained economic growth											
4 Just & testing peace & side of law											
5 Integrity of the environment & climate change adaptation and mitigation											


II. DISBURSEMENTS

DISBURSEMENT AUTHORITY	FY 2015 CASH PROGRAM		DISBURSEMENT AUTHORITIES	ACTUAL DISBURSEMENTS				DISBURSEMENT RATE (In %)	REMARKS
	FULL YEAR	JAN-Present month		PS	MOOE	CO	TOTAL		
Notice of Cash Allocation (NCA) for:									
Current Year		46,044.87200		4,412.16564	6,306.81653	11,499.79447	22,218.77664	48.25%	
Notice of Transfer Allocation (NTA)		-		-	-	-	-	-	
Prior Year's A/P's		-		-	-	-	-	-	
Terminal Leave Benefits		-		-	-	-	-	-	
Non-Cash availment Authority									
Cash Disbursement Ceiling									
Tax Remittance Advice		1,578.59879		539.24178	122.69213	917.064880	1,578.99879		
TOTAL		47,623.87079		4,951.40742	6,429.50866	12,416.85935	23,797.77543		

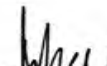
APPROVED:


CHUCHI P. GARGANERA Ph.D
Director III


Certified Correct:


BIANNEY MAE D. ARMADA
FAU Coordinator

Certified Correct:


NICOLA AIL ZZA D. LAZARO
Administrative Officer II

Certified Correct:


ROGELIO G. RUBELLANO III
Accountant II

DEPARTMENT OF SCIENCE AND TECHNOLOGY
Financial Performance Report
As of JUNE 30, 2015
ALL FUNDS
(In Thousand Pesos)

Agency: Philippine Science High School
Region: SOCCSKSARGEN REGION

I. EXPENDITURES

FUND SOURCE	FY 2015 APPROPRIATIONS	ALLOTMENT RECEIVED				OBLIGATIONS INCURRED				UTILIZATION RATE (In %)	REMARKS
		PS	MOOE	CO	TOTAL	PS	MOOE	CO	TOTAL		
As of JUNE 30, 2015											
Current Year Budget											
Agency Specific Budget		7,544.00	20,693.00	43,000.00	71,237.00	3,901.00	6,566.00	581.00	11,048.00	16%	
ASA from DOST											
Special Purpose Funds											
Pension & Gratuities											
Terminal Leave											
MPBF		3,502.00			3,502.00	1,964.00			1,964.00	56%	
Taxes & Duties											
Automatic Appropriations		898.00			898.00	442.00			442.00	49%	
Continuing Appropriations											
Unobligated Allotments as of 2014			4,082.00	2,178.00	6,260.00		435.00	1,940.00	2,375.00	38%	
Regular MOOE											
ASA from DOST											
Allotment Releases in											
TOTAL		11,944.00	24,775.00	45,178.00	81,897.00	6,307.00	7,001.00	2,521.00	15,829.00	19%	
OF WHICH:											
1 Transparent, accountable & participatory governance											
2 Poverty reduction and empowerment of the poor and vulnerable											
3 Rapid, inclusive & sustained economic growth											
4 Just & testing peace & side of law											
5 Integrity of the environment & climate change adaptation and mitigation											


II. DISBURSEMENTS

DISBURSEMENT AUTHORITY	FY 2015 CASH PROGRAM		DISBURSEMENT AUTHORITIES	ACTUAL DISBURSEMENTS				DISBURSEMENT RATE (In %)	REMARKS
	FULL YEAR	JAN-Present month		PS	MOOE	CO	TOTAL		
Notice of Cash Allocation (NCA) for:									
Current Year		52,057.35200		5,724.46833	7,467.63585	15,596.09336	28,788.19754	55.30%	
Notice of Transfer Allocation (NTA)		-		-	-	-	-	-	
Prior Year's A/P's		-		-	-	-	-	-	
Terminal Leave Benefits		-		-	-	-	-	-	
Non-Cash availment Authority									
Cash Disbursement Ceiling									
Tax Remittance Advice		1,737.87494		635.53652	150.14252	952.195900	1,737.87494		
TOTAL		53,795.22694		6,360.00485	7,617.77837	16,548.28926	30,526.07248		


APPROVED:


GUCHI P. GARGANERA Ph.D.
Director III


Certified Correct:


BIANNEY MAE D. ARMADA
FAD Coordinator

Certified Correct:


NICOLA ALLYZZA G. LAZARO
Administrative Officer II

Certified Correct:


ROGELIO G. RUBELLANO III
Accountant II

