


**List of Agency Budget Matrix/Special Allotment Release Orders / Sub-Allotment Release Orders  
As of December 2013**

**Annex A.1**

Department : **Department of Science and Technology**  
 Agency/Operating Units : **Philippine Science High School - SOCCSKSARGEN Region Campus**  
 Region/Province/City : **XII, South Cotabato, City of Koronadal**  
 Fund : **101**

No.	ABM/SARO/Sub-ARO No.	Date of ABM SARO/Sub-ARO	Fund Source Reg/SPF/etc.	Allotments				Sub-Allotment to Regions/Operating Units				Total Allotments
				PS	MOOE	CO	Total	PS	MOOE	CO	Total	
1	2	3	4	5	6	7	8=(5+6+7)	9	10	11	12=(9+10+11)	13=(8-12)
<b>A. Allotments received from DBM</b>												
1	SARO on PS	August 5, 2013	FY 2013 GAA, RA 10352	3,212,067.00			3,212,067.00					-
2	SARO on RLIP	August 5, 2013	FY 2013 GAA, RA 10352	291,564.00			291,564.00					3,212,067.00
3	SARO on PS	December 19, 2013	FY 2013 GAA, RA 10352	607,748.00			607,748.00					291,564.00
4	SARO on RLIP	December 19, 2013	FY 2013 GAA, RA 10352	53,190.00			53,190.00					607,748.00
5	SARO on PS	December 19, 2013	FY 2013 GAA, RA 10352	827,170.00			827,170.00					53,190.00
6	SARO on PS	December 19, 2013	FY 2013 GAA, RA 10352	165,000.00	(165,000.00)		-					827,170.00
	<b>Sub-total</b>			<b>5,156,739.00</b>	<b>(165,000.00)</b>	<b>-</b>	<b>4,991,739.00</b>	<b>-</b>	<b>-</b>	<b>-</b>	<b>-</b>	<b>4,991,739.00</b>
<b>B. Sub-allotments received from Central Office/Regional Office</b>												
1	ASA No. 06-2013-029	June 25, 2013	FY 2013 GAA, RA 10352		4,473,910.16	1,057,835.00	5,531,745.16					5,531,745.16
2	ASA No. 06-2013-030	June 25, 2013	FY 2013 GAA, RA 10352			10,320,213.51	10,320,213.51				-	10,320,213.51
3	SUB Aro No. 07-2013-042	July 1, 2013	FY 2013 GAA, RA 10352		182,000.00		182,000.00					182,000.00
4	ASA No. 11-2013-060	November 11, 2013	FY 2013 GAA, RA 10352			25,320.00	25,320.00					25,320.00
5	ASA No. 12-2013-062	December 18, 2013	FY 2013 GAA, RA 10352	90,000.00			90,000.00					90,000.00
	<b>Sub-Total</b>			<b>90,000.00</b>	<b>4,655,910.16</b>	<b>11,403,368.51</b>	<b>16,149,278.67</b>	<b>-</b>	<b>-</b>	<b>-</b>	<b>-</b>	<b>16,149,278.67</b>
	<b>Total Allotments</b>			<b>5,246,739.00</b>	<b>4,490,910.16</b>	<b>11,403,368.51</b>	<b>21,141,017.67</b>	<b>-</b>	<b>-</b>	<b>-</b>	<b>-</b>	<b>21,141,017.67</b>

Certified Correct:

  
**NICOLA ALLYNZA O. LAZARO**  
 Administrative Officer II

**INSTRUCTIONS:**

- The list of Agency Budget Matrix (ABM)/Special Allotment Release Order (SARO)/Sub-Allotment Release Order shall be prepared to support the quarterly SAAODB per **Annex A.**
- The list shall be prepared by fund. (General Fund 101, Fund 102, Special Account in the General Fund (SAGF) 151,152, 171, 172, etc.)
- Columns 1 to 13 shall reflect the following information:
  - Column 1 - sequential numbering to determine how many ABMs/SAROs and Sub-AROs were received.
  - Column 2 - ABM/SARO/Sub-ARO numbers.
  - Column 3 - the date of issuance of the ABM/SARO/Sub-ARO
  - Column 4 - the source of the allotments: Current Year GAA and Prior Year GAA - agency specific budget, special purpose funds, automatic appropriations.
  - Columns 5, 6 and 7 - the amount of allotments by class
  - Column 8 - total of columns 5, 6 and 7.
  - Columns 9, 10, 11 - amount of allotments by class transferred to Regional Offices/Operating Units thru the issuance of Sub-Allotment Release Order. Total transfers to other OUs under each allotment class should tally with the amount reflected in Column 6 of Annex A.
  - Column 12 - total of columns 9, 10 and 11.
  - Column 13 - total of columns 8 and 12.

STATEMENT OF APPROPRIATIONS, ALLOTMENTS, OBLIGATIONS, DISBURSEMENTS AND BALANCES  
As of the Quarter Ending December 31, 2013

Department : Department of Science and Technology  
Agency/Operating Units : Philippine Science High School - SOCCSKSARGEN Region Campus  
Region/Province/City : XII/South Cotabato/City of Koronadal  
Fund : 101

Particulars	Appropriations			Allotments				Current Year Obligations					Current Year Disbursements					Balances		
	Authorized Appropriation	Adjustment s	Adjusted Appropriations	Allotments Received	Transfer To	Transfer From	Adjusted Total Allotments	1st Quarter ending March 31	2nd Quarter ending June 30	3rd Quarter ending Sept. 30	4th Quarter ending Dec. 31	Total	1st Quarter ending March 31	2nd Quarter ending June 30	3rd Quarter ending Sept. 30	4th Quarter ending Dec. 31	Total	Unrelease d Appropriat ion	Unobligated Allotment	Unpaid Obligations
1	2	3	(2+3)=4	5	6	7	8 = (5-6+7)	9	10	11	12	13= (9+10+11+12)	14	15	16	17	18= (14+15+16+17)	19= (4-8)	20= (8-13)	21= (13-18)
I. CURRENT YEAR BUDGET/APPROPRIATIONS																				
A. I. b. General Administration and Support (MC)	165,000.00		165,000.00	165,000.00			165,000.00				165,000.00	165,000.00				165,000.00	165,000.00	-	-	-
A. II. B Support to Operations	182,000.00		182,000.00	182,000.00			182,000.00			15,018.00	80,088.50	95,106.50			4,518.00	90,588.50	95,106.50	-	86,893.50	-
A. III AGENCY SPECIFIC BUDGET																				
Personnel Services	360,000.00		360,000.00	360,000.00			360,000.00	-	-	-	360,000.00	360,000.00	-	-		360,000.00	360,000.00	-	-	-
Maintenance & Other Operating Expenses	3,948,910.16		3,948,910.16	3,948,910.16			3,948,910.16	-	-	1,431,067.00	2,306,122.70	3,737,189.70	-	-	1,389,469.90	2,347,719.80	3,737,189.70	-	211,720.46	-
Capital Outlays - Equipment	1,083,155.00		1,083,155.00	1,083,155.00			1,083,155.00	-	-	390,375.83	691,125.00	1,081,500.83	-	-	383,948.26	697,552.57	1,081,500.83	-	1,654.17	-
Capital Outlays - Locally Funded Projects																				
- Construction of Dormitory Phase 1	320,213.51		320,213.51	320,213.51			320,213.51	-	-	-	-	-	-	-		-	-	-	-	-
- Construction of Perimeter Fence	10,000,000.00		10,000,000.00	10,000,000.00			10,000,000.00	-	-	-	9,999,730.48	9,999,730.48	-	-		611,646.32	611,646.32	-	320,213.51	-
B. SPECIAL PURPOSE FUNDS																				
Miscellaneous Personnel Benefits Fund																				
Personnel Services	4,736,985.00		4,736,985.00	4,736,985.00			4,736,985.00	-	-	1,777,493.83	2,879,695.61	4,657,189.44	-	-	1,777,493.83	2,879,695.61	4,657,189.44	-	79,795.56	-
C. AUTOMATIC APPROPRIATIONS																				
Retirement and Life Insurance Premium																				
Personnel Services	344,754.00		344,754.00	344,754.00			344,754.00	-	-	189,199.73	155,310.84	344,510.57	-	-	189,199.73	155,310.84	344,510.57	-	243.43	-
TOTAL CURRENT YEAR BUDGET /APPROPRIATIONS	21,141,017.67	-	21,141,017.67	21,141,017.67	-	-	21,141,017.67	-	-	3,803,154.39	16,637,073.13	20,440,227.52	-	-	3,744,629.72	7,307,513.64	11,052,143.36	-	700,790.15	9,388,084.16
II. PRIOR YEAR's BUDGET/ CONTINUING APPROPRIATIONS																				
F. UNOBLIGATED ALLOTMENT																				
Maintenance & Other Operating Expenses			-	-			-	-	-	-	-	-	-	-	-	-	-	-	-	-
Capital Outlays - Equipment (Use of Income)			-	-			-	-	-	-	-	-	-	-	-	-	-	-	-	-
Capital Outlays - Locally Funded Projects			-	-			-	-	-	-	-	-	-	-	-	-	-	-	-	-
- Completion of Water System Development			-	-			-	-	-	-	-	-	-	-	-	-	-	-	-	-
TOTAL PRIOR YEAR'S BUDGET/ CONT. APPROPRIATIONS	-	-	-	-	-	-	-	-	-	-	-	-	-	-	-	-	-	-	-	-
GRAND TOTAL	21,141,017.67		21,141,017.67	21,141,017.67	-	-	21,141,017.67	-	-	3,803,154.39	16,637,073.13	20,440,227.52	-	-	3,744,629.72	7,307,513.64	11,052,143.36	-	700,790.15	9,388,084.16

Certified Correct:

  
NICOLA ALLYZA S. LAZARO  
Administrative Officer II

Certified Correct:

  
ROGELIO G. RUBELLANO III  
Accountant II

Approved By:

  
CHUCHI P. GARGANERA, Ph.D.  
Director III

**DETAILED STATEMENT OF CURRENT YEAR'S OBLIGATIONS, DISBURSEMENTS AND UNPAID OBLIGATIONS**  
As of Quarter Ending December 31, 2013

Department : Department of Science and Technology  
Agency/Operating Units : Philippine Science High School - SOCCSKSARGEN Region Campus  
Region/Province/City : XII/South Cotabato/City of Koronada  
Fund : 101

Program/Activity/Project (PIA/P) and Account Title	Account Code	Current Year Obligations					Disbursements					Balance Unpaid Obligations)  13 = (7-12) = (14+15)	Breakdown of Unpaid Obligations	
		1st Quarter ending March 31	2nd Quarter ending June 30	3rd Quarter ending Sept. 30	4th Quarter ending Dec. 31	Total	1st Quarter ending March 31	2nd Quarter ending June 30	3rd Quarter ending Sept. 30	4th Quarter ending Dec. 31	Total		Accounts Payable	Obligations Not Yet Due and Demandable
1	2	3	4	5	6	7	8	9	10	11	12		14	15
<b>1. CURRENT YEAR BUDGET/APPROPRIATIONS</b>														
<b>A. AGENCY SPECIFIC BUDGET</b>														
<b>I.a.2 General Administration and Support</b>														
Magna Carta for S&T Personnel														
Subsistence and Laundry Allowance					60,800.00	60,800.00				60,800.00	60,800.00	-		
Hazard Pay					104,200.00	104,200.00				104,200.00	104,200.00	-		
<b>A.II.B Support to Operations</b>						-								
Travelling Expenses				970.00	12,125.00	13,095.00			970.00	12,125.00	13,095.00	-		
Supplies and Materials				0.00	8,160.00	8,160.00				8,160.00	8,160.00	-		
Communication Expense				0.00	0.00	-					-	-		
Telephone Expenses - Mobile				3,000.00	2,000.00	5,000.00			3,000.00	2,000.00	5,000.00	-		
Advertising Expenses				0.00	0.00	-					-	-		
Printing and Binding				548.00	45,547.50	46,095.50			548.00	45,547.50	46,095.50	-		
Representation Expenses				0.00	256.00	256.00					256.00	-		
Rent Expenses				10,500.00	12,000.00	22,500.00				22,500.00	22,500.00	-		
Professional Expenses				0.00	0.00	-					-	-		
<b>A.III.A.06</b>						-					-	-		
<b>Personnel Services</b>						-					-	-		
Salaries and Wages						-					-	-		
Salaries and Wages - Regular	701	-	-	-	-	-					-	-		-
Salaries and Wages - Military/Uniformed	702					-					-	-		
Salaries and Wages - Contractual	706					-					-	-		
Other Compensation						-					-	-		
Personnel Economic Relief Allowance (PERA)	711	-	-			-					-	-		
Additional Compensation (ADCOM)	712					-					-	-		
Representation Allowance (RA)	713	-	-			-					-	-		
Transportation Allowance (TA)	714	-	-			-					-	-		
Clothing/Uniform Allowance	715	-	-			-					-	-		
Subsistence, Laundry and Quarters Allowance	716	-	-			-					-	-		
Productivity Incentive Allowance	717	-	-			-					-	-		
Overseas Allowance	718					-					-	-		-
Other bonuses and Allowances	719				360,000.00	360,000.00				360,000.00	360,000.00	-		
Honoraria	720					-					-	-		
Hazard Pay	721					-					-	-		
Longevity Pay	722					-					-	-		
Overtime and Night Pay	723					-					-	-		
Cash Gift	724	-	-			-					-	-		
Year end Bonus	725	-	-			-					-	-		
<b>Personnel Benefit Contributions</b>						-					-	-		
Life and Retirement Insurance Contributions	731					-					-	-		
Pag-ibig Contributions	732	-	-			-					-	-		
Philhealth Contributions	733	-	-			-					-	-		
ECC Contributions	734	-	-			-					-	-		

**DETAILED STATEMENT OF CURRENT YEAR'S OBLIGATIONS, DISBURSEMENTS AND UNPAID OBLIGATIONS**  
As of Quarter Ending December 31, 2013

Department : Department of Science and Technology  
Agency/Operating Units : Philippine Science High School - SOCCSKSARGEN Region Campus  
Region/Province/City : XII/South Cotabato/City of Koronadal  
Fund : 101

Program/Activity/Project (P/A/P) and Account Title	Account Code	Current Year Obligations					Disbursements					Balance Unpaid Obligations)	Breakdown of Unpaid Obligations	
		1st Quarter ending March 31	2nd Quarter ending June 30	3rd Quarter ending Sept. 30	4th Quarter ending Dec. 31	Total	1st Quarter ending March 31	2nd Quarter ending June 30	3rd Quarter ending Sept. 30	4th Quarter ending Dec. 31	Total		Accounts Payable	Obligations Not Yet Due and Demandable
1	2	3	4	5	6	7	8	9	10	11	12	13 = (7-12) = (14+15)	14	15
Other Personnel Benefits						-						-		
Pension Benefits - Civilian	738					-					-	-		
Pension Benefits - Military/Uniformed	739					-					-	-		
Retirement Benefits - Civilian	740					-					-	-		
Retirement Benefits - Military/Uniformed	741					-					-	-		
Terminal Leave Benefits	742					-					-	-		
Health Workers Benefits	743					-					-	-		
Other Personnel Benefits	749					-					-	-		
Maintenance & Other Operating Expenses						-					-	-		
Traveling Expenses						-					-	-		
Travel Expenses-Local	751			119,206.72	215,606.28	334,813.00			119,206.72	215,606.28	334,813.00	-		
Travel Expenses-Foreign	752			-	-	-					-	-		
Training and Scholarship Expenses						-					-	-		
Training Expenses	753			85,070.00	14,845.14	99,915.14			85,070.00	14,845.14	99,915.14	-		
Scholarship Expenses	754			721,600.00	779,835.02	1,501,435.02			721,600.00	779,835.02	1,501,435.02	-		
Supplies and Materials Expenses						-					-	-		
Office Supplies Expenses	755			125,237.66	300,392.78	425,630.44			124,753.41	300,877.03	425,630.44	-		
Accountable Forms Expenses	756			5,000.00	-	5,000.00			5,000.00		5,000.00	-		
Animal/Zoological Supplies Expenses	757				-	-					-	-		
Food Supplies Expenses	758					-					-	-		
Drugs and Medicines Expenses	759			13,102.10	-	13,102.10				13,102.10	13,102.10	-		
Medical, Dental and Laboratory Supplies Expenses	760			-	-	-					-	-		
Gasoline, Oil and Lubricants Expenses	761			-	-	-					-	-		
Agricultural Supplies Expenses	762					-					-	-		
Textbooks and Instructional Materials	763			-	-	-					-	-		
Military and Police Supplies Expenses	764					-					-	-		
Other Supplies Expenses	765			36,839.05	297,360.46	334,199.51			10,928.30	323,271.21	334,199.51	-		
Utility Expenses						-					-	-		
Water Expenses	766			-	6,210.00	6,210.00				6,210.00	6,210.00	-		
Electricity Expenses	767			13,965.00	37,990.48	51,955.48			13,965.00	37,990.48	51,955.48	-		
Cooking Gas Expenses	768					-					-	-		
Communication Expenses						-					-	-		
Postage and Deliveries	771			1,170.00	455.00	1,625.00			1,170.00	455.00	1,625.00	-		
Telephone Expenses-Landline	772			-	-	-					-	-		
Telephone Expenses-Mobile	773			8,300.00	22,090.00	30,390.00			6,200.00	24,190.00	30,390.00	-		
Internet expenses	774			4,365.00	12,230.00	16,595.00			4,365.00	12,230.00	16,595.00	-		
Cable, Satellite, Telegraph and Radio Expenses	775					-					-	-		
Membership Dues and Contributions to Org.	778			-	-	-					-	-		
Awards and Indemnities	779					-					-	-		
Advertising Expenses/Promo	780			11,401.60	19,416.32	30,817.92			11,401.60	19,416.32	30,817.92	-		
Printing and Binding Expenses	781			425.00	49,346.25	49,771.25			425.00	49,346.25	49,771.25	-		
Rent Expenses	782					-					-	-		
Representation Expenses	783			12,246.00	76,532.50	88,778.50			12,246.00	76,532.50	88,778.50	-		
Transportation and Delivery Expenses	784			3,670.00	26,973.77	30,643.77			3,670.00	26,973.77	30,643.77	-		
Storage Expenses	785					-					-	-		
Subscription Expenses	786			-	-	-					-	-		
Survey Expenses	787			-	25,000.00	25,000.00				25,000.00	25,000.00	-		

**DETAILED STATEMENT OF CURRENT YEAR'S OBLIGATIONS, DISBURSEMENTS AND UNPAID OBLIGATIONS**  
As of Quarter Ending December 31, 2013

Annex B

Department : Department of Science and Technology  
Agency/Operating Units : Philippine Science High School - SOCCSKSARGEN Region Campus  
Region/Province/City : XII/South Cotabato/City of Koronadal  
Fund : 101

Program/Activity/Project (P/A/P) and Account Title	Account Code	Current Year Obligations					Disbursements					Balance Unpaid (Obligations)	Breakdown of Unpaid Obligations	
		1st Quarter ending March 31	2nd Quarter ending June 30	3rd Quarter ending Sept. 30	4th Quarter ending Dec. 31	Total	1st Quarter ending March 31	2nd Quarter ending June 30	3rd Quarter ending Sept. 30	4th Quarter ending Dec. 31	Total		Accounts Payable	Obligations Not Yet Due and Demandable
1	2	3	4	5	6	7	8	9	10	11	12	13 = (7-12) = (14+15)	14	15
Rewards and Other Claims	788					-					-	-		
Professional Services						-					-	-		
Legal Services	791			-	-	-					-	-		
Auditing Services	792			-	7,680.00	7,680.00				7,680.00	7,680.00	-		
Consultancy Services	793			-	-	-					-	-		
Environment/Sanitary Services	794			-	-	-					-	-		
General Services	795			31,500.00	36,750.00	68,250.00			31,500.00	36,750.00	68,250.00	-		
Janitorial Services	796			-	-	-					-	-		
Security Services	797			129,132.78	360,930.20	490,062.98			129,132.78	360,930.20	490,062.98	-		
Other Professional Services	799			-	25,990.00	25,990.00				25,990.00	25,990.00	-		
Repairs & Maintenance						-					-	-		
Repairs & Maintenance (RM) - Land Improvements						-					-	-		
RM - Land Improvements	802					-					-	-		
RM - Runways/Taxiways	803					-					-	-		
RM - Railways	804					-					-	-		
RM - Electrification, Power and Energy Structures	805					-					-	-		
RM - Buildings						-					-	-		
RM - Office Buildings	811					-					-	-		
RM - School Buildings	812			92,000.00	(42,000.00)	50,000.00			92,000.00	(42,000.00)	50,000.00	-		
RM - Hospitals and Health Centers	813					-					-	-		
RM - Markets and Slaughterhouses	814					-					-	-		
RM - Other Structures	815					-					-	-		
RM - Leasehold Improvements						-					-	-		
RM - Leasehold Improvements, Land	818					-					-	-		
RM - Leasehold Improvements, Buildings	819					-					-	-		
RM - Other Leasehold Improvements	820					-					-	-		
RM - Office Equipment, Furnitures and Fixtures						-					-	-		
RM - Office Equipment, Furnitures and Fixtures	821					-					-	-		
RM - Furniture and Fixtures	822					-					-	-		
RM - IT Equipment and Software	823					-					-	-		
RM - Machinery and Equipment						-					-	-		
RM - Machinery and Equipment	826					-					-	-		
RM - Agricultural, Fishery and Forestry Equipment	827					-					-	-		
RM - Airport Equipment	828					-					-	-		
RM - Communication Equipment	829					-					-	-		
RM - Construction and Heavy Equipment	830					-					-	-		
RM - Firefighting Equipment and Accessories	831					-					-	-		
RM - Hospital Equipment	832					-					-	-		
RM - Medical, Dental and Laboratory Equipment	833					-					-	-		
RM - Military and Police Equipment	834					-					-	-		
RM - Sports Equipment	835					-					-	-		
RM - Technical and Scientific Equipment	836					-					-	-		
RM - Other Machinery and Equipment	840					-					-	-		
RM - Transportation Equipment						-					-	-		
RM - Motor Vehicles	841			1,000.00	-	1,000.00			1,000.00		1,000.00	-		
RM - Trains	842					-					-	-		
RM - Aircrafts and Airground Equipment	843					-					-	-		

Annex B  
DETAILED STATEMENT OF CURRENT YEAR'S OBLIGATIONS, DISBURSEMENTS AND UNPAID OBLIGATIONS  
As of Quarter Ending December 31, 2013

Department : Department of Science and Technology  
Agency/Operating Units : Philippine Science High School - SOCCSKSARGEN Region Campus  
Region/Province/City : XII/South Cotabato/City of Koronadal  
Fund : 101

Program/Activity/Project (P/A/P) and Account Title	Account Code	Current Year Obligations					Disbursements					Balance Unpaid ( Obligations)	Breakdown of Unpaid Obligations	
		1st Quarter ending March 31	2nd Quarter ending June 30	3rd Quarter ending Sept. 30	4th Quarter ending Dec. 31	Total	1st Quarter ending March 31	2nd Quarter ending June 30	3rd Quarter ending Sept. 30	4th Quarter ending Dec. 31	Total		Accounts Payable	Obligations Not Yet Due and Demandable
1	2	3	4	5	6	7	8	9	10	11	12	13 = (7-12) = (14+15)	14	15
RM - Watercrafts	844					-					-	-		
RM - Other Transportation Equipment	848					-					-	-		
RM - Other Property, Plant and Equipment	850					-					-	-		
RM - Public Infrastructures						-					-	-		
RM - Roads, Highways and Bridges	851					-					-	-		
RM - Parks, Plazas and Monuments	852					-					-	-		
RM - Prts, Lighthouses and Harbors	853					-					-	-		
RM - Artesian Wells, Reservoirs, Pumping Station and Conduits	854					-					-	-		
RM - Irrigation, Canals and Laterals	855					-					-	-		
RM - Flood Controls	856					-					-	-		
RM - Waterways, Aqueducts, Seawalls, River Walls and Others	857					-					-	-		
RM - Other Public Infrastructures	860					-					-	-		
RM - Reforestation Projects						-					-	-		
RM - Reforestation - Upland	861					-					-	-		
RM - Reforestation - Marshland/Swampland	862					-					-	-		
Subsidies and Donations						-					-	-		
Subsidy to National Government Agencies	871					-					-	-		
Subsidy to Regional Offices/Staff Bureaus	872					-					-	-		
Subsidy to Operating Units	873					-					-	-		
Subsidy to Local Government Units	874					-					-	-		
Subsidy to GOCCs	875					-					-	-		
Subsidy to NGOs/POs	876					-					-	-		
Subsidy to Other Funds	877					-					-	-		
Donations	878					-					-	-		
Confidential, Intelligence, Extraordinary and Miscellaneous Expenses						-					-	-		
Confidential Expenses	881					-					-	-		
Intelligence Expenses	882					-					-	-		
Extraordinary Expenses	883			2,761.09	5,499.00	8,260.09			2,761.09	5,499.00	8,260.09	-		
Miscellaneous Expenses	884			13,075.00	23,029.00	36,104.00			13,075.00	23,029.00	36,104.00	-		
Taxes, Insurance Premiums and Other Fees						-					-	-		
Taxes, Duties and Licenses	891			-	3,960.50	3,960.50				3,960.50	3,960.50	-		
Fidelity Bond Premiums	892					-					-	-		
Insurance Expenses	893					-					-	-		
Other Maintenance and Operating Expenses	969					-					-	-		
Financial Expenses						-					-	-		
Bank Charges	971					-					-	-		
Commitments Fees	972					-					-	-		
Debt Service Subsidy to GOCCs	973					-					-	-		
Documentary Stamp Expenses	974					-					-	-		
Interest Expenses	975					-					-	-		
Other Financial Charges	979					-					-	-		
Capital Outlays						-					-	-		
Land and Land Improvements						-					-	-		
Land	201					-					-	-		

DETAILED STATEMENT OF CURRENT YEAR'S OBLIGATIONS, DISBURSEMENTS AND UNPAID OBLIGATIONS  
As of Quarter Ending December 31, 2013

Annex B

Department : Department of Science and Technology  
Agency/Operating Units : Philippine Science High School - SOCCSKSARGEN Region Campus  
Region/Province/City : XII/South Cotabato/City of Koronadal  
Fund : 101

Program/Activity/Project (P/A/P) and Account Title	Account Code	Current Year Obligations					Disbursements					Balance Unpaid (Obligations)	Breakdown of Unpaid Obligations	
		1st Quarter ending March 31	2nd Quarter ending June 30	3rd Quarter ending Sept. 30	4th Quarter ending Dec. 31	Total	1st Quarter ending March 31	2nd Quarter ending June 30	3rd Quarter ending Sept. 30	4th Quarter ending Dec. 31	Total		Accounts Payable	Obligations Not Yet Due and Demandable
1	2	3	4	5	6	7	8	9	10	11	12	13 = (7-12) = (14+15)	14	15
Land Improvements, etc.	202					-					-	-		
Runways/Taxiways	203					-					-	-		
Railways	204					-					-	-		
Electrification, Power and Energy Structures	205					-					-	-		
Buildings						-					-	-		
Office Buildings	211					-					-	-		
School Buildings, etc.	212					-					-	-		
Hospitals and Health Centers	213					-					-	-		
Markets and Slaughterhouses	214					-					-	-		
Other Structures	215					-					-	-		
Leasehold Improvements						-					-	-		
Leasehold Improvements, Land	218					-					-	-		
Leasehold Improvements, Buildings	219					-					-	-		
Other Leasehold Improvements	220					-					-	-		
Office Equipment, Furniture and Fixtures						-					-	-		
Office Equipment	221			60,365.57	348,900.00	409,265.57			53,938.00	355,327.57	409,265.57	-		
Furniture and Fixtures	222			71,075.26	40,000.00	111,075.26			71,075.26	40,000.00	111,075.26	-		
IT Equipment and Software, etc.	223			258,935.00	297,625.00	556,560.00			258,935.00	297,625.00	556,560.00	-		
Library Books	224			-	-	-					-	-		
Machinery and Equipment						-					-	-		
Machinery	226					-					-	-		
Agriculture, Fishery and Forestry Equipment	227					-					-	-		
Airport Equipment	228					-					-	-		
Communication Equipment	229					-					-	-		
Construction and Heavy Equipment	230					-					-	-		
Firefighting Equipment and Accessories	231					-					-	-		
Hospital Equipment	232					-					-	-		
Medical, Dental and Laboratory Equipment	233				4,600.00	4,600.00				4,600.00	4,600.00	-		
Military and Police Equipment	234					-					-	-		
Sports Equipment	235					-					-	-		
Technical and Scientific Equipment	236					-					-	-		
Other Machinery and Equipment, etc.	240			-	-	-					-	-		
Transportation Equipment						-					-	-		
Motor Vehicles	241			-	-	-					-	-		
Trains	242					-					-	-		
Aircrafts and Aircrafts Ground Equipment	243					-					-	-		
Watercrafts	244					-					-	-		
Other Transportation Equipment, etc.	248					-					-	-		
Other Property, Plant and Equipment	250			-	-	-					-	-		
Public Infrastructures						-					-	-		
Roads, Highways and Bridges	251					-					-	-		
Parks, Plazas and Monuments	252					-					-	-		
Ports, Lighthouses and Harbors	253					-					-	-		
Artesian Wells, Reservoirs, Pumping Stations and Conduits	254					-					-	-		
Irrigation, Canals and Laterals	255					-					-	-		
Flood Controls	256					-					-	-		

DETAILED STATEMENT OF CURRENT YEAR'S OBLIGATIONS, DISBURSEMENTS AND UNPAID OBLIGATIONS  
As of Quarter Ending December 31, 2013

Department : Department of Science and Technology  
Agency/Operating Units : Philippine Science High School - SOCCSKSARGEN Region Campus  
Region/Province/City : XII/South Cotabato/City of Koronadal  
Fund : 101

Program/Activity/Project (P/A/P) and Account Title	Account Code	Current Year Obligations					Disbursements					Balance Unpaid (Obligations)	Breakdown of Unpaid Obligations	
		1st Quarter ending March 31	2nd Quarter ending June 30	3rd Quarter ending Sept. 30	4th Quarter ending Dec. 31	Total	1st Quarter ending March 31	2nd Quarter ending June 30	3rd Quarter ending Sept. 30	4th Quarter ending Dec. 31	Total		Accounts Payable	Obligations Not Yet Due and Demandable
1	2	3	4	5	6	7	8	9	10	11	12	13 = (7-12) = (14+15)	14	15
Waterways, Aqueducts, Seawalls, River Walls	257					-					-	-		
Other Public Infrastructures, etc.	260					-					-	-		
Reforestation Projects-Upland	261					-					-	-		
Reforestation Projects-Marshland/Swampland	262					-					-	-		
Construction in Progress - Agency Assets						-					-	-		
Construction of Dormitory Phase 1	264					-					-	-		
Construction of Perimeter Fence	264			-	9,999,730.48	9,999,730.48				611,646.32	611,646.32	9,388,084.16		
B. AUTOMATIC APPROPRIATIONS						-					-	-		
Retirement and Life Insurance Premium						-					-	-		
Personnel Services						-					-	-		
Personnel Benefit Contributions						-					-	-		
Life and Retirement Insurance Contributions	731			189,199.73	155,310.84	344,510.57			189,199.73	155,310.84	344,510.57	-		
C. SPECIAL PURPOSE FUNDS						-					-	-		
Miscellaneous Personnel Benefits Fund						-					-	-		
Personnel Services						-					-	-		
Salaries and Wages						-					-	-		
Salaries and Wages - Regular	701			1,573,612.25	1,294,257.00	2,867,869.25			1,573,612.25	1,294,257.00	2,867,869.25	-		
Other Compensation						-					-	-		
Personnel Economic Relief Allowance (PERA)	711			137,509.08	108,000.00	245,509.08			137,509.08	108,000.00	245,509.08	-		
Representation Allowance	713			17,000.00	25,500.00	42,500.00			17,000.00	25,500.00	42,500.00	-		
Transportation Allowance	714			17,000.00	25,500.00	42,500.00			17,000.00	25,500.00	42,500.00	-		
Clothing / Uniform Allowance	715			-	55,000.00	55,000.00				55,000.00	55,000.00	-		
Subsistence, Laundry and Quarter Allowance	716				368,661.36	368,661.36				368,661.36	368,661.36	-		
Productivity Incentive Allowance	717				-	-					-	-		
Other Bonuses and Allowances	719				53,000.00	53,000.00				53,000.00	53,000.00	-		
Hazard Pay	721				361,586.55	361,586.55				361,586.55	361,586.55	-		
Longevity Pay	722				59,427.20	59,427.20				59,427.20	59,427.20	-		
Cash Gift	724				72,500.00	72,500.00				72,500.00	72,500.00	-		
Year-End Bonus	725				346,181.00	346,181.00				346,181.00	346,181.00	-		
Personnel Benefit Contributions						-					-	-		
Pag-ibig Contributions	732			6,900.00	5,400.00	12,300.00			6,900.00	5,400.00	12,300.00	-		
Philhealth Contributions	733			18,612.50	14,812.50	33,425.00			18,612.50	14,812.50	33,425.00	-		
ECC Contributions	734			6,860.00	5,370.00	12,230.00			6,860.00	5,370.00	12,230.00	-		
Performance Enhancement Incentive					84,500.00	84,500.00				84,500.00	84,500.00	-		
TOTAL CURRENT YEAR BUDGET/APPROPRIATION		-	-	3,803,154.39	16,637,073.13	20,440,227.52	-	-	3,744,629.72	7,307,513.64	11,052,143.36	9,388,084.16	-	-
II. PRIOR YEARS' BUDGET/CONTINUING APPROPRIATION														
D. Unreleased Appropriations														
Personnel Services														
Salaries and Wages														
Salaries and Wages - Regular	701													
Salaries and Wages - Military/Uniformed	702													
Salaries and Wages - Part-time	703													
Salaries and Wages - Substitute	704													
Salaries and Wages - Casual	705													
Salaries and Wages - Contractual	706													
Maintenance & Other Operating Expenses														

**DETAILED STATEMENT OF CURRENT YEAR'S OBLIGATIONS, DISBURSEMENTS AND UNPAID OBLIGATIONS**  
As of Quarter Ending December 31, 2013

Department : Department of Science and Technology  
Agency/Operating Units : Philippine Science High School - SOCCSKSARGEN Region Campus  
Region/Province/City : XII/South Cotabato/City of Koronadal  
Fund : 101


Program/Activity/Project (PIA/P) and Account Title	Account Code	Current Year Obligations					Disbursements					Balance Unpaid Obligations)  13 = (7-12) = (14+15)	Breakdown of Unpaid Obligations	
		1st Quarter ending March 31	2nd Quarter ending June 30	3rd Quarter ending Sept. 30	4th Quarter ending Dec. 31	Total	1st Quarter ending March 31	2nd Quarter ending June 30	3rd Quarter ending Sept. 30	4th Quarter ending Dec. 31	Total		Accounts Payable	Obligations Not Yet Due and Demandable
1	2	3	4	5	6	7	8	9	10	11	12	13 = (7-12) = (14+15)	14	15
Travelling Expenses														
Travel Expenses-Local	751													
Travel Expenses-Foreign	752													
Training and Scholarship Expenses														
Training Expenses	753													
Others (pls. specify)														
Financial Expenses														
Bank Charges	871													
Commitments Fees	972													
Debt Service Subsidy to GOCCs	973													
Documentary Stamp Expenses	974													
Interest Expenses	975													
Capital Outlays														
Office Buildings	211													
School Buildings	212													
Hospitals and Health Centers	213													
Office Equipment	221													
Furniture and Fixtures	222													
IT Equipment and Software	223													
Others (pls. specify)														
Special Purpose Fund														
Miscellaneous Personnel Benefits Fund														
Specify allotment class/object of expenditures														
Calamity Fund														
Specify allotment class/object of expenditures														
Priority Development Assistance Fund														
Specify allotment class/object of expenditures														
Others (pls. specify)														
E. Unobligated Allotment														
Personnel Services														
Salaries and Wages														
Salaries and Wages - Regular	701													
Salaries and Wages - Contractual	706													
Others (pls. specify)														
Maintenance & Other Operating Expenses														
Training and Scholarship Expenses														
Scholarship Expenses	754					-					-	-		
Communication Expenses														
Internet Expenses	774					-					-	-		
Supplies and Materials Expenses														
Textbooks and Instructional Materials	763					-					-			
RM - Buildings														
RM - Other Structures	815					-					-	-		
Maintenance & Other Operating Expenses (Sub-Allotment from MC)						-								
Traveling Expenses	751													
Office Supplies	755													
Postage and Deliveries	771													

DETAILED STATEMENT OF CURRENT YEAR'S OBLIGATIONS, DISBURSEMENTS AND UNPAID OBLIGATIONS  
As of Quarter Ending December 31, 2013

Department : Department of Science and Technology  
Agency/Operating Units : Philippine Science High School - SOCCSKSARGEN Region Campus  
Region/Province/City : XII/South Cotabato/City of Koronadal  
Fund : 101

Program/Activity/Project (P/A/P) and Account Title	Account Code	Current Year Obligations					Disbursements					Balance Unpaid Obligations)  13 = (7-12) = (14+15)	Breakdown of Unpaid Obligations	
		1st Quarter ending March 31	2nd Quarter ending June 30	3rd Quarter ending Sept. 30	4th Quarter ending Dec. 31	Total	1st Quarter ending March 31	2nd Quarter ending June 30	3rd Quarter ending Sept. 30	4th Quarter ending Dec. 31	Total		Accounts Payable	Obligations Not Yet Due and Demandable
1	2	3	4	5	6	7	8	9	10	11	12	13 = (7-12) = (14+15)	14	15
Telephone Expenses-Mobile	773					-						-		
Advertising Expenses	780					-						-		
Representation Expenses	783					-						-		
Other Professional Services	799					-						-		
Capital Outlays														
Office Buildings	211													
School Buildings	212													
Hospitals and Health Centers	213													
Office Equipment	221													
Furniture and Fixtures	222													
IT Equipment and Software	223													
Construction in Progress - Agency Assets														
Completion of Water System Development	264					-					-	-		-
Total PRIOR YEAR'S BUDGET/CONTINUING APPROPRIATION		-	-	-	-	-	-	-	-	-	-	-	-	-
GRAND TOTAL		-	-	3,803,154.39	16,637,073.13	20,440,227.52	-	-	3,744,629.72	7,307,513.64	11,052,143.36	9,388,084.16	-	-

Certified Correct:

  
NICOLA ALVAREZ NAZARO  
Administrative Officer II

Certified Correct:

  
ROGELIO G. RUBELLANO III  
Accountant II

Approved By:

  
SHUCEL P. GARGANERA, PhD  
Director III

**SUMMARY OF PRIOR YEAR'S OBLIGATIONS, DISBURSEMENTS AND UNPAID PRIOR YEAR OBLIGATIONS**  
**For the Period Ending December 31, 2013**

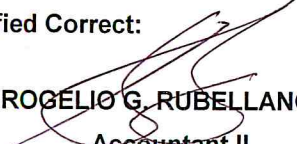
**Annex C**

**Department** : Department of Science and Technology  
**Agency/Operating Units** : Philippine Science High School - SOCCSKSARGEN Region Campus  
**Region/Province/City** : XII - South Cotabato  
**Fund** : 101

Particulars	PRIOR YEAR'S OBLIGATIONS			DISBURSEMENTS					Unpaid Obligations
	Balance Beginning of the year	Adjustments	Adjusted Balance	1st Quarter ending March 31	2nd Quarter ending June 30	3rd Quarter ending Sept. 30	4th Quarter ending Dec. 31	Total	
1	2	3	(2+3)=4	5	6	7	8	9 = (5+6+7+8)	10
<b>I. PRIOR YEARS' ACCOUNTS PAYABLE</b>									
Personnel Services			-					-	-
Maintenance & Other Operating Expenses			-					-	-
Capital Outlays			-					-	-
<b>TOTAL</b>	-	-	-	-	-	-	-	-	-
<b>II. OBLIGATIONS NOT YET DUE AND DEMANDABLE</b>									
Personnel Services									
Maintenance & Other Operating Expenses			-					-	-
Capital Outlays - Equipment			-					-	-
Capital Outlays - Locally Funded Projects			-					-	-
<b>TOTAL</b>	-	-	-	-	-	-	-	-	-
<b>GRAND TOTAL</b>	-	-	-	-	-	-	-	-	-

\*\*\* We Certify that we still have no Prior Year's Obligations, Disbursements and Unpaid Prior Year Obligation since PSHS-SRC started its operation on June 1, 2013.

**Certified Correct:**  
  
**NICOLA ALLYZZA O. LAZARO**  
 Administrative Officer II

**Certified Correct:**  
  
**ROGELIO G. RUBELLANO III**  
 Accountant II

**Approved by:**  
  
**CHUCHI P. GARGANERA Ph.D.**  
 Director III

SUMMARY REPORT OF DISBURSEMENTS  
For the Quarter Ending December 31, 2013  
In Pesos

ANNEX D

Department : Department of Science and Technology  
Agency/Operating Unit : PHILIPPINE SCIENCE HIGH SCHOOL-SOCCSKSARGEN REGION CAMPUS  
Region/Province/City : Region XII - South Cotabato  
Fund : 101

PARTICULARS	CURRENT YEAR BUDGET				PRIOR YEAR'S BUDGET				PRIOR YEARS' OBLIGATIONS				SUB-TOTAL	TRUST LIABILITIES				Others	GRAND TOTAL				Remarks
	PS	MOOE	CO	TOTAL	PS	MOOE	CO	TOTAL	PS	MOOE	CO	TOTAL		PS	MOOE	CO	TOTAL		PS	MOOE	CO	TOTAL	
( 1 )	( 2 )				( 3 )				( 4 )				(5) =2+3+4	( 6 )				(7)	( 8 )				( 9 )
FIRST QUARTER																							
Notice of Cash Allocation				-				-				-	-				-		-		-	-	
MDS Checks Issued				-				-				-	-				-		-		-	-	
Advice to Debit Account				-				-				-	-				-		-		-	-	
Tax Remittance Advices Issued				-				-				-	-				-		-		-	-	
Cash Disbursement Ceiling				-				-				-	-				-		-		-	-	
Non-Cash Availment Authority				-				-				-	-				-		-		-	-	
TOTAL	-	-	-	-	-	-	-	-	-	-	-	-	-	-	-	-	-	-	-	-	-	-	
SECOND QUARTER																							
Notice of Cash Allocation				-				-				-	-				-		-		-	-	
MDS Checks Issued				-				-				-	-				-		-		-	-	
Advice to Debit Account				-				-				-	-				-		-		-	-	
Tax Remittance Advices Issued				-				-				-	-				-		-		-	-	
Cash Disbursement Ceiling				-				-				-	-				-		-		-	-	
Non-Cash Availment Authority				-				-				-	-				-		-		-	-	
TOTAL	-	-	-	-	-	-	-	-	-	-	-	-	-	-	-	-	-	-	-	-	-	-	
THIRD QUARTER																							
Notice of Cash Allocation				-				-				-	-				-		-		-	-	
MDS Checks Issued	1,779,621.79	1,375,764.70	368,528.18	3,523,914.67									3,523,914.67						1,779,621.79	1,375,764.70	368,528.18	3,523,914.67	
Advice to Debit Account				-				-				-	-				-		-		-	-	
Tax Remittance Advices Issued	127,150.93	14,600.36	20,107.93	161,859.22									161,859.22						127,150.93	14,600.36	20,107.93	161,859.22	
Cash Disbursement Ceiling				-				-				-	-				-		-		-	-	
Non-Cash Availment Authority				-				-				-	-				-		-		-	-	
TOTAL	1,906,772.72	1,390,365.06	388,636.11	3,685,773.89	-	-	-	-	-	-	-	-	3,685,773.89	-	-	-	-	-	1,906,772.72	1,390,365.06	388,636.11	3,685,773.89	
FOURTH QUARTER																							
Notice of Cash Allocation				-				-				-	-				-		-		-	-	
MDS Checks Issued	1,300,300.00	1,477,407.00	4,082,956.00	6,860,663.00									6,860,663.00						1,300,300.00	1,477,407.00	4,082,956.00	6,860,663.00	
Advice to Debit Account				-				-				-	-				-		-		-	-	
Tax Remittance Advices Issued	52,652.82	148,692.39	343,887.12	545,232.33									545,232.33						52,652.82	148,692.39	343,887.12	545,232.33	
Cash Disbursement Ceiling				-				-				-	-				-		-		-	-	
Non-Cash Availment Authority				-				-				-	-				-		-		-	-	
TOTAL	1,352,952.82	1,626,099.39	4,426,843.12	7,405,895.33	-	-	-	-	-	-	-	-	7,405,895.33	-	-	-	-	-	1,352,952.82	1,626,099.39	4,426,843.12	7,405,895.33	
GRAND TOTAL	3,259,725.54	3,016,464.45	4,815,479.23	11,091,669.22	-	-	-	-	-	-	-	-	11,091,669.22	-	-	-	-	-	3,259,725.54	3,016,464.45	4,815,479.23	11,091,669.22	

Certified Correct:

NICOLA ALLYZZA O. LAZARO  
Administrative Officer II

Approved By:

CHUCHI P. GARGANERA Ph.D.  
Director III

Certified Correct:

ROGELIO S. RUBELLANO, III  
Accountant II